

NBER WORKING PAPER SERIES

LABOR MARKET MONOPSONY:
FUNDAMENTALS AND FRONTIERS

Patrick M. Kline

Working Paper 33467
<http://www.nber.org/papers/w33467>

NATIONAL BUREAU OF ECONOMIC RESEARCH
1050 Massachusetts Avenue
Cambridge, MA 02138
February 2025

This is the second part of a larger chapter on the topic of “wage-setting power” that was initially prepared for the Handbook of Labor Economics conference in Berlin, which was generously funded by the Rockwool Foundation Berlin (RFBerlin). Based on discussions with the editors it was determined to be better for pedagogical reasons to publish the two parts as separate chapters. David Card, Sydnee Caldwell, Daniel Haanwinckel, Attila Lindner, Alan Manning, Damián Vergara, Michael Amiour, Justin Bloesch, Nina Roussille, and Ben Scuderi provided helpful comments on an earlier draft of this chapter that substantially improved the paper. Jordan Cammarota and Jinglin Yang provided outstanding research assistance on this project. The views expressed herein are those of the author and do not necessarily reflect the views of the National Bureau of Economic Research.

NBER working papers are circulated for discussion and comment purposes. They have not been peer-reviewed or been subject to the review by the NBER Board of Directors that accompanies official NBER publications.

© 2025 by Patrick M. Kline. All rights reserved. Short sections of text, not to exceed two paragraphs, may be quoted without explicit permission provided that full credit, including © notice, is given to the source.

Labor Market Monopsony: Fundamentals and Frontiers
Patrick M. Kline
NBER Working Paper No. 33467
February 2025
JEL No. J30, J42

ABSTRACT

This chapter reviews the theory of monopsonistic wage setting, its empirical implications, and some puzzles the framework has struggled to explain. We begin by examining the fundamentals of monopsonistic wage determination. The core of the theory is a mapping from the distribution of worker outside options to wages. We study non-parametric shape restrictions that ensure this mapping is unique. Building on these results, we introduce a menu of tractable parametrizations of labor supply to the firm, some of which are shown to emerge naturally from equilibrium search models. Next, we review why wage markdowns do not necessarily signal inefficiency and discuss some criteria for assessing misallocation in a monopsony model with search frictions. Turning to the model's empirical implications, we examine how the magnitude of productivity-wage passthrough depends on the super-elasticity of labor supply to the firm and establish that compensating differentials for firm amenities depend on the curvature of the outside option distribution. We show that firm-specific shifts in either productivity or amenities can be used as instruments to identify labor supply elasticities and review strategies for estimating non-constant elasticities. We then consider extensions of the basic model involving third-degree wage discrimination and examine their ability to rationalize patterns of worker-firm sorting. Monopsony models traditionally assume that firms commit to posted wages. Relaxing this assumption, we develop a connection between the first-order conditions of the monopsony model and models of bargaining with incomplete information. These models explain why bilateral inefficiencies may persist in the presence of negotiation, yield predictions about the response of within-firm wage dispersion to productivity shocks, and suggest reasons why some productivity shifters may not constitute excludable instruments. Next, we endogenize productivity by allowing for efficiency wages, non-constant returns to scale, and price-cost markups. Empirical monopsony estimates often suggest that firms enjoy implausibly large profit margins. We argue that allowing for non-constant labor supply elasticities and firm adjustment costs can potentially resolve this difficulty. Finally, we review why the strong passthrough of minimum wages to product prices presents a challenging puzzle for standard monopsony models and discuss potential reconciliations to this puzzle involving firm heterogeneity, quality changes, and lumpy price adjustment.

Patrick M. Kline
Department of Economics
University of California, Berkeley
530 Evans Hall #3880
Berkeley, CA 94720
and NBER
pkline@econ.berkeley.edu

Contents

1	Background	8
2	The basic model	9
2.1	The firm's problem and optimal wages	10
2.1.1	Markdowns and profits	12
2.1.2	Shortages	12
2.2	Modeling outside options	12
2.2.1	A cookbook of log-concave CDFs	13
2.2.2	Mixtures, concavity, and non-sequential search	14
2.2.3	Equilibrium constraints	16
2.2.4	Are firm labor supply curves log-concave?	19
2.3	Some comparative statics	20
2.4	Match surplus and efficiency	22
2.4.1	The perils of wage posting	22
2.4.2	The tenuous link between markdowns and efficiency	23
2.4.3	Efficiency with search frictions and taste heterogeneity	24
3	Empirical implications of the basic model	27
3.1	Productivity Passthrough	28
3.1.1	Distribution function redux	28
3.1.2	Can wage-setting power be identified from passthrough alone?	31
3.1.3	IV estimation of labor supply elasticities	31
3.2	Labor supply shocks	33
4	Wage discrimination and sorting	34
4.1	Wage types	35
4.2	Three paths to sorting	36
4.3	Wages as a screening device	38
5	Bargaining with incomplete information	39
5.1	Posting maximal wages	40
5.2	The double auction model	42
5.3	Implications of bargaining for empirical work	44

6	Endogenous productivity	45
6.1	Productivity passthrough revisited	47
6.2	A profitability puzzle	48
6.2.1	Variable labor supply elasticities	49
6.2.2	Adjustment costs	50
7	Price passthrough of minimum wages	53
7.1	Mechanics of minimum wage hikes	54
7.2	An aggregation paradox	56
7.3	Accounting for quality	58
7.4	Sticky prices	58
8	Conclusion	60

A new scientific truth does not triumph by convincing its opponents and making them see the light, but rather because its opponents eventually die, and a new generation grows up that is familiar with it. –Max Planck (1949)

Understanding the forces governing the determination of wages is a central task of labor economics. For nearly a century, the dominant approach to modeling wage determination has been to approximate labor markets as competitive, with employers treating wages as an external constraint rather than a choice to be optimized. This perspective permeates previous editions of the *Handbook of Labor Economics*, chapters of which, for example, rationalize the explosion of wage inequality in advanced economies as manifestations of complex shifts in underlying supply and demand factors (Katz et al., 1999; Acemoglu and Autor, 2011), interpret the effects of immigration on employment and earnings in terms of market clearing wage adjustments (Borjas, 1999), and emphasize the social costs of distorting putatively competitive wages via legislative mandate (Brown, 1999).

Views in the profession have been changing rapidly. Fueled by the dissemination of large administrative datasets, a growing empirical literature finds that firm heterogeneity plays an important role in wage determination (Kline, forthcoming). A parallel literature demonstrates that firms respond to idiosyncratic productivity shocks by adjusting wages (Card, Cardoso, Heining, and Kline, 2018; Kline, Petkova, Williams, and Zidar, 2019; Lamadon, Mogstad, and Setzler, 2022; Garin and Silvério, 2023), suggesting that employers have considerable latitude to choose wages that depart from the choices of their peers. Meanwhile, there has been a rekindling of interest in the legal protections against employer wage-setting power enjoyed by workers (Naidu, Posner, and Weyl, 2018; Posner, 2021). This perfect storm has led to a revival of interest in Robinson (1933)’s theory of monopsony, along with kindred models of search and employer differentiation, as a lens for studying core topics in labor economics (Autor, Dube, and McGrew, 2023; Borjas and Edo, 2023; Deb, Eeckhout, Patel, and Warren, 2024). Reflecting on these developments, Card (2022), in his Presidential address to the American Economic Association, argues that “many—or even most—firms have some wage-setting power.” The quest to quantify and formalize the origins of this wage-setting power is now one of the most active frontiers in labor economics.

This chapter reviews the theory of monopsonistic wage setting, its connection to the recent empirical literature on passthrough of economic shocks to wages and employment, and some important challenges the paradigm faces in establishing itself as a coherent framework for analyzing wage inequality. Several high quality reviews of the monopsony literature already exist (Manning, 2011; Manning, 2021; Caldwell, Dube, and Naidu, 2023) and a companion chapter in this Handbook considers oligopsonistic models featuring strategic interactions between firms (Azar and Marinescu, 2024). In contrast to these surveys, the treatment

here is organized around empirical and theoretical limitations of the monopsony literature and potential approaches to overcoming those limitations. As such, our focus will be on empirical puzzles and the potential for new tools and insights to resolve those puzzles.

We begin by laying out a modern interpretation of the monopsony framework, where wage-setting power derives from imperfect information about worker outside options. While much attention has been given to macroeconomic models where monopsonistic wage motives form one block of a larger general equilibrium system (Berger, Herkenhoff, and Mongey, 2022a; Haanwinckel, 2023; Deb, Eeckhout, Patel, and Warren, 2024), the focus here will be on the microeconomic tradeoffs faced by a single firm. This “firm’s eye” perspective (Mrázová and Neary, 2017) frees us to study the wage setting problem non-parametrically, focusing on the essential microeconomic restrictions of the theory. The core of the model is a mapping between features of the outside option distribution and wages. We study non-parametric shape restrictions on the outside option distribution that ensure uniqueness of the monopsony wage. A menu of tractable specifications is reviewed and results are provided establishing when mixtures of these distributions will satisfy the shape restrictions required to ensure a unique monopsony wage.

Non-sequential search models in the tradition of Butters (1977) link the distribution of outside options to the cross-sectional wage distribution. To illustrate the restrictions that search equilibrium can place on outside option distributions, we consider models where the outside option distribution and the cross-sectional wage distribution are mutually determined by search frictions and the distribution of firm productivity. In a first model, both the outside option distribution and the distribution of wages are shown to take a power function form, implying that firms face an isoelastic equilibrium labor supply function. Next, we allow firms to be horizontally differentiated by adding idiosyncratic taste heterogeneity to the model as in Card, Cardoso, Heining, and Kline (2018). This yields a more complex labor supply function that is shown to be well approximated by a “logit-like” specification that only depends on two moments of the cross-sectional wage distribution. The resulting outside option distribution departs more substantially from both the equilibrium wage distribution and the distribution of firm productivity.

Next, we review the basic comparative statics of the monopsony model, illustrating how changes to productivity and the outside option distribution influence equilibrium wages, firm size, and profits. Textbook treatments emphasize that monopsonistic wage setting leads firms to be too small and produce inefficiently low output. This conclusion hinges on assumptions regarding the microeconomic forces driving dispersion of worker outside options. If, as in Card, Cardoso, Heining, and Kline (2018), the labor supply curve to the firm reflects worker taste heterogeneity, then match formation will tend to be inefficient because Pareto improving trades are stymied by information problems. However, wage markdowns can be fully efficient if driven entirely by search frictions, a point recently emphasized by Menzio (2024) in the context of consumer

search. These divergent conclusions stem from differing assumptions about the productivity of workers in their outside options. Efficiency in a prototypical model with search frictions and taste heterogeneity is studied, illustrating how the cross-sectional relationship between wages and productivity can be used to assess misallocation.

A growing empirical literature studies the effects of changes to either the distribution of worker outside options (Jäger, Schoefer, Young, and Zweimüller, 2020) or firm productivity (Card, Cardoso, Heining, and Kline, 2018; Kline, Petkova, Williams, and Zidar, 2019; Lamadon, Mogstad, and Setzler, 2022; Garin and Silvério, 2023). In both cases, the predictions of the monopsony model are found to hinge critically on shape of the labor supply curve to the firm. In particular, wage passthrough is shown to depend on the super-elasticity of labor supply to the firm, while compensating differentials depend on the local curvature of the supply curve. Heavily utilized isoelastic specifications impose a super-elasticity of zero and restrict the curvature in ways that can dramatically impact qualitative predictions regarding the wage response to labor supply shifts and productivity passthrough. In addition to generating misleading conclusions about wage markdowns, incorrect curvature restrictions yield a distorted view of the likely incidence of mandated employer benefits (Summers, 1989; Gruber, 1994; Finkelstein, McQuillan, Zidar, and Zwick, 2023). Updating an argument of Bulow and Pfleiderer (1983) regarding cost-price passthrough, productivity-wage passthrough is shown to be insufficient to identify wage markdowns in the absence of shape restrictions.

Fortunately, labor supply elasticities and markdowns can typically be recovered (or at least bounded) from joint impacts on firm size and wages. For example, when the labor supply elasticity is constant, instrumenting log wages in a linear model determining log employment will identify the labor supply elasticity. With non-constant elasticities, linear instrumental variables methods will tend to be biased, yielding (at best) a weighted average elasticity (Angrist, Graddy, and Imbens, 2000). When instruments vary continuously, non-parametric instrumental variables methods (Newey and Powell, 2003; Blundell, Chen, and Kristensen, 2007; Santos, 2012; Newey, 2013) can be applied to estimate or bound elasticities and markdowns at each wage level. Idiosyncratic shocks to firm productivity, firm amenities, or firm-specific outside options are all potentially valid instruments for wages. Instruments that shift the productivity of groups of rival firms are generally invalid without further restrictions because they exert a direct effect on employment. We review diagnostics for assessing whether instruments contain such group components.

In the basic monopsony model, employers offer all workers the same wage. Models of third-degree wage discrimination are introduced as a compromise between the full information benchmark, where employers can perfectly observe (and tailor wages to) worker outside options, and the classic wage posting benchmark, where employers are completely unable to discriminate between workers with different outside options. Allowing different wages for different observable types introduces the potential to study worker-firm sorting.

Three explanations for the tendency of high wage workers to work at high wage firms are reviewed: that skilled workers have greater labor supply elasticities, that they differentially prefer the amenities of the most productive firms, and that they exhibit supermodular complementarity with the most productive firms. A fourth explanation has been under-appreciated in the recent literature: that wages serve as a screen for worker quality. Implications of these stories for the wage structure are discussed and connected to empirical evidence.

A longstanding critique of the monopsony model is that it presumes firms are able to commit to posting wages, which seems at odds with the observation that bargaining behavior is prevalent in some settings. For instance, Van Reenen (2024) remarks that “even at the macro level, it is unclear that wage posting is a better approximation than bargaining in many countries.” Models of bargaining with incomplete information offer a potentially fruitful means of resolving this tension between the two modeling paradigms. A simple class of models where firms commit to a maximal wage and then engage in ex-post bargaining is introduced and shown to exhibit first-order conditions isomorphic to the monopsony model, while also providing a rationalization of wage dispersion within the firm for equivalent workers. In this model, productivity shifts not only affect average wages but also wage dispersion within the firm. This model is itself shown to be a limiting case of the more general “double auction” framework of Chatterjee and Samuelson (1983), which features hiring inefficiencies that stem from the presence of private information on both sides of the labor market. Recent empirical work corroborates the importance of private information for wage setting, finding that both within-firm wage inequality and average wage levels respond to changes in pay transparency (Mas, 2017; Baker, Halberstam, et al., 2023; Cullen and Pakzad-Hurson, 2023). The double auction framework suggests that some productivity shifters may shift the wage demands of workers, which potentially invalidates their use as instruments. It also offers a potential explanation for differences in wage passthrough between groups of workers that have equivalent labor supply elasticities.

Finally, we discuss some puzzles that arise in monopsonistic interpretations of two types of passthrough. The first puzzle is that monopsonistic interpretations of productivity-wage passthrough often yield sizable markdowns that imply firms are implausibly profitable, a problem that has also been noted by Bloesch, Larsen, and Yding (2024). Allowing non-constant elasticities can help to reconcile this puzzle, as can accounting for firm adjustment costs. Both of these extensions have implications for the proper measurement of wage markdowns. The introduction of recruiting costs is shown to present additional difficulties for estimation of labor supply curves and some directions for future work in this area are suggested. Another sort of puzzle concerns the strong passthrough of minimum wages to product prices, which has long been cited as a challenge to monopsonistic interpretations of minimum wage results (Welch, 1995; Brown, 1995; Brown, 1999). Reviewing the mechanics of minimum wage passthrough in the monopsony model, it is

shown that firm heterogeneity can generate positive market average passthrough with mild employment responses even when employment and prices are negatively related at each individual firm. Cross-sectional heterogeneity is a less plausible explanation for case studies of narrowly defined sectors (e.g., fast food) where disemployment effects have been negligible but passthrough has been shown to be strong. One explanation for strong passthrough in such settings is that wage increases lead to improvements in service quality that customers value. Another is that in inflationary environments, minimum wage hikes may trigger product price increases that would have occurred anyway, suggesting the puzzle is ephemeral.

1 Background

The term “monopsony” is evocative of settings with a single dominant employer. As Boal and Ransom (1997) recount, the monopsony moniker – which was suggested to Joan Robinson by classics scholar B.L. Hallward – seems to have contributed to the theory’s tepid reception for much of the 20th century, during which it was presumed that monopsonistic wage setting pertained primarily to highly specialized settings such as company towns. However, the central idea of monopsony is simply that firms must raise their wages to grow large. This tradeoff between firm size and average labor costs is arguably relevant for all firms, regardless of the number of local competitors they face.

Indeed, one of the best documented facts in empirical labor economics is the firm size wage premium (Brown and Medoff, 1989; Brown, Hamilton, and Medoff, 1990; Oi and Idson, 1999). Analyzing the earnings changes accompanying worker switches between employers in U.S. Social Security records from 2007 to 2013, Bloom et al. (2018) estimate that moving from a small firm with 10-50 employees to a medium sized firm with 1,000-2,500 employees raises wages by approximately 25%. Early work by Brown and Medoff (1989) and Brown, Hamilton, and Medoff (1990) examines and refutes the idea that the firm size wage premium is driven by compensating differentials. If anything, larger firms seem to have better amenities. Corroborating this view, Katz et al. (1989) demonstrate that larger firms tend to receive more applications per vacancy and exhibit lower quit rates. More recently, Caldwell, Haegele, and Heining (2024b) provide survey evidence that workers believe firms differ in the wages they offer different workers and that jobs at higher wage firms are more desirable.

The tradeoff between firm size and labor costs will be modeled as stemming from the intersection of two fundamental forces: worker heterogeneity and imperfect information. Workers inevitably differ in their outside options and the ability of employers to observe those options is typically limited. The equilibrium search model of Burdett and Mortensen (1998) elegantly captures both of these forces. Outside option heterogeneity results from differences in employment status and worker positions on the job ladder, while

information constraints feature in the assumption that employers commit to posted wages before meeting workers. Of course, heterogeneity in outside options can also derive from sources besides search frictions, including commuting costs, preferences over workplace amenities, and different valuations of leisure. Another potential font of heterogeneity is worker (mis-)perceptions of outside wage opportunities (Jäger, Roth, Roussille, and Schoefer, 2024), which can give rise to differences in reservation wages.

Equilibrium search models can be (and often are) embellished with ex-ante heterogeneity in primitives that captures these other forces (Albrecht and Axell, 1984; Van den Berg and Ridder, 1998; Bontemps, Robin, and Van den Berg, 1999; Postel-Vinay and Robin, 2002a; Manning and Petrongolo, 2017). While equilibrium models provide a useful guide for thinking through market-wide counterfactuals, the focus here will be on firm level comparative statics involving wages and employment. Consequently, outside option heterogeneity will, at least initially, be treated as an exogenous constraint that the firm must reckon with in wage setting. Mild non-parametric shape restrictions will be placed on the outside option distribution that nest the distributions produced by many different equilibrium models. We will then study a simple class of non-sequential search models where the outside option distribution emerges in equilibrium and verify that these shape restrictions are, in fact, satisfied.

The analysis here will be limited to environments where strategic considerations can be ignored. Establishing the empirical importance of strategic interactions in wage setting remains an important research frontier. While transparent evidence of strategic interactions has been marshaled in a few well-defined labor markets that are highly concentrated (Staiger, Spetz, and Phibbs, 2010; Prager and Schmitt, 2021; Arnold, 2021) and in settings with employer associations facilitating collusion (Delabastita and Rubens, 2022; Sharma, 2024), recent studies evaluating the nature of labor market competition in less concentrated contemporary labor markets find little evidence of strategic interactions in wage setting (Roussille and Scuderi, 2023; Deroncourt and Weil, 2024). Azar and Marinescu (2024) provide an in depth account of work on this topic.

2 The basic model

We begin with some definitions. There is a unit continuum of workers capable of working at the firm. These workers differ in their outside options b , which are distributed on the interval $[\underline{b}, \bar{b}]$ according to the twice differentiable distribution function F , which we assume is strictly increasing. Each worker will join the firm if and only if offered a wage that exceeds their outside option, which may reflect the value of leisure, or outside job opportunities inclusive of their unobserved amenities. The firm cannot observe any worker's outside option but knows that these options are distributed according to F , which will be treated as exogenous.

Hence, the firm correctly believes it will be able to employ $F(w)$ workers if the wage w is offered. Finally, we make the simplifying assumption that all workers, when employed, exhibit common marginal revenue product $p \in (\underline{b}, \bar{b})$.

2.1 The firm's problem and optimal wages

The firm's problem is to post a wage w that maximizes the profit function $\Pi(w) = F(w)(p - w)$. The first-order necessary condition for optimality is

$$f(w)(p - w) = F(w), \quad (1)$$

where f is the density of worker outside options. In words, the firm seeks to equate the profit made on the marginal worker with the cost of raising the wages of inframarginal workers.

Equation (1) can be rearranged as

$$f(w)/F(w) = (p - w)^{-1}.$$

The right hand side of this equation is increasing in w . Therefore, because $p \in (\underline{b}, \bar{b})$, a sufficient condition for a unique wage w^* to solve this equation is that the ratio $f(w)/F(w)$ is a weakly decreasing function of w . One way to ensure this condition holds is to assume that the distribution function F is log-concave, a property shared by many commonly used parametric distributions (Bagnoli and Bergstrom, 2006). Note that when F is log-concave, $\ln \Pi(w)$ is the sum of a concave function and a strictly concave function, guaranteeing that the firm's objective is strictly concave and has a unique maximum.

Log concavity is known to play an important role in ensuring existence of equilibria in many models of labor market search and imperfect product market competition (Caplin and Nalebuff, 1991; Bontemps, Robin, and Van den Berg, 1999). However, it turns out that a weaker shape restriction on F than log-concavity guarantees uniqueness of the monopsony wage. To see this, consider the inverse wage function $\varrho(w) = w + F(w)/f(w)$, which gives the productivity required for wage level w to solve (1). An optimal wage w^* is one for which $\varrho(w^*) = p$. So long as

$$\varrho'(w) = 2 - F(w)f'(w)/f(w)^2 = \frac{F(w)^3}{f(w)^2} \frac{d^2}{dw^2} \left(\frac{1}{F(w)} \right) > 0$$

for all $w \in (\underline{b}, \bar{b})$, any optimal wage that exists must be unique because $\varrho(w)$ crosses p once from below. Since both $F(w)$ and $f(w)$ are positive over (\underline{b}, \bar{b}) this requirement is satisfied whenever $d^2(1/F(w))/dw^2 > 0$

for all $w \in (\underline{b}, \bar{b})$, i.e., whenever $1/F(w)$ is strictly convex. This property is known as *strict -1-concavity* because it amounts to the assumption that $-F(w)^{-1}$ is strictly concave. While any log-concave function is -1-concave, the converse is not true (Caplin and Nalebuff, 1991). The following lemma highlights another sense in which log-concavity is stronger than -1-concavity.

Lemma 1. *If $F : [\underline{b}, \bar{b}] \rightarrow [0, 1]$ is twice differentiable, strictly increasing, and log-concave then it is strictly -1-concave.*

Proof. A function F is log-concave when $\ln F$ is concave and strictly -1-concave when $-1/F$ is strictly concave. Hence, log-concavity implies $d^2 \ln F(w) / dw^2 \leq 0 \Rightarrow f'(w) F(w) \leq f(w)^2$ and strict -1-concavity implies $d^2 (-1/F(w)) / dw^2 < 0 \Rightarrow f'(w) F(w) < 2f(w)^2$. Since F is strictly increasing, the density $f(w)$ is always positive, implying $f(w)^2 < 2f(w)^2$. Thus, $d^2 \ln F(w) / dw^2 \leq 0 \Rightarrow d^2 (-1/F(w)) / dw^2 < 0$. \square

A historically important example of a distribution that does not satisfy either log-concavity or strict -1-concavity comes from Burdett and Mortensen (1998).

Example (Burdett and Mortensen, 1998). The steady state of the Burdett and Mortensen (1998) model involves an outside option distribution taking the form $F(w) \propto \left(\frac{1}{1+\beta}\right)^2 \left(\frac{p-b}{p-w}\right)$, where $\underline{b} > 0$ is the reservation wage and $\beta > 0$ gives the ratio of the on the job arrival rate of offers to the separation rate. The ratio $f(w)/F(w) = (p-w)^{-1} > 0$ is monotonically increasing, revealing that F is log-convex. Moreover, $d^2 (1/F(w)) / dw^2 = 0$, implying F is inverse-linear.

For this choice of F , uniqueness fails rather dramatically: *any* $w \in [0, p)$ solves (1), revealing that the firm is indifferent between all wage levels below p . This indifference is central to the equilibrium notion in Burdett and Mortensen (1998), which views wage dispersion as arising from a mixed strategy among identical firms. In contrast, part of the appeal of workhorse monopsonistic models is that they yield a deterministic mapping $(F, p) \mapsto w^*$ from primitives to wages that can be scrutinized empirically.

When F is strictly -1-concave and $p \in (\underline{b}, \bar{b})$, a unique interior solution to (1) is assured. Evaluating this equation at the optimal wage w^* and rearranging yields the familiar monopsony wage expression

$$w^* = \frac{\phi(w^*)}{1 + \phi(w^*)} p \equiv e(w^*) p, \quad (2)$$

where the function $\phi(w) = d \ln F(w) / d \ln w$ gives the labor supply elasticity to the firm at wage w . Robinson (1933) termed the quantity $e(w^*)$ the *exploitation index*, as it measures the extent to which workers are underpaid relative to their productivity. Although the influence of the outside option distribution F and productivity on optimal wages is log separable in the sense that $\ln w^* = \ln e(w^*) + \ln p$, the elasticity of wages with respect to productivity need not equal one unless F is isoelastic.

2.1.1 Markdowns and profits

The *wage markdown* is defined as $1 - e(w^*)$. When $\phi(w)$ is decreasing in the wage, then the markdown will be increasing in the wage. Plugging (2) into the formula for profits yields

$$\Pi(w^*) = F(w^*)(1 - e(w^*))p. \quad (3)$$

Note that, in our simple model with constant productivity, the only source of firm profits is the wage markdown. As a result, the profit margin $\Pi(w^*) / (pF(w^*))$ directly identifies both the wage markdown and the labor supply elasticity $\phi(w^*)$. This equivalence is obviously quite fragile. We will consider how the mapping from profit margins to markdowns varies when productivity is not constant in later sections.

2.1.2 Shortages

Since the monopsonist makes a profit of $(1 - e(w^*))p$ on each worker, it would like to hire as many workers at wage w^* as possible. The fact that only $F(w^*)$ workers are willing to work at this wage is one explanation for labor “shortages.” Shortages can, in principle, be solved by raising wages above w^* ; however, doing so would be unprofitable.

Many of the occupational labor markets traditionally cited as exemplars of monopsonistic behavior, particularly the markets for nurses and teachers, have a long history of perceived staffing shortages (Yett, 1970; Landon and Baird, 1971; Sullivan, 1989; Ingersoll, 2003). While the literature still awaits a comprehensive empirical account of the relationship between firms’ shortage perceptions and empirical estimates of markdowns, Friedrich and Zator (2024) provide quasi-experimental evidence from Germany that raising wages alleviates reported shortages.

Many countries operate guest worker programs designed to address labor shortages in specific occupations. A prominent example is the United States H-1B visa program, which is intended to ease shortages in high-skilled occupations. While guest worker programs may alleviate shortages in some circumstances, they can also amplify them, as restrictions on the job mobility of immigrant labor potentially create the opportunity for greater wage markdowns (Naidu, Nyarko, and Wang, 2016; Doran, Gelber, and Isen, 2022; Townsend and Allan, 2024).

2.2 Modeling outside options

The outside option distribution F plays a central role in any monopsony model, serving as the microfoundation of the labor supply curve to the firm. In equilibrium models these distributions are shaped by optimizing

behavior, search frictions, and heterogeneity in worker and firm primitives. From the perspective of a single firm, however, this distribution is exogenous.

2.2.1 A cookbook of log-concave CDFs

Table 1 lists some benchmark distributions and their properties, which we discuss here.

Table 1: Distribution of workers' outside options

Name	Distribution	CDF	Elasticity	Markdown	Super-elasticity
Power	$b/\bar{b} \sim \text{Beta}(\phi, 1)$	$F(w) = (w/\bar{b})^\phi$	ϕ	$\frac{1}{1+\phi}$	0
Shifted Power	$(b - \underline{b}) / (\bar{b} - \underline{b}) \sim \text{Beta}(\beta, 1)$	$F(w) \propto (w - \underline{b})^\beta$	$\beta \frac{w}{w - \underline{b}}$	$\frac{1 - \underline{b}/p}{1 + \beta}$	$-(w/\underline{b} - 1)^{-1}$
Logit	$\ln b \sim \text{Logistic}(\sigma, \beta)$	$F(w) = (1 + (w/\sigma)^{-\beta})^{-1}$	$\beta (1 + (w/\sigma)^\beta)^{-1}$	$\frac{1 + (w^*/\sigma)^\beta}{1 + (w^*/\sigma)^\beta + \beta}$	$-\beta \frac{(w/\sigma)^\beta}{1 + (w/\sigma)^\beta}$
Fréchet	$b/\bar{b} \sim \text{Fréchet}(\beta, 1, 0)$ (truncated to $[0, 1]$)	$F(w) = \exp(1 - (w/\bar{b})^{-\beta})$	$\beta (w/\bar{b})^{-\beta}$	$\frac{(w^*/\bar{b})^\beta}{(w^*/\bar{b})^\beta + \beta}$	$-\beta$

Log concavity was cited earlier as a property guaranteeing both existence and uniqueness of the profit maximizing wage. A particularly convenient log-concave family that underlies isoelastic characterizations of firm level labor supply comes from a scaled version of the Beta distribution obeying a simple power law.

Example (Power function). If b/\bar{b} follows a $\text{Beta}(\phi, 1)$ distribution, then $F(w) = (w/\bar{b})^\phi$, where $\phi > 0$ gives the elasticity of labor supply to the firm.

While isoelastic parameterizations are a staple of the monopsony literature, there are good reasons to be skeptical of such formulations. One is that this distribution assumes that a positive density of workers is willing to work for any wage above zero, which seems unlikely to be true for most firms. Another problem is that the labor supply elasticity should decrease at high wage levels. To see why, observe that if a firm has hired nearly all of the available workers, it cannot expect equivalent employment gains by further hiking the wage. Even in the power function example, the elasticity is only constant up to the point $w = \bar{b}$, above which it becomes zero as there are no more workers available to be hired. It would seem more plausible that the elasticity decreases smoothly before falling to zero discontinuously. Three examples of log-concave distributions exhibiting non-constant labor supply elasticities are given below.

Example (Shifted power function). Card, Cardoso, Heining, and Kline (2018) and Kline, Petkova, Williams, and Zidar (2019) consider the case where $F(w) \propto (w - \underline{b})^\beta$ with $\beta > 0$, which amounts to assuming $(b - \underline{b}) / (\bar{b} - \underline{b}) \sim \text{Beta}(\beta, 1)$. This distribution yields labor supply elasticity $\phi(w) = \beta \frac{w}{w - \underline{b}}$, which is strictly decreasing in w and asymptotes to β .

A link to traditional discrete choice models can be developed by assuming outside options are log-logistically distributed. This assumption implies that the labor supply curve to the firm takes the familiar

“logit” form when plotted as a function of the log wage.

Example (Logit). The log-logistic distribution $F(w) = [1 + \exp(-\beta \ln w/\sigma)]^{-1} = \left(1 + (w/\sigma)^{-\beta}\right)^{-1}$ with scale $\sigma > 0$ and shape $\beta > 0$ is defined on $(0, \infty)$. The labor supply elasticity $\phi(w) = \beta \left(1 + (w/\sigma)^\beta\right)^{-1}$ is monotone decreasing in w and asymptotes to zero.

A useful summary of how the labor supply elasticity changes with the wage w comes from the “super-elasticity” $\frac{d \ln \phi(w)}{d \ln w}$: the wage elasticity of the labor supply elasticity. As will become clear in later sections, the super-elasticity of F turns out to play an important role in the study of wage passthrough. The (truncated) Fréchet distribution exhibits a constant negative super-elasticity.

Example (Fréchet). If b/\bar{b} follows a truncated Fréchet distribution with shape parameter $\beta > 0$ then $F(w) = \exp\left(1 - (w/\bar{b})^{-\beta}\right)$ for $w \in [0, \bar{b}]$. The labor supply elasticity is $\phi(w) = \beta (w/\bar{b})^{-\beta}$. Hence, the super-elasticity of labor supply is $-\beta$.

2.2.2 Mixtures, concavity, and non-sequential search

The distributions in Table (1) can be used as building blocks for generating more complex mixture distributions that offer additional flexibility as models of labor supply. Consider, for instance, a mixture of power function distributions, where the elasticity parameter ϕ is uniformly distributed on the interval $[0, \bar{\phi}]$. This choice yields marginal distribution $F(w) = \bar{\phi}^{-1} \int_0^{\bar{\phi}} (w/\bar{b})^\phi d\phi = [\ln(w/\bar{b}) \bar{\phi}]^{-1} \cdot \left[(w/\bar{b})^{\bar{\phi}} - 1\right]$ for $w \in (0, \bar{b})$ and endpoints $F(0) = 0, F(\bar{b}) = 1$. Inspecting this CDF reveals that it exhibits an elasticity function that is increasing in w with non-constant super-elasticity.

While mixtures of log-convex functions are necessarily log-convex, mixtures of log-concave functions need not be log-concave (An, 1997). In the mixture of power function distributions example, log-concavity can be shown to fail when $\bar{\phi} > 1$. We saw earlier that a unique wage is assured when F is strictly -1 -concave. It turns out that mixtures of concave distributions are strictly -1 -concave. This convenient result, which is formalized in the lemma below, reduces the task of verifying uniqueness of the monopsony wage to the problem of verifying that the second derivatives of the distributions being mixed are not positive.

Lemma 2. *Suppose $F(w) = \sum_i \omega_i F_i(w)$, where $\omega_i \geq 0$, $\sum_i \omega_i = 1$, and each $F_i : [\underline{b}, \bar{b}] \rightarrow [0, 1]$ is twice differentiable, strictly increasing, and concave. Then F is strictly -1 -concave.*

Proof. Twice differentiability and monotonicity of each F_i implies F is twice differentiable with $f(w) > 0$. Thus, F is strictly -1 -concave iff $d^2/dw^2(-1/F(w)) \propto f'(w)F(w) - 2f^2(w) < 0$. Since $F(w) \geq 0$, it suffices to show that $f'(w) \leq 0$. Concavity of F_i implies $F_i((1-\alpha)w_0 + \alpha w_1) \geq (1-\alpha)F_i(w_0) + \alpha F_i(w_1)$ for all $(w_0, w_1) \in [\underline{b}, \bar{b}]$ and $\alpha \in [0, 1]$. By definition, $F((1-\alpha)w_0 + \alpha w_1) = \sum_i \omega_i F_i((1-\alpha)w_0 + \alpha w_1) \geq$

$\sum_i \omega_i [(1 - \alpha) F_i(w_0) + \alpha F_i(w_1)] = (1 - \alpha) F(w_0) + \alpha F(w_1)$. Hence, F is concave, which implies $f'(w) \leq 0$ for all $w \in [\underline{b}, \bar{b}]$. \square

Returning to the mixture of power functions example, recall that strict -1 -concavity amounts to the requirement that $d^2/dw^2(-1/F(w)) < 0$. Differentiating reveals that this condition is satisfied whenever $\bar{\phi} \leq 1$. Lemma 1, though technically stated in terms of finite mixtures, provides us with a more direct route to the same conclusion: the power function distributions being mixed are concave if and only if $\bar{\phi} \leq 1$.

Non-sequential search models typically yield labor supply curves involving finite mixtures of integer powers of distribution functions. Consider an idealized labor market that contains a continuum of employers, with wage offerings distributed according to the CDF $G : [\underline{w}, \bar{w}] \rightarrow [0, 1]$. A parsimonious approach to modeling search, pioneered by Butters (1977), is to assume that each worker receives a random number of *i.i.d.* draws from G and selects the sampled employer offering the highest wage. To simplify the problem, suppose that every worker gets at least two offers, so that firms are certain to face competition for each potential employee. Let \tilde{q}_k denote the probability that a worker receives $1 + k$ draws from G , with $\sum_{k=1}^{\infty} \tilde{q}_k = 1$. Hence, each worker expects $1 + \sum_{k=1}^{\infty} k \tilde{q}_k$ offers, a quantity we assume exists.

Suppose the measure of firms happens to equal $1 + \sum_{k=1}^{\infty} k \tilde{q}_k$, a normalization that ensures each firm expects to meet a single worker. The probability that the highest of k draws from G is lower than w is $G(w)^k$. Therefore, the measure of workers expected to be recruited by a firm posting wage w can be written

$$F(w) = \sum_{k=1}^{\infty} q_k G(w)^k, \quad (4)$$

where $q_k = \frac{(1+k)\tilde{q}_k}{1+\sum_{\ell=1}^{\infty} \ell \tilde{q}_\ell}$ gives the expected share of workers encountered that have k outside offers. Suppose there is some maximal number of outside offers \bar{k} such that $q_k = 0$ for $k > \bar{k}$. Then by Lemma 2, F will be strictly -1 -concave if $G^{\bar{k}}$ is concave, implying a unique wage will maximize profits for any choice of probabilities $\{q_k\}_{k=1}^{\bar{k}}$ summing to one.

The elasticity function ϕ of such an F will depend on the wage elasticity of G and the distribution of offers. All else equal, the more offers that workers expect to get, the greater will be the elasticity of F . For example, in the case where each worker who gets an offer from the reference firm also gets an offer from either one or two randomly selected rivals ($q_1 + q_2 = 1$) we can write $F(w) = q_1 G(w) + (1 - q_1) G(w)^2$. Here, the elasticity takes the form $\phi(w) = \phi_G(w) \cdot \frac{q_1 + 2(1 - q_1)G(w)}{q_1 + (1 - q_1)G(w)}$, where $\phi_G(w)$ is the wage elasticity of G . As q_1 increases, the number of offers falls and $\phi(w)$ decreases. Note that $\phi(w)$ is bracketed in the interval $[\phi_G(w), 2\phi_G(w)]$, corresponding to the elasticities of the two distributions being mixed. Hence, if one works with a G that exhibits a wage elasticity asymptoting to zero, then the elasticity of F will asymptote to zero

as well. Conversely, if the elasticity of G asymptotes to infinity then $\phi(w)$ will as well.

2.2.3 Equilibrium constraints

In an equilibrium model, the cross-sectional distribution of wages G emerges from optimizing behavior, which restricts the set of possible labor supply functions F that can arise. It is worth demonstrating that log-concave labor supply functions of the sort described in Section 2.2.1 can, in fact, be obtained from such an approach.

Let $H : [p, \bar{p}] \rightarrow [0, 1]$ denote the cross-sectional distribution of firm productivity. If all firms set wages according to (2), then

$$G(w) = \Pr(w^* < w) = \Pr(p < w + F(w)/f(w)) = H(w + F(w)/f(w)), \quad (5)$$

where the second equality applies the inverse wage transform $\varrho(w^*) = p$. From (2), the lowest wage \underline{w} solves $e(\underline{w})\underline{p} = \underline{w}$, while the highest wage \bar{w} solves $e(\bar{w})\bar{p} = \bar{w}$, yielding the endpoint conditions $G(\underline{w}) = 0$ and $G(\bar{w}) = 1$.

An *equilibrium* is a pair (F, G) of distribution functions obeying (4), (5), and the endpoint conditions. When an equilibrium exists, these conditions define a mapping $(H, \{q_k\}_{k=1}^{\infty}) \mapsto (F, G)$ from productivity and search frictions to labor supply and wages. The following proposition considers a simple choice of H and $\{q_k\}_{k=1}^{\infty}$ that yields analytical solutions for both F and G .

Proposition 1 (K outside offers, power function productivity). *Suppose (2), (4), and (5) hold, every worker gets $1 + K$ wage offers ($q_K = 1$), and firm productivity follows a power function distribution on the unit interval with shape parameter $\lambda > 0$ ($H(p) = p^\lambda$). Then $F(w) = (w/\bar{w})^{\lambda K}$, $G(w) = (w/\bar{w})^\lambda$, and $\bar{w} = \lambda K / (1 + \lambda K)$.*

Proof. The assumption $q_K = 1$ implies $F = G^K$. Imposing the power function form of productivity on (5) yields $F(w) = [w + F(w)/f(w)]^{\lambda K}$, which can be rearranged as the differential equation $f(w) = F(w) / [F(w)^{1/\lambda K} - w]$. It is straightforward to verify that this differential equation is solved by $F(w) = w^{\lambda K} (1 + 1/(\lambda K))^{\lambda K}$. The wage distribution is $G(w) = F(w)^{1/K} = w^\lambda (1 + 1/(\lambda K))^\lambda$. It follows that $G(0) = 0$ and $G(\lambda K / (1 + \lambda K)) = 1$. \square

The resulting F and G both take the log-concave power function form. The constant wage elasticity of F yields a constant markdown $1/(1 + \lambda K)$, implying wages are an affine transformation of productivity supported on the interval $[0, \lambda K / (1 + \lambda K)]$. Hence, either a higher λ – indicating a thicker tail of productivity – or a higher K – indicating greater labor market competition – will yield a smaller markdown and a

greater maximal wage. However, the mean wage $\int_0^{\lambda K/(1+\lambda K)} w dG(w) = \lambda/(1+\lambda)(\lambda K/(1+\lambda K))$ increases more rapidly with λ than K . This discrepancy reflects that K only governs markdowns, while λ affects both markdowns and the distribution of productivity being marked down. More complex productivity distributions or choices of $\{q_k\}_{k=1}^\infty$ will generally yield non-constant markdowns, leading the shape of G to depart more significantly from the shape of the productivity distribution H .

Thus far we have assumed that workers always work for the employer offering them the highest wage. Following Card, Cardoso, Heining, and Kline (2018), it has become popular to work with random utility models implying some horizontal differentiation among firms offering the same wage. This differentiation, which reflects heterogeneity in worker assessments of employers, weakens the grip of equilibrium restrictions on the wage distribution, effectively injecting “noise” into the map between firm productivity and wages.

To explore this approach, suppose that when a worker encounters a firm, information about its non-pecuniary attributes is revealed via a draw ξ from a Fréchet distribution with shape parameter $\beta > 0$. The worker’s indirect utility is multiplicative in this Fréchet draw and the offered wage w .¹ Consequently, when faced with K alternative wages (w_1, \dots, w_K) , the probability that a worker chooses the firm offering wage w is $\Pr(w\xi > \max\{w_1\xi_1, \dots, w_K\xi_K\}) = w^\beta / (w^\beta + \sum_{k=1}^K w_k^\beta)$. Note that, as β grows large, this probability collapses to an indicator function for whether w is larger than the K alternatives. If the K alternative wages are drawn at random from G , then the relevant outside option distribution is

$$F(w) = \mathbb{E} \left[\frac{w^\beta}{w^\beta + \sum_{k=1}^K w_k^\beta} \right] = \int \dots \int_0^{\bar{w}} \frac{w^\beta}{w^\beta + \sum_{k=1}^K w_k^\beta} dG(w_1) \dots dG(w_K). \quad (6)$$

In general, F does not have a closed form. However, replacing $w^\beta / (w^\beta + \sum_{k=1}^K w_k^\beta)$ with its second-order Taylor approximation around the point $\sum_{k=1}^K w_k^\beta = K\mathbb{E}[w_k^\beta]$ and taking expectations yields the more tractable distribution

$$F^*(w) = \frac{w^\beta}{w^\beta + \sigma^\beta} \cdot \frac{(w^\beta + \sigma^\beta)^2 + \kappa^2}{(w^\beta + \sigma^\beta)^2},$$

where $\sigma^\beta = K\mathbb{E}[w_k^\beta] = K \int_0^{\bar{w}} x^\beta dG(x)$ and $\kappa^2 = K\mathbb{V}[w_k^\beta] = K \int_0^{\bar{w}} (x^\beta - \sigma^\beta/K)^2 dG(x)$. While F depends on all the moments of G , F^* depends only on two moments of the cross-sectional wage distribution. When wage dispersion is modest, F^* will tend to provide an accurate approximation to F .

The function F^* is the product of two terms. The first term amounts to the “logit” specification of Section 2.2.1 with a scale parameter σ that depends on the number of offers K and the cross-sectional wage distribution G . This term gives the labor supply function that firms would face if workers (mistakenly)

¹Equivalently, we could assume, as in Card, Cardoso, Heining, and Kline (2018), that workers have indirect utility functions that are linear in log wages and a type I Extreme Value distributed error. The logarithm of an EV1 distributed random variable is Fréchet distributed.

believed that $\sum_{k=1}^K w_k^\beta$ always equals its mean. By Jensen's inequality, replacing $\sum_{k=1}^K w_k^\beta$ with its expected value will lead to an underestimate of $F(w)$. The second term, can be thought of as a correction that accounts for the variance of the outside wage opportunities around their expected value. This term grows monotonically in κ^2 . One can show that $F^*(w)$ is log-concave whenever $\beta > 2$.

The following proposition describes the cross-sectional wage distribution G^* that emerges when the outside option distribution is given by F^* .

Proposition 2 ($F = F^*$, K outside offers, power function H). *Suppose (5) holds, every worker gets K outside offers, and $F(w) = \frac{w^\beta}{w^\beta + \sigma^\beta} \frac{(w^\beta + \sigma^\beta)^2 + \kappa^2}{(w^\beta + \sigma^\beta)^2}$. If $H(p) = p^\lambda$, then*

$$G(w) = w^\lambda \left(1 + \frac{1}{\beta} (w^\beta + \sigma^\beta) \frac{\kappa^2 + (w^\beta + \sigma^\beta)^2}{\sigma^\beta (w^\beta + \sigma^\beta)^2 + \kappa^2 (\sigma^\beta - 2w^\beta)} \right)^\lambda.$$

Proof. From (5), $G(w) = (w + F(w)/f(w))^\lambda$. Differentiating F and substituting into this expression yields the result. \square

In contrast to Proposition 1, Proposition 2 reveals that the shape of the cross-sectional wage distribution G^* induced by F^* departs substantially from the shape of the productivity distribution. However, when $\kappa^2 \approx 0$, we have $G^*(w) \approx w^\lambda \left(\frac{1+\beta}{\beta} + \frac{1}{\beta} (w/\sigma)^\beta \right)^\lambda$, which is the product of a power function with a shifted power function. We therefore expect a distributional shape not dramatically different from the power function form when wage inequality is modest.

It is natural to wonder how well the insights derived from the second-order approximation F^* and its corresponding cross-sectional distribution G^* carry over to the exact system described by (5) and (6). Figure 1 illustrates numerical solutions to the exact system computed via fixed point iteration over spline approximations to (F, G) for two choices of K . For comparison, numerical solutions to the approximate system, which were found by fixed point iteration over the scalars $(\kappa^2, \sigma^\beta, \bar{w})$, are also displayed.

The top panel of Figure 1 shows that the approximation F^* is nearly indistinguishable from F when $K = 1$ and remains very accurate when $K = 2$. Both F^* and F turn out to be log-concave numerically. Wage offers below 0.2 have essentially no chance of being accepted. A wage offer of 0.8 has roughly an 80% chance of being chosen when $K = 1$ but only about a 50% chance when $K = 2$. The second panel shows the labor supply elasticities $\phi(w)$ implied by F and F^* . In line with our discussion in Section 2.2.1 of the logit specification, both sets of elasticities converge to $\beta = 5$ at the lowest wage levels and fall gradually as the wage rises. This decline is steepest when $K = 1$. The approximate and exact elasticities converge at the highest wage levels

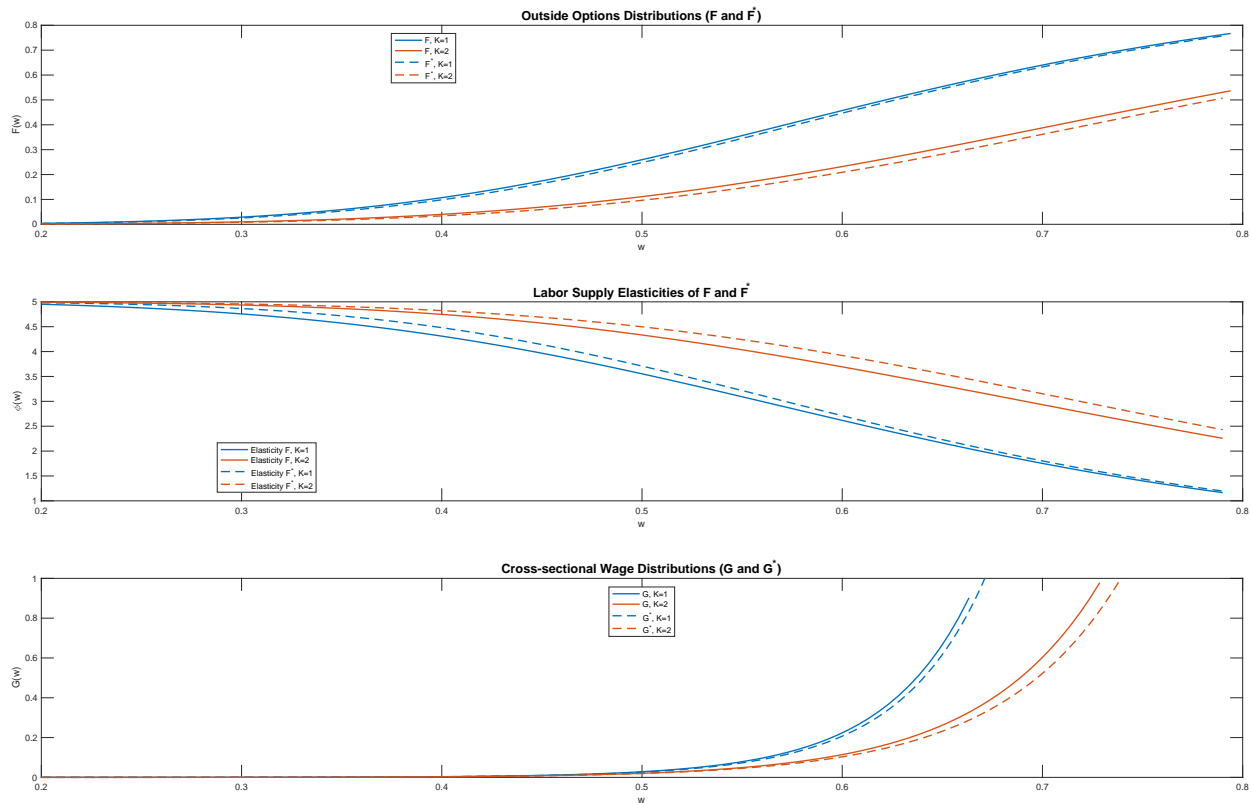


Figure 1: Equilibrium F , ϕ , and G with Fréchet taste heterogeneity ($\beta = 5, \lambda = 8$)

The bottom panel plots the cross-sectional wage distribution. As expected, both G and G^* look very much like a power function and both solutions turn out to be nearly log-concave, with exceptions driven by numerical approximation error. Very few employers offer wages below 0.5. This phenomenon primarily reflects our choice to set $\lambda = 8$, which implies that the share of firms having productivity below $1/2$ is only $2^{-8} \approx 0.004$. As in our earlier example, an increase in K not only raises the mean wage but also boosts dispersion in wages. When $K = 1$, the maximum wage is 0.67, while when $K = 2$, maximum wage rises to 0.78. This increased dispersion leads the second-order approximation G^* to depart a bit more from the exact solution G . If we had worked with much larger values of K , or much smaller values of λ , a higher order approximation capturing the influence on F of G 's skewness and kurtosis would have been required to obtain accurate results.

2.2.4 Are firm labor supply curves log-concave?

While log-concave distributions are convenient modeling tools, surprisingly little direct empirical evidence is available on whether and when firm-specific labor supply curves tend to be log-concave. In principle, this question is amenable to testing via the same sorts of research designs used to measure labor supply

elasticities. For instance, Dube, Jacobs, Naidu, and Suri (2020) estimate elasticities of labor supply to online employers using experimental variation in the wages offered for narrowly defined tasks and find a very low job acceptance elasticity, signifying wide dispersion in outside options. However, they stop short of estimating the full distribution of outside options faced by these online workers.

It is plausible that the shape of outside option distributions varies widely across jobs involving different amenities and skill requirements. Azar, Berry, and Marinescu (2022) estimate that job postings on an online job board face very different effective labor supply elasticities. However, they rely on a standard nested logit model of preferences that presumes all jobs face log-concave supply curves. Establishing when and whether log-concavity fails is an interesting question for future research. One place to suspect that log-concavity is a reasonable approximation is in jobs subject to minimum wages. If no one is willing to work below the minimum then $f(w)/F(w)$ should be nearly infinite at the minimum wage and much lower at higher wage levels. Even so, there is no guarantee that the ratio $f(w)/F(w)$ will continue to decrease at higher wage levels.

While log-concavity is not required for a unique wage to solve (1), it would nonetheless be quite extraordinary to discover a firm whose labor supply curve is log-convex. As in the Burdett and Mortensen (1998) model, such a firm could find itself indifferent between multiple profit maximizing wage levels, leading to comparative statics untethered from local supply elasticities. Documenting that such cases actually exist would present an intriguing opportunity to test non-parametric predictions of the theory. In principle, the inverse wage function $\varrho(w)$ can be estimated and the number of potential crossings of p estimated from its shape.

2.3 Some comparative statics

Equation (2) stipulates that wages are determined by the local elasticity $\phi(w^*)$ and productivity p . Comparative statics involving changes to F and p capture the key causal relationships of the basic monopsony model and provide a bridge to the empirical literature on firm wage effects (Kline, forthcoming). Suppose, for example, that firms face supply curves governed by shifted power function distributions, with the parameters \underline{b} and β varying across firms. Plugging the markdown expression from Table 1 into (2) yields a linear wage rule:

$$w^* = \frac{1}{1+\beta}\underline{b} + \frac{\beta}{1+\beta}p.$$

If the elements of the triple $(\beta, \underline{b}, p)$ all vary across firms, any joint distribution of wages and productivity can emerge. However, for any given firm, a dollar increase in p must generate a $\beta/(1+\beta)$ cent increase in wages. In general, the monopsony model predicts $dw^*/dp \geq 0$. This insight motivates much of the

recent empirical literature on productivity passthrough, which will be reviewed more carefully in subsequent sections. Likewise, an increase in the \bar{b} faced by any firm, which can be thought of as a retraction in that firm's labor supply curve, must yield an increase in wages. As we discuss in the next section, evidence on this phenomenon is less well developed.

The firm's profits $\Pi(w^*)$ serve as a central quantity of interest in assessing the incidence on firm owners of changes to the economic environment. As the equilibrium models of Section 2.2.3 demonstrate, the outside option distribution F can be influenced by the structure of search frictions, the shape of the productivity distribution, and the nature of worker tastes. Consider then how a small change to the shape of F affects profits. Applying the envelope theorem to (3), a perturbation to F at the point w^* that yields a small increase in the labor supply elasticity $\phi(w^*)$ will reduce profits. Conversely, a small increase in the labor supply level $F(w^*)$ that preserves $e(w^*)$ will serve to increase profits.

In the power function benchmark $F(w) = (w/\bar{b})^\phi$, the parameter ϕ gives the elasticity of labor supply, while the parameter \bar{b} governs the labor supply level. However, an increase in ϕ , for any $w < \bar{b}$, will also reduce the level of labor supplied to the firm. One can compute a compensated change in the elasticity that offsets this level effect. Compensated changes of this nature may not map directly to any change in economic primitives. For example, the search equilibrium described in Proposition 1 stipulates that $\bar{b} = \bar{w} = \phi / (1 + \phi)$, implying that an increase in either of the structural factors governing the elasticity ϕ (the number K of offers or the tail parameter λ of productivity) must *increase* the level parameter \bar{b} . As illustrated below, however, compensated changes can nonetheless serve as a useful means of separating the mechanical effects of firm size and elasticities on profits.

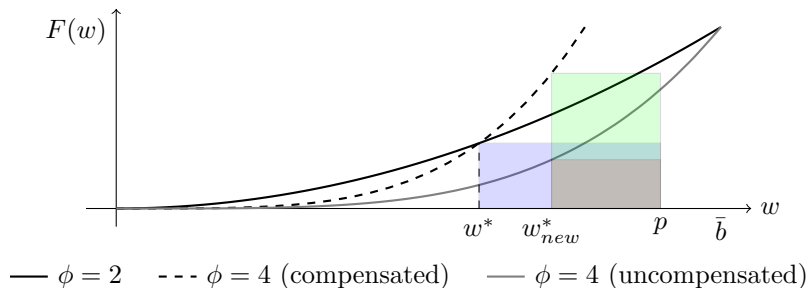


Figure 2: An increase in the labor supply elasticity

Figure 2 depicts a discrete jump in the labor supply elasticity ϕ from 2 (solid line) to 4 (gray line). The profits under $\phi = 2$ are given by the purple rectangle, while the profits generated under $\phi = 4$ are depicted by the smaller red rectangle. The compensated labor supply function (dashed line) adjusts the value of \bar{b} governing the uncompensated function (gray line) so as to intersect the point $(w^*, F(w^*))$. In this example, both the compensated and uncompensated changes lead wages to rise from w^* to w_{new}^* , which implies profits

per worker fall from $p/3$ to $p/5$. However, the compensated change leads to a greater increase in employment, which yields additional profits, depicted by the green rectangle.

When the change in ϕ is small, one can approximate the effect of a compensated change in elasticity on profits via total differentiation. With the power function specification, a small change $d\phi$ in the elasticity requires an offsetting change $d\bar{b} = \bar{b} \ln(w^*/\bar{b}) d\ln \phi < 0$ in the support of outside options. The first-order effect of such a compensated elasticity change on profits is $-(w^*/\bar{b})^\phi (1 + \phi)^{-2} p < 0$. Evidently, the larger an elasticity the firm already faces, the smaller is the profit loss from a compensated increase in the labor supply elasticity. Conversely, the higher the wage initially offered, the greater is the loss in profits associated with an increase in elasticity.

2.4 Match surplus and efficiency

Textbook treatments of monopsony conclude that the firm's wage-setting power leads the monopsonist to employ too few workers. The logic of this argument is easy to grasp. The profits of a monopsonist are given by $\Pi(w^*)$, while the rents enjoyed by its workers over their outside options can be written $R(w^*) = \int_0^{w^*} (w^* - b) dF(b)$. By the first-order condition for optimization, $\Pi'(w^*) = 0$. In contrast, $R'(w^*) = F(w^*)$. Hence, the total surplus derived from matches with the firm, $\Pi(w^*) + R(w^*)$, can be increased by raising the wage slightly.

Intuitively, while the firm is indifferent about a small wage increase, inframarginal workers value each dollar increase at a full dollar. This insight forms the crux of classic arguments for minimum wages to improve welfare in monopsonistic markets (Robinson, 1933). However, such arguments traditionally presume that workers would be idle if not employed by the monopsonist. When workers' outside options involve productive activities, raising wages can destroy matches that are socially valuable, leading to misallocation.

2.4.1 The perils of wage posting

In textbook treatments, the original sin of the monopsonist is its refusal to hire workers with outside options in the range $[e(w^*)p, p]$ who would be willing to work for less than their marginal product. This failure to exploit the potential gains from trade can be viewed as arising from an information problem: the firm can't strike a deal with these workers because it doesn't know which of them have outside options in this range. It is plausible that problems of this nature are widespread. Outside options can be difficult for an employer to verify, consisting in part of non-pecuniary components such as commuting time, job amenities, and the value of leisure.

An equivalent difficulty arises in the Burdett and Mortensen (1998) wage posting model when the value

of leisure is private information, which leads some offers to unemployed workers to be rejected even when $\bar{b} < p$. As they note, a judiciously chosen minimum wage can raise employment in this environment by reducing the number of offers to unemployed workers that are rejected. This prediction still awaits careful empirical examination.

One might object that even if the firm doesn't initially know workers' outside options, there are incentives for some sort of deal to be struck. As Manning (2011) notes "economists abhor unexploited surpluses." Yet bargaining can be costly. These costs include the direct time and monetary costs of negotiating wages and also the indirect effects on morale and productivity of paying different wages to workers in roughly equivalent roles (Card, Mas, Moretti, and Saez, 2012; Breza, Kaur, and Shamdasani, 2018). Weil (2014) notes that "wage discrimination is rarely seen in large firms despite the benefits it could confer," arguing that aversion to within firm wage inequality is a driving force behind outsourcing.

Employers also typically face sharp legal restrictions on wage discrimination. In the United States, the Equal Pay Act of 1963 mandates "equal pay for equal work." Violations of this law can be judged to occur when pay differs between male and female employees performing substantively comparable work, even if their job titles differ. Unwarranted pay disparities involving race, national origin, age, or disability status are respectively prohibited by Title VII of the Civil Rights Act of 1964, the Age Discrimination in Employment Act of 1967, and Title I of the Americans with Disabilities Act of 1990. Amior and Manning (2020) and Amior and Stuhler (2022) argue that constraints on wage discrimination lead firms to apply a common markdown to the wages of immigrant and native workers that potentially gives rise to misallocation.

A final sort of impediment to wage discrimination is that striking individualized deals with workers may be less profitable for the firm than committing to posted wages. We investigate a stylized class of bargaining models in which this phenomenon can arise in Section 5. These models, which involve bargaining under incomplete information, also offer an explanation for how positive surplus matches can sometimes fail to form even in labor markets where negotiation is prevalent.

2.4.2 The tenuous link between markdowns and efficiency

Much of the empirical monopsony literature focuses on estimating wage markdowns $1 - w^*/p$ with the implicit presumption that these parameters provide a gauge of inefficiency. While a large wage markdown can stymie the creation of matches with positive surplus, evaluating the social value of forming a match between a worker and a firm requires assumptions about the forces generating that worker's outside options. Suppose, for example, that all firms mark wages down by the same proportion. If, as in the non-sequential search environment sketched in (4), all workers get at least one offer and each worker chooses to work for the highest wage firm they encounter, then the mapping of workers to firms will be the same as if each firm

had set $w = p$. What ultimately matters for assessing efficiency is not markdowns but allocations: which matches should have formed that didn't?

In the Burdett and Mortensen (1998) model, worker wages are dispersed and always fall below marginal product, even when all workers are identical. Though these markdowns disadvantage workers, match creation is ex-ante efficient in the absence of preference heterogeneity because unemployed workers never turn down job offers and employed workers always accept offers from more productive firms. Likewise, ex-ante efficient allocations arise in the non-sequential search models of Butters (1977), Burdett and Judd (1983), and Menzio (2024) despite the presence of equilibrium gaps between marginal cost and price. In both these search frameworks, the markdowns serve an allocative role, inducing workers to move as close as possible to their most productive task. When preference heterogeneity is introduced to these models, efficiency tends to break down because firms are unable to tailor wages to latent preference types, leading surplus improving offers to be rejected.

The theoretical possibility that wage markdowns can be efficient presents both challenges and opportunities for the monopsony literature. Are outside options dispersed because of search frictions or because of preference heterogeneity that hinders efficient match formation? Surely, in many markets, the answer involves some mix of these factors. Inefficiencies can also stem from barriers to free entry by firms (see Manning, 2013, chapter 3) or from standard search externalities (Hosios, 1990). While the comparative statics of wages and firm size don't depend on parsing these forces, the welfare consequences do. To formalize these concerns, we conclude this section with a brief example illustrating how the cross-sectional relationship between wages and productivity can be used to assess efficiency in a model exhibiting both preference heterogeneity and search frictions.

2.4.3 Efficiency with search frictions and taste heterogeneity

Consider a continuum of workers indexed by $i \in [0, 1]$. Search frictions lead workers to face finite choice sets $\mathcal{C}(i)$ of feasible employment opportunities. Since non-employment is always a feasible option, we assume that $|\mathcal{C}(i)| \geq 1$ but otherwise allow these sets to vary arbitrarily across workers. We will sidestep here the important question of whether the search process could have delivered "better" choice sets, focusing instead on deriving conditions under which match formation subject to these frictions turns out to be constrained efficient.

Suppose that worker i 's indirect utility of employment at firm j is given by $V_{ij} = w_j + \varepsilon_{ij}$, where w_j is the wage offered by firm j and ε_{ij} captures worker i 's valuation of the non-pecuniary aspects of the job. Non-employment can be viewed as a firm offering a wage of zero. Worker i will choose the firm in $\mathcal{C}(i)$ offering the highest private value V_{ij} . By contrast, a planner would like for each worker to be paired with the

employer that produces the highest match surplus $S_{ij} = p_j + \varepsilon_{ij}$, where p_j is firm j 's productivity. Assuming that ties never occur, match formation will be efficient whenever $\arg \max_{j \in \mathcal{C}(i)} V_{ij} = \arg \max_{j \in \mathcal{C}(i)} S_{ij}$ for all workers. When this condition is violated, *misallocation* is present.

Clearly, an efficient allocation will result when $w_j = p_j$ for all firms. However, efficiency is also guaranteed under the weaker requirement that $\text{sign}(V_{ij} - V_{ik}) = \text{sign}(S_{ij} - S_{ik})$ for all pairs of firms j and k ever found in the same choice set. This condition will be violated when there exists a worker i and firm pair $(j, k) \in \mathcal{C}(i)$ for which

$$w_j - w_k > \varepsilon_{ik} - \varepsilon_{ij} > p_j - p_k \quad \text{or} \quad w_j - w_k < \varepsilon_{ik} - \varepsilon_{ij} < p_j - p_k. \quad (7)$$

That is, when a worker's non-pecuniary preference for firm k over firm j is bracketed by the wage and productivity advantages of firm j over firm k . Pairwise difference conditions of this nature arise often in the literature on matching models with non-transferrable utility, where they are used to characterize the circumstances giving rise to assortative matching (Legros and Newman, 2007).

Inefficient arrangements of the sort described by (7) can be ruled out with the assumption that $w_j - w_k = p_j - p_k$ for all firm pairs. However, this assumption implies that $w_j = p_j - C$ for some constant $C \geq 0$. To rationalize such a wage structure with a monopsony model requires the rather odd assumption that labor supply elasticities are proportional to productivity (i.e., that $\phi_j = p_j/C - 1$).

When the variation in non-pecuniary preferences is restricted, wages can deviate more substantially from productivity without generating inefficiencies. Consider the following margin condition, which stipulates that wages rise faster with productivity than non-pecuniary valuations fall with it.

Assumption 1 (Slope Separation). *No two firms have exactly the same productivity and there exists a $B < \infty$ such that $\sup_{i \in [0,1]} \max_{(j,k) \in \mathcal{C}(i)} \left(\frac{\varepsilon_{ik} - \varepsilon_{ij}}{p_j - p_k} \right) \leq B$ and $\inf_{i \in [0,1]} \min_{(j,k) \in \mathcal{C}(i)} \left(\frac{w_j - w_k}{p_j - p_k} \right) \geq B$.*

Assumption 1 can be thought of as restricting the dimensionality of the model primitives. When $\inf_{i \in [0,1]} \min_{(j,k) \in \mathcal{C}(i)} \left(\frac{w_j - w_k}{p_j - p_k} \right) > 0$, wages are monotone increasing in firm productivity: i.e., the rank correlation between w_j and p_j is one within workers' choice sets. Likewise, when $\sup_{i \in [0,1]} \max_{(j,k) \in \mathcal{C}(i)} \left(\frac{\varepsilon_{ik} - \varepsilon_{ij}}{p_j - p_k} \right) < 0$, non-pecuniary valuations are monotone increasing in productivity. In such a scenario, the model is one dimensional because wages and valuations are both deterministic functions of productivity.

Non-zero values of B allow for non-deterministic relationships among these quantities. When $|B|$ is a small positive number the relationship between wages, valuations, and productivity will be nearly monotone but there can be "noise" in the relationship involving deviations of particular firms from the central tendency of the economy. A related notion of dependence comes from Theil (1950), who proposed using the median of the slopes fit to pairs of observations as a robust estimator of the slope coefficient in an error-ridden linear model. Assumption 1 lower bounds the Theil estimate of linear dependence between ε_{ij} and p_j in any choice

set $\mathcal{C}(i)$ at $-B$ and the corresponding dependence between w_j and p_j at B .

The following proposition describes conditions under which Assumption 1 guarantees that more productive firms exhibit wages high enough to offset any non-pecuniary aversion to working there.

Proposition 3 ($B \leq 1$ ensures efficiency). *If Assumption 1 holds with $B \leq 1$ then $\text{sign}(V_{ij} - V_{ik}) = \text{sign}(S_{ij} - S_{ik})$.*

Proof. Dividing the inequalities in (7) by $p_j - p_k$ reveals that efficiency is violated when either (i) $(w_j - w_k) / (p_j - p_k) > (\varepsilon_{ik} - \varepsilon_{ij}) / (p_j - p_k) > 1$ or (ii) $(w_j - w_k) / (p_j - p_k) < (\varepsilon_{ik} - \varepsilon_{ij}) / (p_j - p_k) < 1$. The restriction $\sup_{i \in [0,1]} \max_{(j,k) \in \mathcal{C}(i)} \left(\frac{\varepsilon_{ik} - \varepsilon_{ij}}{p_j - p_k} \right) \leq 1$ rules out (i), while the condition $\inf_{i \in [0,1]} \min_{(j,k) \in \mathcal{C}(i)} \left(\frac{w_j - w_k}{p_j - p_k} \right) \geq \sup_{i \in [0,1]} \max_{(j,k) \in \mathcal{C}(i)} \left(\frac{\varepsilon_{ik} - \varepsilon_{ij}}{p_j - p_k} \right)$ rules out (ii). \square

To explore the implications of Proposition 3 it is useful to connect this result to some of the equilibrium models covered in Section 2.2.3. When worker valuations satisfy the bound $\sup_{i \in [0,1]} \max_{(j,k) \in \mathcal{C}(i)} \left(\frac{\varepsilon_{ik} - \varepsilon_{ij}}{p_j - p_k} \right) \leq 0$, the allocation will be efficient whenever the rank correlation between firm wages and productivity is non-negative. Hence, the search equilibrium described in Proposition 1 is efficient because amenities are absent from the model ($\varepsilon_{ij} = 0$) and wages are monotone in productivity, implying Assumption 1 is satisfied with $B = 0$. For the same reason, the Burdett and Mortensen (1998) model must be efficient when leisure heterogeneity is absent.

Now consider a model of vertically differentiated amenities where firms have scalar non-pecuniary amenities that are commonly valued ($\varepsilon_{ij} = a_j$). If more productive firms never offer worse amenities or lower wages, then the bound $B = 0$ will be satisfied and efficiency will ensue. Even if more productive firms do sometimes offer lower wages, the allocation will be efficient so long as a unit increase in productivity always yields a sufficiently large increase in amenities. In such a case, Assumption 1 will be satisfied with $B < 0$. Conversely, if more productive firms sometimes have worse amenities, efficiency will ensue if wages are always strongly increasing in productivity, in which case Assumption 1 will be satisfied with $B \in (0, 1]$.

Finally, consider a model where $\varepsilon_{ij} = a_j + \xi_{ij}$, with ξ_{ij} representing an idiosyncratic worker taste inducing horizontal differentiation. The search equilibrium described in Proposition 2 has $a_j = 0$ and assumes ξ_{ij} is drawn from a Fréchet distribution. Because the Fréchet draws are unbounded, Assumption 1 is certain to fail no matter how strong the dependence of wages on productivity. Of course, the popularity of Fréchet and type 1 Extreme Value distributions as modeling devices owes primarily to their analytical convenience rather than their accuracy as a description of preferences. When idiosyncratic worker tastes are bounded, efficiency can ensue if wages and amenities increase sufficiently strongly with productivity that Assumption 1 holds for some $B \in (0, 1]$.

A few studies have used fine-grained data on choice sets to estimate monopsony models featuring unobserved job amenities and idiosyncratic tastes (e.g., Azar, Berry, and Marinescu, 2022; Roussille and Scuderi, 2023). However, those estimates have not typically been used to evaluate the cross-sectional relationship between either wages or amenities and measures of productivity. A first question of interest is whether the relationships between these variables is nearly monotone, which would suggest the “intrinsic dimension” of the data is low. As we have seen, even if the empirical relationships are perfectly monotone, the slope of the relationship is important for assessing efficiency. One approach to conducting such an analysis would be to use the Theil (1950) estimator to summarize the strength of the pairwise relationships within choice sets. Sen (1968) proposed a confidence interval for this estimator that can also be used to study the distribution of pairwise slopes.

As mentioned earlier, idiosyncratic tastes are typically modeled as having unbounded support, which will mechanically generate some misallocation. However, the inefficiencies generated by such modeling choices may well be minimal. The empirical literature has made strides in obtaining estimates of marginal labor productivity in the presence of imperfectly competitive labor and product markets (Dobbelaere and Mairesse, 2013; Yeh, Macaluso, and Hershbein, 2022; Delabastita and Rubens, 2022). Given firm-specific measures of productivity, standard parametric specifications of indirect utility yield identification of the share of workers that are misallocated (i.e., for whom $\arg \max_{j \in \mathcal{C}(i)} V_{ij} \neq \arg \max_{j \in \mathcal{C}(i)} S_{ij}$), as this corresponds to the share of workers that would change employers if $w_j = p_j$ for all firms. One can typically also identify the welfare gap associated with any misallocation, which can be expressed as $\int_0^1 \max_{j \in \mathcal{C}(i)} \{S_{ij} - S_{ij^*(i)}\} di$, where $j^*(i) = \arg \max_{j \in \mathcal{C}(i)} V_{ij}$. Producing credible estimates of these quantities based on granular choice set data would constitute a major contribution to the literature.

3 Empirical implications of the basic model

This section explores in greater depth the predictions of the basic monopsony model regarding the effects of changes to supply and demand conditions at a single firm. A large empirical literature has sprung up testing these comparative statics using idiosyncratic firm shocks. The reduced form effects of these shocks are then typically used to construct estimates of labor supply elasticities and wage markdowns. We begin by studying the model’s predictions for the propagation of productivity shocks into wages, which is the area that has received the most attention to date from empiricists (Kline, Petkova, Williams, and Zidar, 2019; Lamadon, Mogstad, and Setzler, 2022; Garin and Silvério, 2023).

3.1 Productivity Passthrough

An important feature of the monopsony model is that productivity variation “passes through” to workers. While the passthrough of firm-specific productivity shocks to wages signals wage-setting power, it does not directly reveal markdowns or labor supply elasticities. Differentiating (2) yields the passthrough elasticity

$$\frac{d \ln w^*}{d \ln p} = 1 + \frac{d \ln e(w^*)}{d \ln w} \frac{d \ln w^*}{d \ln p} = 1 + \frac{\dot{\phi}(w^*)}{1 + \phi(w^*)} \frac{d \ln w^*}{d \ln p} = \frac{1 + \phi(w^*)}{1 + \phi(w^*) - \dot{\phi}(w^*)} \equiv \rho(w^*), \quad (8)$$

where $\dot{\phi}(w) \equiv \frac{d \ln \phi(w)}{d \ln w}$ denotes the super-elasticity of labor supply. An isoelastic F will exhibit super-elasticity of zero, and therefore, a passthrough elasticity of one. It was argued earlier that the elasticity $\phi(w)$ should eventually decline with the wage, implying a negative super-elasticity and consequently a passthrough elasticity below one. Intuitively, a positive productivity shock, by lowering the effective elasticity, depresses wages, which serves to mute passthrough.

It will be useful to relate the super-elasticity to the local *curvature* of F , which we measure via the function $\chi(w) \equiv -F(w) f'(w) / f(w)^2$. If F is strictly concave then $\chi(w)$ will be positive at all wage levels, while if F is strictly -1 -concave then $\chi(w) > -2$.² The super-elasticity can be written $\dot{\phi}(w) = 1 - \phi(w)(1 + \chi(w))$. Hence, greater curvature leads to a more negative super-elasticity and, therefore, lower passthrough. An isoelastic F will exhibit super-elasticity of zero and, therefore, a curvature of $\frac{1-\phi}{\phi}$. For $\phi < 1$, F is concave and curvature is positive, while for $\phi = 1$, F is linear (i.e., uniform) and curvature is zero. For $\phi > 1$, F is convex and curvature is negative.

3.1.1 Distribution function redux

Bulow and Pfleiderer (1983) criticized early studies seeking to recover the elasticity of product demand from cost-price passthrough elasticities on the grounds that these exercises were sensitive to functional form assumptions. This concern is reflected in (8), which shows that recovering $\phi(w^*)$ from $\rho(w^*)$ requires prior knowledge of the super-elasticity $\dot{\phi}(w^*)$. The set of curvature-elasticity pairs implied by various product demand systems has now been extensively studied (Mrázová and Neary, 2017; Miravete, Seim, and Thurk, 2023). In an attempt to catch up with the monopolistic pricing literature, we now compute the passthrough elasticities implied by our example distributions.

Example (Power function). When $F(w) = (w/\bar{b})^\phi$, we have $\dot{\phi}(w) = 0$. Therefore, for any value of $\phi > 0$, $\rho(w) = 1$.

The unitary passthrough elasticity delivered by the isoelastic labor supply model is highly restrictive

²The latter claim follows from noting that the derivative of the inverse wage function takes can be written $g'(w) = 2 + \chi(w)$.

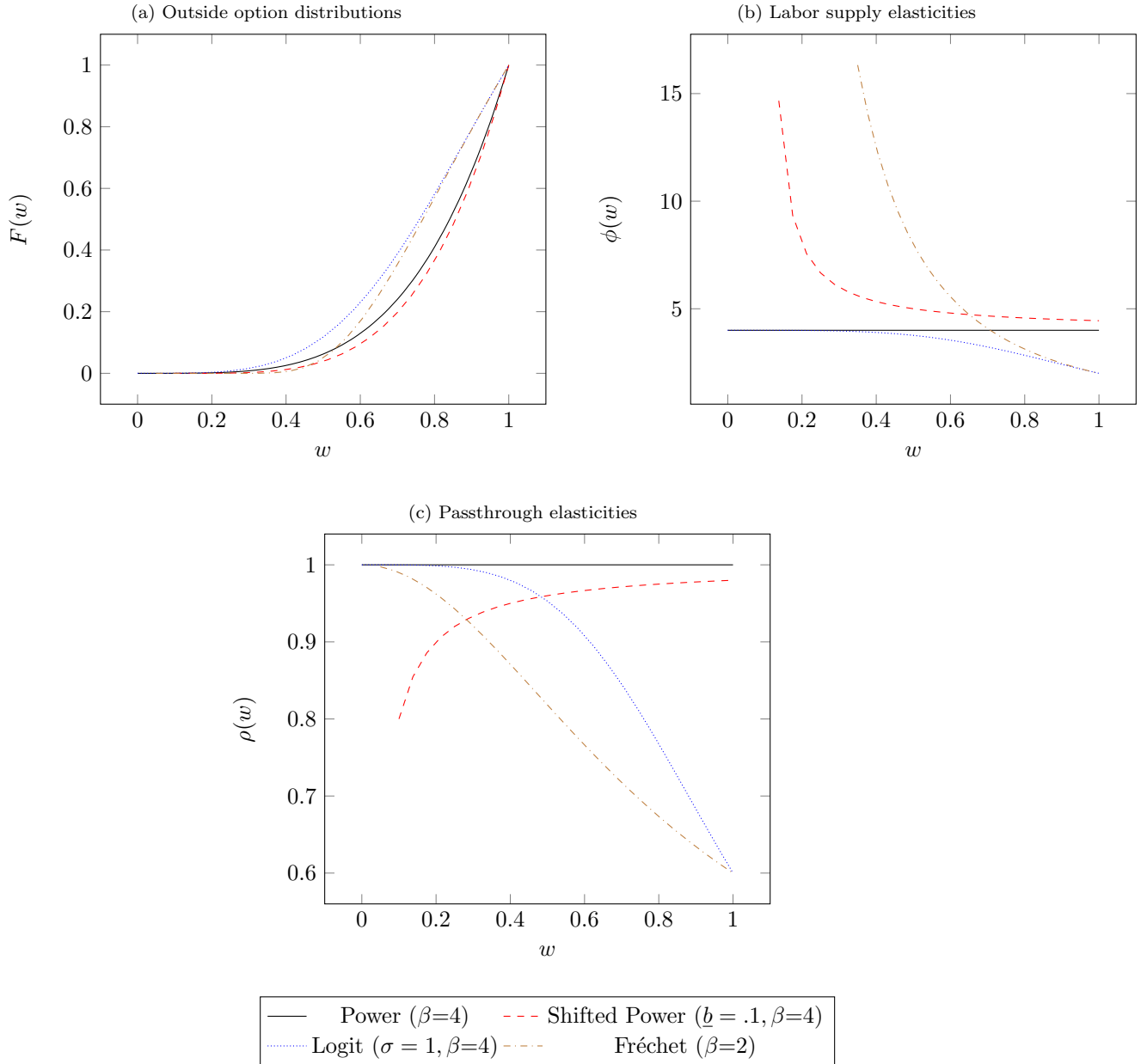


Figure 3: Four examples on the unit interval

and conflicts with the empirical evidence, which typically finds passthrough elasticities far below one (Card, Cardoso, Heining, and Kline, 2018). One reason for this discrepancy is that researchers are rarely able to directly measure employer productivity, which may itself respond to the wage level, an issue we study carefully in Section 6. Supposing however that we were able to measure (and directly manipulate) p , it seems unlikely that the elasticity would happen to be one. The outside option distributions introduced in Section 2.2.1 that feature non-constant elasticities are capable of rationalizing departures from this benchmark.

Example (Shifted power function). When $F(w) \propto (w - \underline{b})^\beta$, we have $\dot{\phi}(w) = 1 - \frac{w}{w - \underline{b}} < 0$. Consequently, $\rho(w) = 1 - \underline{b} / [(1 + \beta)w] \in (0, 1)$, which is monotone increasing in w and asymptotes to one.

Example (Logit). When $F(w) = \left(1 + (w/\sigma)^{-\beta}\right)^{-1}$, we have $\dot{\phi}(w) = -\beta \frac{(w/\sigma)^\beta}{1 + (w/\sigma)^\beta} < 0$. Hence, $\rho(w) = 1 - \frac{\beta}{1 + \beta} \frac{(w/\sigma)^\beta}{1 + (w/\sigma)^\beta} \in (0, 1)$, which is decreasing in w and asymptotes to $1/(1 + \beta)$.

Example (Fréchet). When $F(w) = \exp\left(1 - (w/\bar{b})^{-\beta}\right)$, we have $\dot{\phi}(w) = -\beta$ and $\rho(w) = \frac{1 + \beta(w/\bar{b})^{-\beta}}{1 + \beta(w/\bar{b})^{-\beta} + \beta}$. Passthrough will lie near one at very low wages but fall with the wage, asymptoting to $(1 + \beta)^{-1}$.

A version of each of these four distributions is depicted in Figure 3. Although many of the distribution functions themselves look similar, their passthrough and labor supply elasticities are often quite different. Figure 4 plots the passthrough elasticity directly against the labor supply elasticity under each of these distributions. While the passthrough elasticity rises with the labor supply elasticity for the logit and Fréchet distributions, it is declining in the labor supply elasticity under the shifted power distribution.

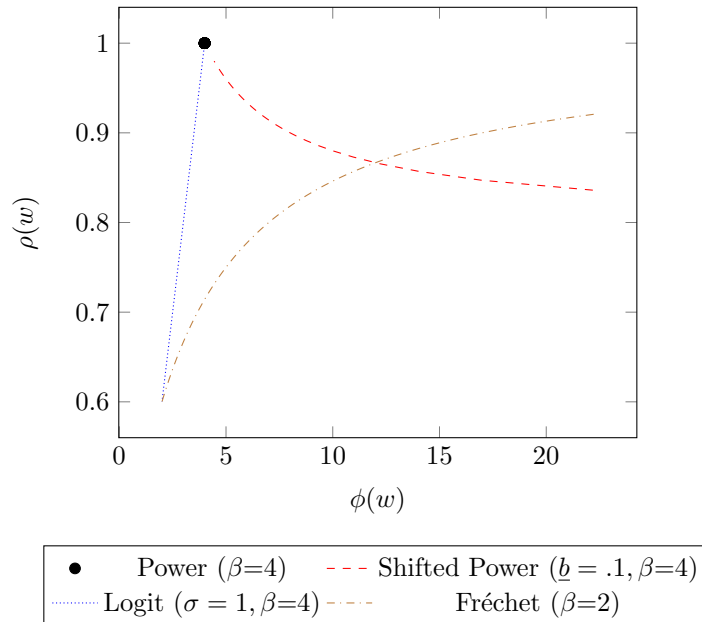


Figure 4: Passthrough versus labor supply elasticities

3.1.2 Can wage-setting power be identified from passthrough alone?

As these examples make clear, any choice of F implies an elasticity function ϕ and a corresponding passthrough function ρ . It is natural to ask the converse question: if we have identified ρ can we recover ϕ ? Rearranging (8) yields the following differential equation relating the wage elasticity of the exploitation index to passthrough

$$\frac{d \ln e(w)}{d \ln w} = 1 - 1/\rho(w).$$

The general solution to this equation takes the form

$$e(w) = Cw \exp\left(-\int_1^w \frac{1}{x\rho(x)} dx\right).$$

Evidently, the exploitation index is only identified up to an unknown multiplicative constant C . To recover C requires additional information about the value of ϕ at some point. For example, if one is willing to assume the transversality condition $\lim_{w \rightarrow \infty} \phi(w) = 0$, then C can be pinned down. As Figure 3b illustrates, however, transversality conditions of this nature need not hold. In the absence of such prior information, the exploitation index, and consequently the function ϕ is under-identified. This negative result generalizes Bulow and Pfliderer (1983)'s pointwise intuition that exercises seeking to infer market power solely from passthrough elasticities are inherently sensitive to functional form.

3.1.3 IV estimation of labor supply elasticities

In settings where it is possible to identify the impact of productivity shocks on wages, it is typically also possible to identify the impact of productivity on employment. The elasticity of employment with respect to a productivity shock is $\frac{d \ln F(w^*)}{d \ln p} = \phi(w^*) \rho(w^*)$. Hence, we can identify the labor supply elasticity $\phi(w^*)$ from the ratio of elasticities $\frac{d \ln F(w^*)}{d \ln p} / \rho(w^*)$, a result which lends itself naturally to instrumental variables (IV) methods. The recent literature follows variants of this approach, using firm-specific productivity shocks such as patent grants (Kline, Petkova, Williams, and Zidar, 2019), exchange rate fluctuations (Garin and Silvério, 2023), or procurement contracts (Kroft, Luo, Mogstad, and Setzler, 2020; Lamadon, Mogstad, and Setzler, 2022; Carvalho, Fonseca, and Santarrosa, 2023) to instrument wages in employment regressions. One typically finds larger labor supply elasticities over longer horizons, as firms require time to fully adjust to large shifts in productivity. As a result, elasticities are often estimated over a horizon of 2 to 5 years, by which time adjustment has usually commenced.

When long run labor supply elasticities vary with the wage, these linear IV regressions are subject to misspecification, recovering (at best) a weighted average supply elasticity over some range of variation induced

by the instrument (Angrist, Graddy, and Imbens, 2000). A notable exception is when the productivity shifter comes from a government policy (e.g. experience-rated taxes) featuring a kinked incentive schedule, in which case the elasticity at a point can be recovered by applying the standard machinery for a “fuzzy” regression kink design (Card, Lee, Pei, and Weber, 2015). Here, the estimated kink in wages would be divided by the first stage kink in employment to obtain an estimate of the labor supply elasticity at that wage level. A disadvantage of regression kink designs is that they typically require very large sample sizes to precisely estimate elasticities of interest, which may explain why this approach has yet to be exploited in the empirical monopsony literature.

In many cases, researchers have access to multiple instruments. If one is willing to commit to a particular functional form for F , then its parameters can typically be estimated by generalized method of moments provided that the number of parameters is less than the number of instruments. When instruments have continuous support, the entire elasticity function $\phi(\cdot)$ can, in principle, be estimated (or bounded) via non-parametric instrumental variables methods (e.g., Newey and Powell, 2003; Blundell, Chen, and Kristensen, 2007; Santos, 2012; Newey, 2013). Shift-share instruments of the sort entertained by Garin and Silvério (2023) and Mertens, Müller, and Neuschäffer (2022) are potentially good candidates for such methods because of the sizable range of near-continuous variation they typically capture.

A fundamental requirement of a valid wage instrument is that it should have no direct effect on firm size. A productivity shifter that also affects rival firms in the same market will tend to shift F , violating the exclusion restriction. To allay such concerns, it is common to report diagnostics based upon different market definitions demonstrating that the shock is truly idiosyncratic to the firm. For example, Kline, Petkova, Williams, and Zidar (2019) report that the intraclass correlation of their patent allowance instrument within 5-digit ZIP codes is statistically indistinguishable from zero. Likewise, Garin and Silvério (2023) demonstrate that their preferred shift-share measure of exposure to exchange rate fluctuations fails to predict wages or employment at other firms in the same industry and municipality. Consistent with theory, they find that wages and employment are more responsive to aggregate shocks than the idiosyncratic shock measure they utilize. A potentially fruitful direction for future work is to examine whether labor market definitions based upon worker flows (Manning and Petrongolo, 2017; Nimczik, 2017; Jarosch, Nimczik, and Sorkin, 2024) yield similar conclusions about the excludability of popular firm-specific productivity shifters.

In settings where a productivity shifter is known to affect many firms in the same market, identification can often be achieved by modeling market level adjustments to the labor supply function F , an approach pursued by Berger, Herkenhoff, and Mongey (2022a) and Volpe (2024). As in other models of interference between units, accounting for market level adjustments ultimately requires specifying an “exposure mapping” (Manski, 2013; Aronow and Samii, 2017) that details how each firm in a labor market is affected by the

aggregate shock. The structure of this mapping varies across models, depending upon the presumed details of how choice sets are formed, the structure of worker preferences (e.g., whether and when the independence of irrelevant alternatives assumption holds), and assumptions about whether strategic interactions are present in wage setting. Exposure mappings are also necessarily contingent upon labor market definitions. Understanding which market definitions do a better job simultaneously capturing aggregate and firm-specific adjustments is an important task ahead for this literature.

3.2 Labor supply shocks

Productivity shocks are not the only source of variation useful for identifying markdowns. Recall that our definition of outside options was net of differences in the non-wage amenity level of the firm versus each worker's best outside option. Call the firm's amenity level a . Without loss of generality, the firm's first-order condition can be rewritten:

$$f(w^* + a)(p - w^*) = F(w^* + a),$$

where, so far, we have implicitly normalized a to zero. What is the effect on wages of a small increase in the amenity level? Totally differentiating the first-order condition at the point $a = 0$ yields:

$$f'(w^*)(p - w^*)(dw^* + da) - f(w^*)dw^* = f(w^*)(dw^* + da).$$

Rearranging this expression gives the comparative static

$$\frac{dw^*}{da} = -\frac{1 + \chi(w^*)}{2 + \chi(w^*)}. \tag{9}$$

This quantity has the flavor of a compensating differential: a dollar increase in the firm's amenities decreases wages by $\frac{1 + \chi(w^*)}{2 + \chi(w^*)} \times 100$ cents. Note however that if the firm were a price taker in the labor market, as assumed in perfectly competitive models of compensating differentials (Rosen, 1986), the response to a dollar improvement in amenities would necessarily be a dollar drop in the wage. This notion of perfectly equalizing differences has long permeated policy discussion of the incidence of mandated benefits (Summers, 1989; Gruber, 1994; Finkelstein, McQuillan, Zidar, and Zwick, 2023).

With the monopsonist, differences are less than perfectly equalized. Remarkably, the size of the differential depends entirely on the curvature of F . For a uniform F , the compensating differential is 50 cents, while for an isoelastic F , the differential will be $1/(1 + \phi)$ cents. One can, in principle, use a small shock to amenities then to identify the curvature $\chi(w^*)$, which in conjunction with the passthrough elasticity $\rho(w^*)$, allows recovery of both the labor supply elasticity $\phi(w^*)$ and its super-elasticity $\dot{\phi}(w^*)$.

Equation (9) can also be used to study a location shift in the distribution of outside options: if all outside options improve by a dollar, it is as if the non-wage amenities of the firm have decreased by a dollar, which should lead to an increase in wages. Jäger, Schoefer, Young, and Zweimüller (2020) study the effect of an increase in the generosity of the Austrian unemployment insurance system, finding that a dollar increase in UI benefits led to only a 2.6 cent increase in wages after two years. At first glance, this finding might suggest a $\chi(w^*) \approx -1$. However, firms hire both from unemployment and by poaching workers from other firms, which suggests a mixture formulation of outside options

$$F = \iota F_u + (1 - \iota) F_e,$$

where $\iota \in (0, 1)$ is the share of potential workers that are currently unemployed, F_u is the outside option distribution of the unemployed, and F_e is the distribution of the already employed. One would expect the options of the employed to stochastically dominate those of the unemployed. In the case where $F_u(w^*) \approx 1$, nearly all unemployed workers are willing to work at the firm's going wage, suggesting that few such workers are marginal $F'_u(w^*) \approx 0$. If that is the case, we should also expect $F''_u(w^*) \approx 0$, which implies the impact of a change in the amenity value of unemployment to have trivial first-order effects on total employment and the wage.³

As with productivity shocks, additional identifying power is obtained when we have access to employment. The employment response to a small amenity increase is $f(w^*) \left(1 + \frac{d}{da} w^*\right)$. Hence, we can identify the labor supply elasticity from the restriction $\phi(w^*) = w^* \left[\frac{d}{da} \ln F(w^*)\right] / \left(1 + \frac{d}{da} w^*\right)$. In principle, information on supply shocks can be used in conjunction with productivity shocks to test the monopsony model as both sorts of instruments should identify same the labor supply elasticity. With variable elasticities, a nonparametric test would involve estimating the elasticity schedule $\phi(\cdot)$ separately using supply side and demand side shocks and evaluating whether differences in the estimated functions can be attributed to sampling error.

4 Wage discrimination and sorting

Thus far, we have assumed that every firm offers a unique wage. It is useful to contrast the profits $\Pi(w^*)$ captured by the monopsonist with those that could be achieved by an employer with knowledge of workers' outside options. An employer who can tailor wage offers to match each worker's outside option will hire

³Another potential explanation for the muted wage response documented by Jäger, Schoefer, Young, and Zweimüller (2020) is that worker productivity may have fallen in response to the increased UI generosity. Lusher, Schnorr, and Taylor (2022) provide evidence from scanner data that increases in UI generosity led to increases in shirking among supermarket cashiers, particularly those with high experience and low productivity. Ahammer, Fahn, and Stiftinger (2023) find in Austrian administrative data that increases in UI generosity lead to increases in worker absenteeism.

every worker with $b \leq p$, yielding profits

$$\begin{aligned} \int_b^p (p-w) dF(w) &= \int_b^{w^*} (p-w) dF(w) + \int_{w^*}^p (p-w) dF(w) \\ &= \Pi(w^*) + \underbrace{\int_b^{w^*} (w^* - w) dF(w)}_{\text{extra profits on inframarginal}} + \underbrace{\int_{w^*}^p (p-w) dF(w)}_{\text{profits on extra hires}}. \end{aligned}$$

First degree wage discrimination yields greater profits than monopsony both by paying lower wages to the workers that the monopsonist would have hired and by making profits on additional workers that the monopsonist would not have hired. Like a perfectly competitive firm, the wage discriminator pays the last worker hired their marginal product. Hence, the perfectly discriminating employer should not perceive shortages to be present.

The monopsony model and the first-degree wage discrimination model make polar opposite assumptions about the information presumed available to employers. A similar dichotomy exists in the search literature, with Burdett and Mortensen (1998) assuming that firms cannot tailor wages to workers' outside options and sequential auction models of the sort pioneered by Postel-Vinay and Robin (2002b) allowing employers to perfectly wage discriminate. In between these extremes are models of third-degree wage discrimination, which assume firms can see some, but not all, aspects of worker outside options. An early contribution along these lines was Van den Berg and Ridder (1998), who considered distinct wage posting economies for workers with different observable characteristics. In addition to providing added realism, the introduction of heterogeneity in both worker productivity and outside options creates an opportunity to study worker-firm sorting.

4.1 Wage types

Suppose workers are differentiated by a finite number $|\mathcal{T}|$ of observable types. These observable types can be thought of as distinct jobs posted by the firm, each with its own wage and task requirements that serve to attract different sorts of workers. Each type $t \in \mathcal{T}$ may exhibit a different skill level θ_t and distribution F_t of outside options, both of which are known to the firm. The literature has considered many different specifications of how worker and firm types jointly produce output, in some cases involving task assignment problems within the firm (Haanwinckel, 2023). In the interest of conveying the core ideas with minimal overhead, we will confine ourselves to models of production defined directly in terms of worker skills and firm productivity.

Suppose the revenue productivity of a match between a worker of type t and a firm with productivity

level p is $p\theta_t$. If production is additive across types, then the firm's profit function can be written

$$\Pi(w_1, \dots, w_{|\mathcal{T}|}) = \sum_{t \in \mathcal{T}} F_t(w_t) (p\theta_t - w_t).$$

Evidently, the firm's decision problem separates into type-specific sub-problems exhibiting optimums of the form found in (2). In particular, the optimal wage for a worker of type t is $w_t^* = \frac{\phi_t(w_t^*)}{1 + \phi_t(w_t^*)} p\theta_t$.

In the special case where each type's outside options follow a power distribution $\phi_t(w) = \phi_t$, we arrive at a log-linear wage equation

$$\ln w_t^* = \ln \frac{\phi_t}{1 + \phi_t} + \ln \theta_t + \ln p. \quad (10)$$

This log-additive representation yields a clean separation between the influence of worker features (ϕ_t, θ_t) and firm productivity (p) on the wage. Card, Cardoso, Heining, and Kline (2018) discuss the implications of such a representation for the literature on firm wage effects, connecting variation in statistical firm effects to $\ln p$ and variation in statistical person effects to $\ln \frac{\phi_t}{1 + \phi_t} + \ln \theta_t$.

4.2 Three paths to sorting

To study the implications of this wage structure for sorting, consider two worker types: s and t . Sorting can be measured by the employment ratio $F_s(w_s)/F_t(w_t)$. From (10), it follows that

$$\frac{d \ln (F_s(w_s^*)/F_t(w_t^*))}{d \ln p} = \frac{d \ln F_s(w_s^*)}{d \ln w_s} \frac{d \ln w_s^*}{d \ln p} - \frac{d \ln F_t(w_t^*)}{d \ln w_t} \frac{d \ln w_t^*}{d \ln p} = \phi_s - \phi_t.$$

As the firm's productivity increases, the type with the higher supply elasticity comes to occupy a larger share of employment. If more productive types have higher elasticities (i.e., if $\phi_s > \phi_t \iff \theta_s > \theta_t$) then more productive firms will tend to have more skilled workers. While this mechanism is plausibly at play in markets where skilled workers have a wide range of job opportunities, it is not obvious that observed skill types and labor supply elasticities should always be positively related. For instance, less skilled workers might exhibit large elasticities because their outside option tends to be a minimum wage job. Conversely, some highly skilled professionals, such as brain surgeons or orchestral conductors, might only have a few possible employers, leading to a low elasticity.

A second way to rationalize sorting is in terms of firm amenities. Suppose that more productive firms have better amenities and higher skilled workers place greater value on those amenities. The logic of this argument is easiest to illustrate with a shifted power specification $F_t(w_t) = F(w_t + v_t a) = (w_t + v_t a)^\phi$, where v_t is type t 's valuation of the firm's amenity level $a \geq 0$. Under this specification, optimal wages take

the form

$$w_t^* = -\frac{1}{1+\phi}v_t a + \frac{\phi}{1+\phi}p\theta_t,$$

which implies that $F_t(w_t^*) = F\left(\frac{\phi}{1+\phi}(v_t a + p\theta_t)\right)$. Differentiating reveals that $\frac{d}{d \ln a} \ln(F_s(w_s^*)/F_t(w_t^*)) = ap\phi \frac{v_s\theta_t - v_t\theta_s}{(v_s a + p\theta_s)(v_t a + p\theta_t)}$, while $\frac{d}{d \ln p} \ln(F_s(w_s^*)/F_t(w_t^*)) = -ap\phi \frac{v_s\theta_t - v_t\theta_s}{(v_s a + p\theta_s)(v_t a + p\theta_t)}$. If amenity valuations scale greater than proportionately with worker skill type ($v_s/v_t > \theta_s/\theta_t$) then improving the firm's amenity level will improve its skill mix. In contrast, boosting the productivity level of the firm will lead to downskilling. Hence, even if amenities and productivity are positively correlated, the cross-sectional relationship between productivity and skill is ambiguous and potentially non-monotone. However, if the cross-sectional relationship between firm amenities and productivity exhibits an elasticity everywhere above one, then more productive firms will employ more skilled workers.

While many researchers have found that higher wage firms tend to offer better amenities (Socin, 2022; Lamadon, Mogstad, and Setzler, 2022; Caldwell, Haegele, and Heining, 2024b), it is not entirely clear that skilled workers are willing to pay more for these amenities than their less skilled peers. On one hand, skilled workers command greater earnings, which suggests they should gravitate towards firms offering amenities that are luxuries. On the other hand, skilled workers may value a different set of amenities (e.g., flexibility and growth potential vs air conditioning and lunch breaks) than less skilled workers. Indeed, Roussille and Scuderi (2023) find that unidimensional representations of workplace amenities provide a poor approximation even to the preferences of highly skilled software engineers. It is not yet clear from this literature how different sorts of amenities scale with firm productivity, which renders sorting explanations predicated on skill differences in willingness to pay for amenities somewhat tentative.

Another way to generate assortative matching is to postulate strong complementarity between worker and firm types. Suppose, for example, that a match between a type- t worker and a firm of productivity p yields revenue productivity p^{θ_t} .⁴ This supermodular technology yields a wage equation that is not log-additive:

$$\ln w_t^* = \ln \frac{\phi_t}{1+\phi_t} + \theta_t \ln p.$$

A specification of this form involving an interaction $\theta_t \ln p$ between worker and firm productivity was considered empirically by Lamadon, Mogstad, and Setzler (2022). This wage equation implies

$$\frac{d \ln(F_s(w_s^*)/F_t(w_t^*))}{d \ln p} = \theta_s \phi_s - \theta_t \phi_t.$$

⁴Specifications of this form imply any productivity improvements at a firm will be skill-biased. While this assumption is worth entertaining when considering productivity changes stemming from technological innovations, it seems less appropriate for studying changes in revenue productivity driven by shifts in product demand. Lindner, Muraközy, Reizer, and Schreiner (2022) provide evidence that firm-specific technological innovations tend to raise the relative wages of better-educated employees.

Hence, even if all types have the same supply elasticity, more productive firms will accrue a larger share of higher skilled workers. While highly skilled jobs exhibiting “superstar effects” (Rosen, 1981) may be characterized by supermodular production technology, it is unclear whether this sort of complementarity is the primary force driving sorting behavior in less skilled sectors. In fact, recent estimates, including those of Lamadon, Mogstad, and Setzler (2022), find that log wages are nearly additive in worker and firm types (Kline, forthcoming). This observation raises the question of whether plausible economic forces can simultaneously generate sorting and a log-linear wage equation.

4.3 Wages as a screening device

Thus far we have assumed that worker skills vary between but not within observable types. A plausible explanation for sorting that has not received much attention in the literature is that worker productivity and outside options covary within observable types. Suppose that the firm knows each type’s joint distribution of worker productivity θ and outside options b but is unable to condition wages on these objects. Let $\hat{\theta}_t(w) = \mathbb{E}_t[\theta|b < w]$ denote the expected productivity of type- t workers hired at wage w and define $\tau_t(w) = \frac{d \ln \hat{\theta}_t(w)}{d \ln w}$ as the wage elasticity of that expectation. It stands to reason that skilled workers will have better outside options, implying $\tau_t(w) > 0$.

With these definitions, the firm’s objective is to maximize

$$\Pi(w_1, \dots, w_{|\mathcal{T}|}) = \sum_{t \in \mathcal{T}} F_t(w_t) (p\hat{\theta}_t(w_t) - w_t).$$

When an interior solution exists, the optimal wage takes the form

$$w_t^* = \frac{\tau_t(w_t^*) + \phi_t(w_t^*)}{1 + \phi_t(w_t^*)} p\hat{\theta}_t(w_t^*).$$

The presence of $\tau_t(w_t^*)$ in the numerator of what would ordinarily be the exploitation index reflects the value of wages as a screening device. When $\tau_t(w^*) > 0$, wages are marked down less than in (2) to ensure that the firm obtains the desired level of average worker quality for each observable worker type.

Consider now the isoelastic case where $\phi_t(w) = \phi_t$ and $\tau_t(w) = \tau \in (0, 1)$. The latter assumption implies that $\hat{\theta}_t(w) = \tilde{\theta}_t w^\tau$, where $\tilde{\theta}_t$ represents the expected skill level that arises among workers of type t when the

offered wage is one. This representation yields a log-additive wage equation:

$$\begin{aligned} \ln w_t^* &= \underbrace{\ln \hat{\theta}_t(w_t^*)}_{\text{skill}} + \underbrace{\ln \left(\frac{\tau + \phi_t}{1 + \phi_t} \right)}_{\text{markdown}} + \underbrace{\ln p}_{\text{productivity}} \\ &= \frac{1}{1 - \tau} \ln \tilde{\theta}_t + \frac{1}{1 - \tau} \ln \left(\frac{\tau + \phi_t}{1 + \phi_t} \right) + \frac{1}{1 - \tau} \ln p. \end{aligned}$$

As usual, wages are increasing in firm productivity p , implying that (all else equal) firms with higher productivity employ workers with greater outside options. However, because $\tau > 0$, workers with better outside options are also more skilled.

The prediction that applicant quality is increasing in the offered wage has been empirically corroborated both experimentally in public sector jobs (Dal Bó, Finan, and Rossi, 2013) and observationally in online labor markets (Marinescu and Wolthoff, 2020; Escudero, Liepmann, and Vergara, 2024). Taking the view that the types correspond to jobs with different task requirements, within type productivity heterogeneity could plausibly be just as important as within type heterogeneity in outside options. Estimates comparing the magnitude of these two dimensions of heterogeneity would be a valuable addition to the literature.

5 Bargaining with incomplete information

There is a long running debate in the empirical literature over the verisimilitude of models involving bargaining versus wage posting (Caldwell and Harmon, 2019; Lachowska, Mas, Saggio, and Woodbury, 2022; Caldwell, Haegele, and Heining, 2024a; Townsend and Allan, 2024). How can monopsony provide a suitable model of labor markets if we know that some workers do, in fact, bargain over wages (Hall and Krueger, 2012; Brenzel, Gartner, and Schnabel, 2014; Faberman, Mueller, Şahin, and Topa, 2022; Caldwell, Haegele, and Heining, 2024a)? This section demonstrates that monopsony-like behavior can emerge even when bargaining is present, provided that we retain the assumption that workers' outside options are private information. The simplest version of this model has the firm post a maximum wage and workers decide whether to join the firm taking that maximum as given. We then discuss a more sophisticated model where workers also post a minimum acceptable wage and bargaining results in a wage between the firm's maximum and each worker's minimum. When both sides play optimally, an increase in the firm's bargaining strength raises profits, which may provide an explanation for why firms often prefer (when possible) to commit to posted wages.

5.1 Posting maximal wages

Suppose that instead of committing to a posted wage, the firm announces a maximal wage \bar{w} . If that maximal wage turns out to be above the worker’s private reservation value b , the worker and firm negotiate a final wage $w(b) = \omega\bar{w} + (1 - \omega)b$ and the worker is hired. Since \bar{w} is chosen by the firm, it is useful to think of $\omega \in [0, 1]$ as indexing the firm’s bargaining strength: when $\omega = 1$, the firm can unilaterally dictate wages as in the basic monopsony model, while when $\omega = 0$, the firm has no influence over the final wage, only who gets hired. We can equivalently view the outcome of the final wage negotiation as resulting in wage \bar{w} with probability ω and wage b with probability $1 - \omega$. In either case, this wage setting protocol presumes that once the firm “meets” the worker, their value of b is revealed and used to determine a final wage. Survey evidence from Caldwell, Haegle, and Heining (2024a) corroborates this timing assumption, finding that worker-firm interactions typically begin with the worker providing a salary expectation at the beginning of the bargaining process. We postpone for the moment the question of whether the worker’s salary demand truthfully reveals b .

When deciding the maximal wage, the firm doesn’t know b , only that $b \sim F$. From the firm’s perspective, this setting is equivalent to an auction, where the probability of “winning” the auction is $F(\bar{w})$ and the expected value of the prize is $p - \omega\bar{w} - (1 - \omega)\mathbb{E}[b|b < \bar{w}]$. Hence, the firm’s expected profits can be written

$$\Pi(\bar{w}; \omega) = F(\bar{w})(p - \omega\bar{w}) - (1 - \omega) \int_b^{\bar{w}} b dF(b).$$

The first-order condition for the maximal wage is:

$$f(\bar{w})(p - \bar{w}) = \omega F(\bar{w}).$$

When $\omega = 1$ this expression is identical to the first-order condition (1) characterizing the monopsony wage. As before, log-concavity of F assures us of a unique solution \bar{w}^* to this equation. Rearranging, we obtain an expression analogous to (2) for the optimal maximal wage

$$\bar{w}^* = \frac{\phi(\bar{w}^*)/\omega}{1 + \phi(\bar{w}^*)/\omega} p. \tag{11}$$

This expression for the maximal wage mirrors the wage setting choice of a monopsonist with perceived labor supply elasticity schedule $\phi(w)/\omega$. As ω grows large, the maximum wage falls, which accords with the interpretation of ω as the firm’s bargaining weight. Note however that when $\omega < 1$, the maximal wage is set higher than the monopsony wage, which raises efficiency by leading to greater employment. As $\omega \rightarrow 0$,

hiring becomes fully efficient, with all workers possessing an outside option $b \leq p$ being hired.

Although the maximum wage is set in a monopsonistic fashion that trades off size against expected per worker profit, the ex-post wage of each worker depends on their outside option, which generates wage dispersion within the firm. Ex-post wages within the firm are distributed on the interval $[\omega\bar{w}^* + (1-\omega)\underline{b}, \bar{w}^*]$ with distribution function $w \mapsto F\left(\frac{w-\omega\bar{w}^*}{1-\omega}\right)/F(\bar{w}^*)$. As the firm's bargaining power ω approaches one, within firm wage dispersion collapses.

The mean wage can be written

$$\mu = \int_{\omega\bar{w}^* + (1-\omega)\underline{b}}^{\bar{w}^*} \frac{w}{1-\omega} f\left(\frac{w-\omega\bar{w}^*}{1-\omega}\right) / F(\bar{w}^*) dw.$$

In the special case where F follows a power function distribution, (11) implies that $\bar{w}^* = \frac{\phi}{\phi+\omega}p$, which when plugged into the equation above yields $\mu = \frac{\phi}{1+\phi}p$. Consequently, an increase in ω will reduce the maximum wage but boost the lowest wage $\omega\bar{w}^*$, yielding no effect on the mean wage. As this example illustrates, boosting a firm's bargaining strength ought to reduce wage dispersion but the effects on mean wages are ambiguous. To date, surprisingly little evidence exists on how plausibly exogenous changes to firm bargaining power influence within firm wage dispersion, with most of the literature studying impacts on mean wages. Consistent with the power function example, Jäger, Schoefer, and Heining (2021) find no effect on average wages of putting worker representatives on company boards.

The empirical monopsony literature often reports labor supply elasticity estimates derived from instrumenting average wages in a firm size regression (Sokolova and Sorensen, 2021). However, in the present model, only maximum wages are allocative. Somewhat miraculously, in the special case where F takes the power function form, using average instead of maximum wages does not compromise identification because $d \ln \mu = d \ln \bar{w}^* = d \ln p$, which implies that $\phi(\bar{w}^*) = d \ln F(\bar{w}^*) / d \ln \mu$. When F has a variable elasticity, however, instrumenting average wages may under- or over-estimate the elasticity $\phi(\bar{w}^*)$ governing the wage markdown. One approach to circumventing such biases comes from data on job advertisements, which sometimes report wage bands (Batra, Michaud, and Mongey, 2023; Hazell, Patterson, Sarsons, and Taska, 2023). The upper limits of these bands suggest a maximum wage, arguably proxying directly for \bar{w} . A testable implication of this model is that, conditional on \bar{w} , labor supply (i.e., the flow of job applications) should be insensitive to variation in the ex-post realized wages at a firm.

Returning to the case of a general distribution F , the expected profits of the monopsonist are

$$\Pi(\bar{w}^*; \omega) = F(\bar{w}^*) (p - \omega\bar{w}^*) - (1-\omega) \int_{\underline{b}}^{\bar{w}^*} b dF(b).$$

Though increases in the firm’s bargaining weight ω raise profits per worker, they also reduce the number of workers hired. To compute the net effect on the firm’s profits we apply the envelope theorem:

$$\frac{d}{d\omega}\Pi(\bar{w}^*; \omega) = \int_{\underline{b}}^{\bar{w}^*} b dF(b) - F(\bar{w}^*) \bar{w}^* = - \int_{\underline{b}}^{\bar{w}^*} F(b) db < 0,$$

where the second equality follows from integrating by parts. Hence, an increase in the firm’s bargaining weight lowers its total expected profits.

At first blush, it may appear surprising that posting the monopsony wage is less profitable ex-ante than bargaining with $\omega < 1$. Recall, however, that when $\omega = 0$ wages are individually tailored, with each worker paid their outside option. That is, the firm becomes a first degree wage discriminator, which we saw earlier is more profitable than monopsony wage posting. Hence, ω can be thought as parametrizing ex-post wage setting conduct falling between the first degree wage discrimination and wage posting benchmarks, a distinction that we argued earlier hinges on the information structure of the market. When $\omega \approx 1$, the firm cannot discriminate between workers with different outside options, while when $\omega \approx 0$ the firm effectively observes worker outside options. This interpretation may explain why wage posting seems to be common in less-skilled jobs (Caldwell and Harmon, 2019; Lachowska, Mas, Saggio, and Woodbury, 2022; Caldwell, Haegele, and Heining, 2024a), a setting where firms plausibly have little information about worker outside options.

5.2 The double auction model

The above model treated firms and workers asymmetrically: while firms set maximum wages below productivity taking into account the likely response of workers, workers naively set a minimum acceptable wage equal to their outside option b . However, if workers anticipate that the firm will announce maximum wage \bar{w}^* , then they should commit to walking away from any final offer less than \bar{w}^* . Better still, if workers know p , they should commit to walking away from any wage below p . In principle, doing so should yield an equilibrium where the firm proposes $\bar{w} = p$ because the workers’ wage demands have made the relevant F a step function at p . The empirical relevance of such strategic considerations is unclear. For workers to credibly make such commitments would seem to require some degree of centralized bargaining. However, in settings where a small firm (e.g., a technology startup) meets a worker with highly specialized skills, commitments on both sides may be viewed as credible, a possibility we now explore.

Suppose then that p and b are private information but it is common knowledge that $p \stackrel{iid}{\sim} G$ and $b \stackrel{iid}{\sim} F$. Each worker commits to a minimum acceptable wage $\underline{w}(b)$ and the firm commits to a maximum acceptable wage $\bar{w}(p)$. For any $\underline{w}(b) < \bar{w}(p)$ a match will form that yields final wage $w(p, b) = \omega \bar{w}(p) + (1 - \omega) \underline{w}(b)$,

where $\omega \in [0, 1]$. This problem is formally equivalent to the “double auction” model studied by Chatterjee and Samuelson (1983), where the firm is the buyer of labor and the worker is the seller.

Restricting to monotone equilibria, in which the offer functions $\bar{w}(p)$ and $\underline{w}(b)$ are increasing, the results of Chatterjee and Samuelson (1983) and Satterthwaite and Williams (1989) establish that the optimal minimum and maximum wages must obey the following equations:

$$p - \bar{w}(p) = \omega \frac{\tilde{F}(\bar{w}(p))}{\tilde{f}(\bar{w}(p))}, \quad \underline{w}(b) - b = (1 - \omega) \frac{1 - \tilde{G}(\underline{w}(b))}{\tilde{g}(\underline{w}(b))},$$

where $\tilde{F}(w) = F(\underline{w}^{-1}(w))$ and $\tilde{G}(w) = G(\bar{w}^{-1}(w))$ give the distribution of offered minimum and maximum wages respectively, and $\bar{w}^{-1}(\cdot)$ and $\underline{w}^{-1}(\cdot)$ denote inverse offer functions. Note that the first condition, which determines the maximal wage \bar{w} , takes the same form as in the prior model, yielding a wage rule equivalent to (11) where the relevant labor supply elasticity is a feature of the equilibrium object \tilde{F} rather than F . As the second condition reveals, these objects differ because the worker’s bid $\underline{w}(b)$ will now be shaded above b . This shading leads to a new sort of inefficiency, as workers may walk away from offers $\bar{w}(p) > b$. This distortion arises because workers act as monopolists, restricting the probability of a trade to suboptimal levels in order to boost the expected payoff when a transaction occurs.

Cullen and Pakzad-Hurson (2023) show that when F and $1 - G$ are both power function distributions, the offer functions take a simple piecewise linear form that involves workers shading their wage demands up unless b is very high and the firm shading its maximal wage down unless p is very low, where the meaning of very low and very high depends on the elasticity parameters governing the shape of F and G .⁵ As the elasticity $d \ln F(w) / d \ln w$ grows large, implying worker outside options are nearly known to the firm, both \bar{w} and \underline{w} approach \underline{b} . Conversely, as the elasticity $d \ln(1 - G(w)) / d \ln(1 - w)$ grows large, implying p is nearly known, both \bar{w} and \underline{w} approach the upper support point of G . Consequently, both workers and firms have incentives to shroud information about their valuations of employment arrangements.

Contrary to our analysis in the previous subsection of the case where workers naively set $\underline{w} = b$, Cullen and Pakzad-Hurson (2023) show that the firm’s expected profits are increasing in ω , implying that monopsonistic wage posting ($\omega = 1$) should be preferred by the firm to bargaining. They point out that when revelations about coworker wages prompt an additional round of bargaining, wage transparency serves to raise the bargaining power ω of the firm. Increased transparency, therefore, raises the firm’s profitability by allowing it to more nearly approximate the take it or leave it monopsony wage. This insight raises the question of why firms are so resistant to measures intended to improve transparency. Cullen and Pakzad-Hurson (2023) argue that firms cannot credibly commit to transparency on their own as they will be tempted to

⁵Formulas for the degree of shading and the thresholds at which shading becomes zero can be found in equations 11 and 14, respectively, of Cullen and Pakzad-Hurson (2023).

shirk on self-imposed reporting obligations. They provide evidence that legislation mandating transparency suppresses wages, as predicted by their model. The general applicability of the double auction model to the problem of wage determination in modern labor markets is an empirical question, worthy of further investigation.

5.3 Implications of bargaining for empirical work

While the monopsony model implies firms offer high wages only in order to grow large, the bargaining models of this section allow ex-post wages to also reflect non-allocative rent sharing. This distinction has implications both for interpreting estimates of productivity-wage passthrough and IV approaches to estimating labor supply elasticities. To identify a labor supply elasticity, a valid instrument should influence firm size only through its effect on wages. However, if a productivity shock triggers renegotiation with workers, it may have direct effects on employment. Suppose, for example, that when a firm lands a lucrative government contract, workers are able to discern that p has increased. In the double auction model, this revelation may lead workers to increase their wage demands $\underline{w}(b)$. In extreme cases, employment could actually fall as workers now reject more offers. When worker shading responses of this nature are present, IV will tend to underestimate the elasticity $d \ln \tilde{F}(\bar{w}^*) / d \ln \bar{w}^*$ because the shock itself alters the effective supply curve \tilde{F} faced by the firm.

Carvalho, Fonseca, and Santarrosa (2023) provide evidence consistent with such an interpretation. They show that for a sample of large labor intensive firms in Brazil, winning procurement contracts from the government has large effects on wages but no discernible effect on employment. Rather than conclude that the elasticity of supply to the firm is zero, it seems reasonable to infer from these findings that the contract actually shifted the supply curve faced by the firm, violating the exclusion restriction. Quantifying these separate channels nonparametrically is difficult and will tend to require additional instruments and modeling assumptions (Kwon and Roth, 2024). Careful empirical work on the mechanisms mediating the propagation of productivity into wages remains a critically under-explored area of research.

Bargaining models of incomplete information can also potentially rationalize patterns of passthrough heterogeneity across different groups of workers. A common finding in the literature is that productivity-wage passthrough elasticities are higher for higher-wage workers. For instance, Kline, Petkova, Williams, and Zidar (2019) find larger impacts of winning a patent on the wages of workers in the top quartile of earnings and for officers of the company. Garin and Silv erio (2023) estimate that exposure to exchange rate fluctuations yields passthrough to high-skilled blue collar workers roughly double that of less-skilled workers. Likewise, Carbonnier, Malgouyres, Py, and Urvoy (2022) observe that exposure to a corporate tax cut leads

wages to rise only for skilled workers, while Lobel (2024) documents that a firm-specific tax reduction leads wages to rise only for workers in occupations in the highest quintile of the earnings distribution. Finally, in U.S. data, Kennedy, Dobridge, Landefeld, and Mortenson (2022) find that exposure to tax cuts associated with the Tax Cut and Jobs Act (TCJA) yields earnings impacts concentrated in the top 10% of the earnings distribution.

In the basic monopsony model, differences in the wage response to a common productivity shock can only be explained by differences in outside option distributions. While it is possible that higher earning and more skilled workers tend to exhibit higher labor supply elasticities, an alternative explanation is that different sorts of workers have different bargaining weights $1 - \omega$. A not entirely implausible approximation might be that $\omega = 1$ (“wage posting”) for most workers and $\omega \ll 1$ (“bargaining”) for managers and executives. Survey evidence from Caldwell, Haegele, and Heining (2024a) documents that firms are more likely to bargain with workers when recruiting for management positions. An additional explanation for this finding could be that workers in management occupations have direct input over the wage setting process. That is, these workers may, to some extent, set their own pay, an idea central to classic “insider-outsider” models (Blanchard and Summers, 1986; Lindbeck and Snower, 1986; Lindbeck and Snower, 2001) and consistent with evidence that executives often get rewarded for luck (Bertrand and Mullainathan, 2001). Devising credible strategies for separately identifying the influence of bargaining weights and outside options on wages is a central question for frontier research in this area (Caldwell and Harmon, 2019).

6 Endogenous productivity

While the basic model with fixed p is useful for developing intuition, it is highly unrealistic. In practice, we expect productivity to vary with wages for at least three reasons. First, the firm’s production may exhibit increasing or decreasing returns to scale. Second, product markets are unlikely to be perfectly competitive, which suggests that when wages – and consequently employment – rise, output prices should fall. Importantly, this is a long run prediction, as output prices may be sticky. Third, higher wages can exert a direct effect on productivity by boosting morale and preventing shirking on the job, as in classic efficiency wage models (Shapiro and Stiglitz, 1984; Akerlof and Yellen, 1990), or they can attract more skilled workers as discussed earlier in Section 4.3. While the firm does not need to separate these considerations when determining the optimal wage, understanding the relative importance of these factors can help to interpret empirical evidence within the monopsony framework.

Let $p(w)$ denote the revenue per worker achieved when the wage is set to w . Though we will refer to this quantity as worker productivity, it is important to keep in mind that $p(w)$ is a measure of average

productivity which may differ from marginal productivity with nonlinear production functions. The firm's profit function can be written

$$\Pi(w) = F(w)[p(w) - w].$$

We assume that $p(w)$ is twice continuously differentiable. Hence, the necessary condition for optimal wage setting is

$$\frac{f(w)}{F(w)} = \frac{1 - p'(w)}{p(w) - w}.$$

It is natural here to restrict the function $w \mapsto p(w) - w$ to be strictly log-concave, which guarantees that the right hand side of this equation is increasing. Note that log-concavity does not rule out that $p'(w) > 1$ over some range of w , as could arise if efficiency wages are particularly strong at certain wage thresholds. Rather, the assumption limits the global convexity of productivity in the wage, requiring that $p''(w) / [p'(w) - 1]^2 < [p(w) - w]^{-1}$ for all $w \in [\underline{b}, \bar{b}]$. Let $\pi(w) = wp'(w) / p(w)$ denote the wage elasticity of productivity. In the isoelastic case where $\pi(w) = \pi$, a sufficient condition for strict log-concavity to hold is the restriction that $\pi \leq 1$, which ensures that wages cannot serve as a money pump for the firm.

Rearranging the above equation yields the optimal wage as a function of the productivity elasticity and the elasticity of labor supply

$$w^* = \frac{\pi(w^*) + \phi(w^*)}{1 + \phi(w^*)} p(w^*). \quad (12)$$

A version of this expression was encountered earlier in Section 4.3, where a positive productivity elasticity arose due to correlations between worker quality and outside options. In (12), we are entertaining a wider range of potential productivity shifters, which renders the sign of $\pi(w^*)$ ambiguous a priori. When $\pi(w^*) < 0$, as can arise with a large product demand elasticity or decreasing returns to scale production, the wage will be marked down further below productivity than would be expected based upon the labor supply elasticity alone. When $\pi(w^*) > 0$ the wage markdown shrinks because it is optimal for the firm to “pay for productivity.” Finally, note that while $\pi(w)$ can exceed one at some wage levels, the optimal wage must exhibit $\pi(w^*) \leq 1$, as profits would otherwise be negative.

To think more carefully about the likely sign of $\pi(w^*)$, it is useful to introduce some additional assumptions. Suppose the firm produces output via a production function $Y(w) = \tilde{Y}(F(w), w)$, where employment and the wage are taken as separate inputs. Output is sold at price $P(Y(w))$. Average productivity can then be written

$$p(w) = P\left(\tilde{Y}(F(w), w)\right) \tilde{Y}(F(w), w) / F(w).$$

In this formulation $w^*/p(w^*)$ gives the ratio of the firm's wage bill to total revenue, which will serve as “labor's share” in this simple model that neglects capital and recruiting costs. According to (12), labor's

share depends on both the elasticity of labor supply and the productivity elasticity.

Differentiating $\ln p(w)$ with respect to w yields

$$\pi(w) = \frac{\varepsilon(w) - 1}{\varepsilon(w)} [\eta_F(w) \phi(w) + \eta_w(w)] - \phi(w), \quad (13)$$

where $\varepsilon(w) \equiv -P(Y(w)) / (Y(w) P'(Y(w))) > 1$ is the elasticity of demand, $\eta_F(w) \equiv \frac{\partial \tilde{Y}(F(w), w)}{\partial F(w)} \frac{F(w)}{Y(w)}$ is the returns to scale of production, and $\eta_w(w) \equiv \frac{\partial \tilde{Y}(F(w), w)}{\partial w} \frac{w}{Y(w)}$ is the direct effect of wages on productivity. Inspection of this formula reveals that for $\pi(w^*)$ to be positive requires either strongly increasing returns to scale ($\eta_F(w^*) > \frac{\varepsilon(w^*)}{\varepsilon(w^*) - 1}$) or sizable efficiency wage effects ($\eta_w(w^*) > \phi(w^*) \frac{\varepsilon(w^*)}{\varepsilon(w^*) - 1}$), neither of which seem particularly plausible in most sectors.

It is common to work with specifications imposing constant returns to scale, in which case (13) simplifies to $[(\varepsilon(w) - 1) \eta_w(w) - \phi(w)] / \varepsilon(w)$. The sign of $\pi(w^*)$ now hinges on the relative magnitude of the direct wage elasticity $\eta_w(w^*)$ and the labor supply elasticity $\phi(w^*)$. While sizable efficiency wage effects have been documented in certain specialized settings (Cappelli and Chauvin, 1991; Emanuel and Harrington, 2020; Coviello, Deserranno, and Persico, 2022; Ruffini, 2022), it is conventional to assume that $\eta_w(w) = 0$, which implies $\pi(w^*) < 0$. While a negative $\pi(w^*)$ is plausible, surprisingly large values of this elasticity are required to rationalize productivity passthrough elasticities of the magnitude typically encountered in the literature.

6.1 Productivity passthrough revisited

Defining passthrough in the present framework is complicated by the fact that productivity is now endogenous to wages. Suppose that productivity depends multiplicatively on some exogenous factor x such that $p(w) = x\tilde{p}(w)$. Hence, $\frac{d \ln p(w^*)}{d \ln x} = 1 + \tilde{\pi}(w^*) \frac{d \ln w^*}{d \ln x}$, where $\tilde{\pi}(w) = w\tilde{p}'(w) / \tilde{p}(w)$. Note, however, that $\tilde{\pi}(w) = \pi(w)$, which allows us to simplify the notation. Totally differentiating (12) and rearranging yields the following expression for the passthrough elasticity with respect to x :

$$\left[1 - \pi(w^*) - \frac{\pi(w^*)}{\pi(w^*) + \phi(w^*)} \dot{\pi}(w^*) - \left(\frac{\phi(w^*)}{\pi(w^*) + \phi(w^*)} - \frac{\phi(w^*)}{1 + \phi(w^*)} \right) \dot{\phi}(w^*) \right]^{-1} \equiv \rho_x(w^*), \quad (14)$$

where $\dot{\pi}(w) = w\pi'(w) / \pi(w)$ is the super-elasticity of productivity. To date, the literature has focused on the isoelastic case where $\dot{\pi}(w^*) = \dot{\phi}(w^*) = 0$, which implies that $\rho_x(w^*) = [1 - \pi(w^*)]^{-1}$. Moreover, the possibility of direct effects of wages on productivity has largely been ignored, implying that passthrough elasticities below unity requires either decreasing returns to scale or finite product demand elasticities. Because empirical passthrough elasticities are typically far below one, the implied values of $\pi(w^*)$ are

typically very negative, yielding low revenue returns to scale: $[\varepsilon(w^*)^{-1} - 1] \eta_F(w^*)$ in the notation above. For example, Lamadon, Mogstad, and Setzler (2022) find an average revenue returns to scale across 8 US regions of only 0.79.

As both Card, Cardoso, Heining, and Kline (2018) and Jäger, Schoefer, Young, and Zweimüller (2020) note, many studies find estimates of $\rho_x(w^*)$ in the range 0.05-0.20 with a focal value being 0.1. To rationalize $\rho_x(w^*) = 0.1$ with an isoelastic model requires $\pi(w^*) = -9$. From (13), for average productivity to be so sensitive to wages when $\eta_w = 0$ requires

$$\left[1 + \underbrace{\frac{1 - \varepsilon(w^*)}{\varepsilon(w^*)}}_{\text{prod markup}} \cdot \underbrace{\eta_F(w^*)}_{\text{RTS}} \right] \cdot \underbrace{\phi(w^*)}_{\text{LS}} = 9.$$

Suppose that $\phi(w^*) = 6$, which (rounding down to the nearest integer) accords with the value found by Lamadon, Mogstad, and Setzler (2022). Then the product markup times the returns to scale must equal 1/2. Constant returns to scale would therefore require a 50% product markup, which seems implausibly large for many sectors. If, instead, we suppose product prices are marked up only 20% over marginal cost and that the returns to scale of the production function is 0.9, then the model suggests a labor supply elasticity of roughly 7.6, which implies a labor markdown of only 12%.

6.2 A profitability puzzle

While one may be content to avoid the parsing of returns to scale from product markups, this distinction is important for understanding the incidence of productivity shocks. When product price markups are small, idiosyncratic productivity improvements will be captured primarily by firm owners rather than passed on to consumers. In light of this observation, it seems natural to study data on firm profitability.

While it is common to treat either the profit margin or labor's share as a moment to be matched in estimation, there are reasons to be wary of such exercises as accounting profits need not equal economic profits. Indeed, many firms report negative accounting profits for successive years, a phenomenon which may reflect both dynamic considerations and accounting tricks designed to minimize tax burden. Moreover, a recent literature finds that a non-negligible share of corporate profits in the US and EU is hidden in tax havens (Guvenen, Mataloni Jr, Rassier, and Ruhl, 2022; Fuest, Greil, Hugger, and Neumeier, 2022; Tørsløv, Wier, and Zucman, 2023).

From (12), the profit margin can be written

$$\frac{\Pi(w^*)}{p(w^*)F(w^*)} = \frac{1 - \pi(w^*)}{1 + \phi(w^*)}. \quad (15)$$

This expression reflects that the firm captures rents in both the product and labor markets. Supposing as before that $\pi(w^*) \approx -9$ and $\phi(w^*) \approx 6$ yields a profit margin of $10/7 \cdot 100 \approx 142\%$, which strains credulity. The observation that empirical monopsony models yield implausibly high levels of profitability has been made elsewhere by Bloesch, Larsen, and Yding (2024), who argue that the phenomenon is driven by neglecting the costs of recruiting workers. The omission of adjustment costs from such models is certainly part of the story. Another potentially important factor, however, is the dubious assumption that the labor supply elasticity is constant.

6.2.1 Variable labor supply elasticities

To illustrate the potential importance of a variable elasticity, let us maintain the assumptions that $\dot{\pi}(w^*) = 0$ and $\rho_x = 0.1$, but suppose, as in Card, Cardoso, Heining, and Kline (2018), that outside options follow a shifted power distribution, which exhibits super-elasticity $\dot{\phi}(w) = -(w/\underline{b} - 1)^{-1}$. Plugging these assumptions into (14) yields the restriction

$$0.1 = \left[1 - \pi(w^*) + \left(\frac{\phi(w^*)}{\pi(w^*) + \phi(w^*)} - \frac{\phi(w^*)}{1 + \phi(w^*)} \right) \frac{1}{w^*/\underline{b} - 1} \right]^{-1}.$$

For any choice of labor supply elasticity $\phi(w^*)$ and any ratio w^*/\underline{b} of the monopsony wage to the outside option of the worker most eager to work at the firm, it is straightforward to solve numerically for the wage elasticity of worker productivity $\pi(w^*)$.

The heatmaps in Figure 5 display the results of such an exercise where the solutions are plotted over a rectangular grid of $\phi(w^*)$ and w^*/\underline{b} values. As illustrated in Panel (a), the shifted power specification yields profit margins ranging from 9% to 80%. For instance, setting $w^*/\underline{b} = 1.2$ and choosing $\phi(w^*) = 4$ implies a super-elasticity of $\dot{\phi}(w^*) = -5$ and a profit margin of roughly 63%. These parameter choices yield $\pi(w^*) \approx -2.2$, implying that raising wages lowers average productivity but by far less than in the calibration featuring isoelastic labor supply.

While $\pi(w^*) > 0$ was inconsistent with low passthrough in the isoelastic model, Panel (b) of Figure 5 reveals that a positive wage elasticity of worker productivity emerges when the monopsony wage is sufficiently low. Under the shifted power model, a low wage yields a large negative superelasticity that dissipates passthrough, requiring a countervailing productivity effect to rationalize even $\rho_x = 0.1$. However, the wage

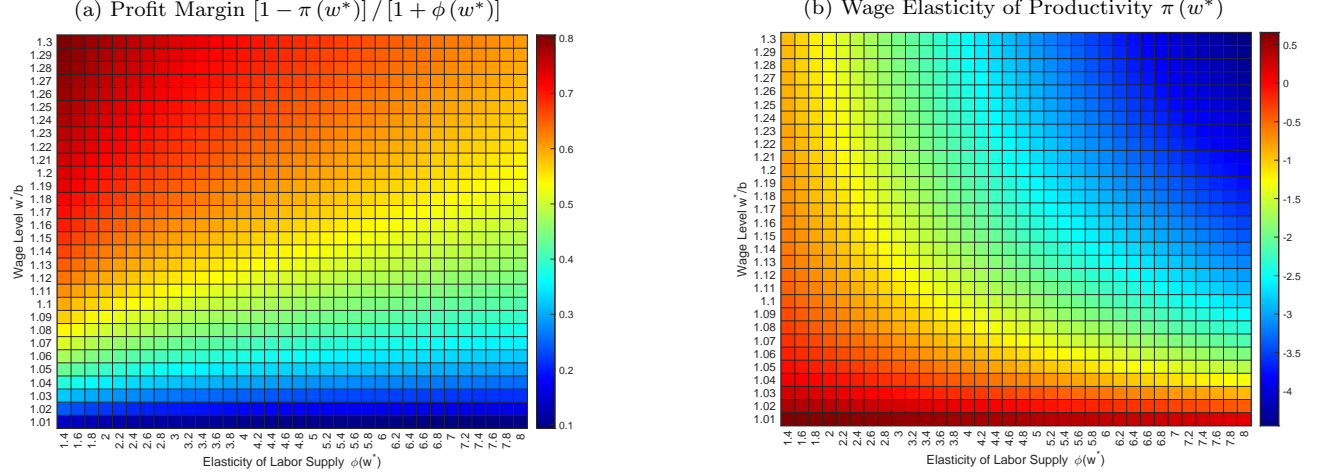


Figure 5: Profit Margin and Wage Elasticity of Productivity as a Function of $\phi(w^*)$ and w^*/\underline{b} under Shifted Power Distribution and $\rho_x(w^*) = 0.1$

levels generating this behavior are extremely low, suggesting that workers extract trivial rents from the employment relationship, a finding inconsistent with experimental evidence on employment rents (e.g., Mas and Pallais, 2019).

6.2.2 Adjustment costs

The models discussed so far neglect the non-wage costs associated with bringing workers to the firm. Bloesch, Larsen, and Yding (2024) argue that carefully accounting for these costs can produce more plausible estimates of profits due to labor market power that align closely with the national accounts. There are at least two such costs that can be economically important. One is the cost of equipping or training a worker when they are first hired. Another is the cost involved in sourcing a candidate (e.g., by posting a vacancy or searching for referrals) and persuading them to join the firm (e.g., via a hiring bonus).

To appreciate the potential implications of accounting for the first sort of cost, suppose that firm profits are given by

$$\Pi(w) = F(w) [p(w) - w] - C(F(w)),$$

where $C(\cdot)$ is a hiring cost function that is increasing but may be concave or convex. In addition to mechanically dissipating profits, the introduction of hiring costs impacts wage setting behavior. The first-order condition for wages becomes

$$\frac{f(w)}{F(w)} [p(w) - w - C'(F(w))] = 1 - p'(w).$$

With a bit of algebra, the above expression can be rearranged into the following wage equation:

$$\begin{aligned} w^* &= \frac{\pi(w^*) + \phi(w^*)}{1 + \phi(w^*)} p(w^*) - \frac{\phi(w^*)}{1 + \phi(w^*)} C'(F(w^*)) \\ &= \frac{\pi(w^*)}{1 + \phi(w^*)} p(w^*) + e(w^*) [p(w^*) - C'(F(w^*))]. \end{aligned}$$

The first line is the monopsony wage in (12) augmented with a term that is decreasing in the hiring cost of the marginal worker times the exploitation index $e(w^*)$. As the elasticity of supply to the firm approaches infinity, $w^* \approx p(w^*) - C'(F(w^*))$, reflecting that the hiring cost effectively lowers the marginal worker's net productivity. The second line provides a reinterpretation of this expression as a markdown of net productivity. The first term in the second line captures the portion of the contribution of the wage change to average productivity captured by the firm in higher profits. The second term marks wages down relative to average productivity net of marginal hiring costs. An upshot of this simple extension is that markdowns may be substantially overstated by comparing wages to average output per worker: the relevant benchmark should be net rather than gross productivity.⁶

Several quasi-experimental estimates of the ratio $C'(F(w^*)) / w^*$ exist. Kline, Petkova, Williams, and Zidar (2019) and Kline, Petkova, Williams, and Zidar (2021) find marginal hiring costs of just over a year's worth of earnings in a sample of small firms. Jäger and Heining (2022) find similar estimates when studying firm responses to worker death in a panel of small German firms using a dynamic extension of the model in Kline, Petkova, Williams, and Zidar (2019). In contrast, Bloom (2009) finds that rationalizing firm level responses to an aggregate measure of uncertainty shocks in a competitive model yields very low adjustment costs estimates, equivalent to about 2% of a year's worth of annual earnings. Kline (2008) finds similarly small estimates when rationalizing employment and wage responses of the oil and gas field services industry to oil price fluctuations with a competitive model. Dube, Freeman, and Reich (2010) study the California Employment Survey and find that replacement costs average about 9% of annual earnings but rise with wage levels. The wide range of estimates provided here suggests there is substantial room to improve on the measurement of direct hiring costs.

Additional empirical difficulties arise when broader notions of recruiting cost are considered. Suppose that the number of workers that can be attracted at wage w given recruiting expenditure level R is $F(w, R)$ and that $\partial F(w, R) / \partial R \geq 0$. This specification of F can potentially be microfounded by allowing recruiting effort to change worker consideration sets via the posting and advertising of vacancies or for worker reservation wages b to be influenced via recruiting events and signing bonuses. Since recruiting expenses boost output

⁶Manning (2006) considers a dynamic model where the costs of hiring may also depend on directly on w . When costs take the form $C(w, F(w))$ in the model above, another term of the form $\frac{w}{\phi(w)F(w)} \frac{\partial}{\partial w} C(w, F(w))$ must be deducted from gross productivity to arrive at net productivity.

conditional on wages we will write average productivity as $p(w, R)$. If returns to scale are non-increasing and recruiting has no direct effect on worker quality or effort then it is reasonable to assume that $\partial p(w, R) / \partial R < 0$ because increases in output should lower product price. The firm's problem is to choose w and R to maximize

$$\Pi(w, R) = F(w, R) [p(w, R) - w] - R.$$

As with direct hiring costs, the introduction of recruiting effort mechanically dissipates firm profits but has nuanced implications for the proper measurement of wage markdowns. Additive separability of the recruiting cost ensures that optimal wages w^* obey a condition mirroring equation (12). Letting $\phi(w, R) = \frac{\partial}{\partial \ln w} \ln F(w, R)$ and $\pi(w, R) = \frac{\partial}{\partial \ln w} \ln p(w, R)$, optimal recruiting expenditures R^* and wages w^* solve the following pair of equations:

$$\begin{aligned} R^*/F(w^*, R^*) &= [p(w^*, R^*) - w^*] \frac{\partial}{\partial \ln R} \ln F(w^*, R^*) + \frac{\partial}{\partial \ln R} p(w^*, R^*), \\ w^* &= \frac{\pi(w^*, R^*) + \phi(w^*, R^*)}{1 + \phi(w^*, R^*)} p(w^*, R^*). \end{aligned}$$

While the semblance of this wage equation to (12) may appear comforting, a closer look reveals that standard IV approaches will fail to identify the elasticities $\pi(w^*, R^*)$ and $\phi(w^*, R^*)$. The fundamental problem is one of excludability: exogenous productivity shifts $d \ln x$ are no longer valid instruments for wages because they also raise optimal recruiting expenditure. Consequently,

$$\frac{d}{d \ln x} \ln F(w^*, R^*) = \phi(w^*, R^*) \frac{d \ln w^*}{d \ln x} + \frac{\partial}{\partial \ln R} \ln F(w^*, R^*) \frac{d \ln R^*}{d \ln x} > \phi(w^*, R^*) \frac{d \ln w^*}{d \ln x}.$$

In words, the ratio of the impact of a productivity increase $d \ln x$ on employment to its impact on wages will tend to overestimate the elasticity relevant for measuring the markdown. Likewise, assuming that $\pi(w^*, R^*) < 0$, standard IV approaches will overstate $|\pi(w^*, R^*)|$ because $\frac{d}{d \ln x} \ln p(w^*, R^*) / \frac{d w^*}{d \ln x} < \pi(w^*, R^*)$. The net result of these two overstatements on estimated markdowns is difficult to express analytically. However, if each elasticity is overstated by the same proportion, the markdown itself will be overstated provided that $\phi(w^*, R^*)$ is at least one, with larger values of that elasticity yielding greater overstatement.⁷

If R were capable of being measured directly, one could resolve these difficulties by instrumenting both wages and recruiting expenditure. Unfortunately, recruiting costs are notoriously difficult to measure, particularly at the level of individual firms. While data on vacancy posting and filling rates have sometimes

⁷Suppose that each elasticity is multiplied by a constant $K > 1$. If $\phi(w^*, R^*) > 1$ then $\frac{K\pi(w^*, R^*) + K\phi(w^*, R^*)}{1 + K\phi(w^*, R^*)} = \frac{K}{1 + K\phi(w^*, R^*)} \frac{\pi(w^*, R^*) + \phi(w^*, R^*)}{1 + \phi(w^*, R^*)} < \frac{\pi(w^*, R^*) + \phi(w^*, R^*)}{1 + \phi(w^*, R^*)}$.

been used to develop proxies for recruiting effort (e.g., Davis, Faberman, and Haltiwanger, 2012), Davis, Faberman, and Haltiwanger (2013) estimate using data from the Job Opening and Labor Turnover Survey that more than one third of hires occur without a vacancy having been posted. Consequently, the dominant approach has been to work with highly structured models of $F(w, R)$, the parameters of which are identified jointly from the hiring behavior and wages (e.g., Manning, 2006; Morchio and Moser, 2024; Bloesch, Larsen, and Yding, 2024). A useful advance for this literature would be to develop improved proxies of R based upon new types of data: e.g., accounting measures of recruiting expenses combined with information on employee time use within the firm.

A key economic implication of large adjustment costs of either sort is that firms have incentives to create long run relationships with workers. As workers stay with the firm their outside options evolve while their value to the firm likely increases as they learn on the job (Stevens, 1994). To support such relationships, the firm may post tenure-dependent wages that exhibit different markdowns and passthrough behavior. Kline, Petkova, Williams, and Zidar (2019) fail to reject in a sample of small innovative firms that the product market rents accompanying a patent grant are shared exclusively with incumbent workers. Likewise, Carbonnier, Malgouyres, Py, and Urvoy (2022), Garin and Silvério (2023), and Biró et al. (2024) find greater passthrough of productivity shocks to incumbent workers than new hires. One interpretation of such patterns is that wage markdowns are smaller for incumbent workers than new hires. Similar predictions arise from agency models, which posit that wages are backloaded in order to stem moral hazard (e.g., Lazear, 1981; Burdett and Coles, 2003), and from models of employer learning, which predict that wages will drift closer to productivity as information about worker types is revealed (e.g., Baker, Gibbs, and Holmstrom, 1994; Kahn and Lange, 2014). A very different interpretation would be that the wage fluctuations of incumbent workers are simply more likely to reflect bargaining behavior, perhaps because the roles within the organization undertaken by more senior workers are substantively different from those of new hires. Understanding when and why firm wage setting for newly hired workers differs from those of more senior workers remains an important frontier in the literature.

7 Price passthrough of minimum wages

Robinson (1933)'s treatise noted that a carefully chosen minimum wage can increase the employment of a monopsonist by effectively inducing price taking behavior. This classic prediction received renewed interest in the wake of Card and Krueger (1994)'s landmark study of the response of fast food establishments to a hike in New Jersey's minimum wage. Exploiting store specific variation in exposure to the minimum wage, Card and Krueger (1994) found that the hike raised employment at affected establishments, which they

suggested was at odds with the predictions of competitive labor market models.

The monopsony interpretation of Card and Krueger (1994)'s findings was almost immediately criticized on the grounds that the study also found evidence that fast food prices rise in response to minimum wages (Brown, 1995; Welch, 1995). The logic of this critique is straightforward: if fast food firms face a stable product demand curve, then greater employment (which presumably generates more fast food output) should lead prices to fall. That is, minimum wage hikes should yield *negative* passthrough to fast food prices. In contrast, the textbook competitive model predicts that minimum wage hikes generate employment losses, which in turn yield positive price passthrough. Reviewing these arguments, Brown (1999) concludes in an earlier version of this Handbook that “the monopsony model will not replace the competitive diagram in the souls of labor economists.”

Though Card and Krueger (1994)'s specifications estimating price passthrough from variation in store specific exposure were statistically insignificant, several modern studies utilizing higher powered research designs confirm that exposure to minimum wage hikes yield substantial increases in product prices (Harasztosi and Lindner, 2019; Renkin, Montialoux, and Siegenthaler, 2022; Ashenfelter and Jurajda, 2022). In fact, the latter three studies are unable to reject *full* price passthrough, a common finding in the recent empirical literature (Dube and Lindner, 2024). The strong passthrough of minimum wages to prices continues to be cited as evidence that labor markets are essentially competitive, with some authors even using the price passthrough to estimate employment losses (Aaronson and French, 2007). This challenge to the monopsony framework is sufficiently severe that recent papers studying minimum wages in monopsonistic environments resort to assuming that product prices are fixed (e.g., Berger, Herkenhoff, and Mongey, 2022b).⁸

It is useful to review these arguments more carefully using the tools that have been developed so far. Ultimately, the tension with passthrough facts will be seen to lie not with the monopsonistic model of wage setting, but with textbook models of how prices are set. We will show that introducing heterogeneity in demand conditions, variable service quality, or frictions in price setting can generate positive responses of both employment and output prices to a minimum wage hike. Whether the employment and price impacts of minimum wages can be quantitatively rationalized in a monopsonistic framework is an important question for future research.

7.1 Mechanics of minimum wage hikes

In the interest of building up from microeconomic fundamentals, let us again consider the problem of a single monopsonist faced with a stable outside option distribution F . Suppose that our monopsonist is

⁸An exception is Haanwinckel (2023), who specifies and estimates a general equilibrium model containing several other margins of adjustment to minimum wages.

subjected to a binding firm-specific minimum wage $\underline{w} \geq w^*$.⁹ Bereft of the power to dictate wages, the firm acts as a (constrained) price taker, seeking a workforce of size $N \leq F(\underline{w})$. To simplify the analysis, let us shut down efficiency wage effects and decreasing returns to scale by assuming $Y(N, w) = N$. We will additionally assume a constant elasticity of product demand $\varepsilon > 1$, which implies the price of output can be written $P(N) = P_0 N^{-1/\varepsilon}$ for some $P_0 > 0$. Hence, prices and employment are presumed to obey an inverse relationship.

With these assumptions, the firm's profit function can be written $P(N)N - \underline{w}N$. For large enough \underline{w} , the optimal employment level N^* will satisfy the first-order condition $(1 - 1/\varepsilon)P(N^*) = \underline{w}$, which equates the marginal revenue product of a worker to the minimum wage. If the N^* that solves this equation is greater than $F(\underline{w})$, then the firm hires all $F(\underline{w})$ available workers.

Denote by w^{**} the quasi-competitive wage that solves the equation $(1 - 1/\varepsilon)P(F(w^{**})) = w^{**}$. Rearranging (12), the monopsony wage can be expressed as the solution to the equation $(1 - 1/\varepsilon)P(F(w^*))e(w^*) = w^*$. Contrasting these expressions reveals that $w^{**} > w^*$ so long as the labor supply elasticity is finite. At minimum wage levels below w^{**} , the firm will be "starved" for workers, seeking more employees than are willing to work for the firm. This starvation phenomenon is quelled at minimum wage level w^{**} , where the number of workers demanded just equals the number supplied. Above w^{**} , more workers are willing to work for the firm than it wishes to employ.

With these definitions, the optimal employment of the firm can be concisely expressed as the following piecewise function of the minimum wage level:

$$N^*(\underline{w}) = \begin{cases} F(w^*) & \text{if } \underline{w} < w^* \\ F(\underline{w}) & \text{if } \underline{w} \in [w^*, w^{**}] \\ F(w^{**})(\underline{w}/w^{**})^{-\varepsilon} & \text{if } \underline{w} > w^{**}. \end{cases}$$

In the first range, the minimum wage does not bind and employment is set at the monopsonistic level. In the second range, the minimum wage binds and further hikes in the minimum yield employment increases by increasing the number of workers willing to work for the firm. In the third range, supply outstrips demand and employment decreases with wages isoelastically.

Leaving out the points where the elasticity is not defined, we can write the employment and passthrough

⁹Derenoncourt and Weil (2024) and Datta and Machin (2024) both study variation in wage floors that is arguably firm-specific.

elasticities to the minimum wage as piecewise functions

$$\frac{d \ln N^*(\underline{w})}{d \ln \underline{w}} = \begin{cases} 0 & \text{if } \underline{w} < w^* \\ \phi(\underline{w}) & \text{if } \underline{w} \in (w^*, w^{**}) \\ -\varepsilon & \text{if } \underline{w} > w^{**}, \end{cases} \quad \frac{d \ln P(N^*(\underline{w}))}{d \ln \underline{w}} = \begin{cases} 0 & \text{if } \underline{w} < w^* \\ -\phi(\underline{w})/\varepsilon & \text{if } \underline{w} \in (w^*, w^{**}) \\ 1 & \text{if } \underline{w} > w^{**}. \end{cases}$$

A striking qualitative implication of the model then is that both employment and prices should exhibit a non-monotone relationship with minimum wages, with sign reversals occurring exactly at the quasi-competitive wage. It is difficult to directly evaluate this prediction, as doing so would seem to require an experiment involving either a particular firm, or a set of firms known to have common thresholds (w^*, w^{**}) . Rather, existing studies of minimum wages report evidence on the average behavior of collections of firms that vary in their pre-existing wage levels. In fact, establishment level differences in w^* provide a popular source of identifying variation in exposure to minimum wage changes, leveraged by Card and Krueger (1994) and Harasztosi and Lindner (2019) (among others) to infer average effects of the minimum wage on outcomes; see Dube and Lindner (2024) for discussion.

7.2 An aggregation paradox

The non-monotone responses predicted by the monopsony model amplify the formidable challenges involved in inferring microeconomic mechanisms from aggregate responses.¹⁰ To illustrate this point, we will now consider the effects of a small minimum wage hike in a population of firms with different values of the thresholds (w^*, w^{**}) . Each firm faces a stable outside option distribution F , which they believe to be invariant to the level \underline{w} of the minimum wage. This belief, which ensures a non-monotone relationship between employment and minimum wages captured by our previous formulas, might be justified if these firms draw workers primarily from non-employment or uncovered sectors. Despite the negative relationship between employment and prices present at each firm, it will prove possible for the average response to a minimum wage hike of both prices and employment to be positive.

To keep the problem tractable, suppose that each firm is one of two types. Type 1 firms are intrinsically higher wage firms than their type 2 counterparts in the sense that $w_1^* > w_2^*$ and $w_1^{**} > w_2^{**}$. Suppose that this difference is attributable to greater productivity among type 1 firms and let a share $s \in (0, 1)$ of the firms be of type 1. Assume further that the minimum wage is initially set in the range $\underline{w} \in (w_1^*, w_1^{**}) \cap (w_2^{**}, \infty)$; that is, the minimum wage is set below the quasi-competitive level for type 1 but not type 2 firms. Finally,

¹⁰Kline and Tartari (2016) study closely related identification challenges posed by non-monotone labor supply responses to transfer programs exhibiting phase in and phase out regions.

suppose the two firm types face a common labor supply elasticity ϕ but the demand elasticity of type 1 firms ε_1 is higher than the elasticity at type 2 firms ε_2 .

A clean numerical example results from the choice $\phi = 4$, $\varepsilon_1 = 8$, $\varepsilon_2 = 2$. The average effect of a small increase in the minimum wage on employment and prices is given by the following expressions:

$$\mathbb{E} \left[\frac{d \ln N^*(\underline{w})}{d \ln \underline{w}} \right] = s\phi - (1-s)\varepsilon_2 = 6s - 2,$$

$$\mathbb{E} \left[\frac{d \ln P(N^*(\underline{w}))}{d \ln \underline{w}} \right] = -s\phi/\varepsilon_1 + (1-s) = 1 - \frac{3}{2}s.$$

For a type 1 share $s \in (1/3, 2/3)$ both the employment and price responses are positive. Evidently, the qualitative pattern of aggregate responses can easily mislead us about the microeconomic structure of product demand. While these parameter values were chosen for analytical convenience, it is clear that this qualitative pattern can be generated for a range of parameter values where $\varepsilon_1 > \phi > \varepsilon_2$.

Do higher wage firms have higher product demand elasticities? There is substantial evidence that firms in tradable sectors tend to exhibit higher wages (Bernard, Jensen, Redding, and Schott, 2007) and to face more difficulty passing cost shocks through to customers (Harasztosi and Lindner, 2019). Likewise, in the fast food sector, one might expect restaurants in urban areas to exhibit higher wages and higher demand elasticities than peer stores in rural areas where competitors tend to be further away. Rationalizing a passthrough elasticity of 1/4, which is what Harasztosi and Lindner (2019) find for manufacturing firms in Hungary, requires $s = 1/2$. This choice yields a net employment elasticity of one, whereas Harasztosi and Lindner (2019) find an empirical employment elasticity in manufacturing of -0.31. There are many combinations of parameters capable of rationalizing the reduced form finding that $\mathbb{E}[d \ln N^*(\underline{w})/d \ln \underline{w}] = -0.31$ and $\mathbb{E}[d \ln P(N^*(\underline{w}))/d \ln \underline{w}] = 1/4$. One plausible solution is: $s = 0.38$, $\phi = 4$, $\varepsilon_1 = 4.11$, $\varepsilon_2 = 2.95$.

This back of the envelope calibration is obviously quite crude for at least two reasons. One is that we have ignored factors of production other than labor. When wages account for a smaller share of firm costs then both the employment gains generated by minimum wage hikes at firms with wages in the range (w^*, w^{**}) and the employment losses at firms with wages exceeding w^{**} will tend to be attenuated, though not necessarily by the same amount. Another limitation is that we have assumed the minimum wage affects only two types of firms that account for a small share of employment in a market. A marketwide hike in the minimum wage that already binds at a large share of firms will tend to change the outside option distribution F . One way to model the influence of minimum wages on F would be to use the non-sequential search framework discussed in section 2.2.3, a task that we leave to future research.

7.3 Accounting for quality

It is notable that the studies finding nearly full passthrough of minimum wages to consumers are in sectors involving substantial face to face interaction. An important component of demand in fast food establishments and drug stores is the quality of service. How long must one wait in line to get a prescription filled? How helpful is the person taking the order? These are dimensions of output that, if increased, can raise, rather than lower, prices.

There are two channels through which wages can influence service quality. One is by changing the mix of workers recruited, a channel that was already discussed in Section 4.3. Corroborating this channel, Giuliano (2013) finds that a large retailer adjusted to a minimum wage hike by not only expanding employment of teenagers – behavior consistent with the pre-existing teenager wage falling below the quasi-competitive level – but also by hiring more affluent teenagers. She provides evidence that this compositional shift constitutes a form of quality upgrading, among other reasons because “shrinkage” rates (merchandise lost or damaged) fell at stores where teenage employment increased. Likewise, Horton (2025) provides experimental evidence that forcing employers in an online job market to offer higher wages leads them to hire more skilled workers.

Quality might also respond directly to wages due to traditional efficiency wage effects. While earlier in this section we introduced efficiency wages as a factor boosting output, it seems plausible that the relevant dimension over which efficiency wages operate in these sectors is the quality rather than quantity of output. This channel is most likely to be important in service sectors where it is difficult for supervisors to monitor employee interactions with customers. Ruffini (2022) provides evidence that a minimum wage hike boosted the quality of care in nursing homes, finding that the minimum wage led to a decrease in the rate of nursing home accidents and deaths. Likewise, Emanuel and Harrington (2020) document sizable productivity improvements among customer service representatives at a Fortune 500 company in the wake of an exogenous pay increase. They find that customer satisfaction with service representatives increased in the wake of an exogenous wage hike. Finally, Brown and Herbst (2023) find that a minimum wage hike affecting childcare centers yields increases in proxies of subjective and objective service quality. It is plausible that these two channels together account for a non-trivial share of minimum wage price passthrough in the sectors that have been the focus of this literature.

7.4 Sticky prices

The claim that a firm’s prices and employment must respond in opposite directions to a minimum wage change rests fundamentally on the presumption that the firm continuously optimizes the price of its output against a stable demand curve. However, demand is clearly not stable in nominal terms when inflation is

present. Moreover, a large body of evidence documents that product prices typically adjust in a lumpy manner: a finding which is almost universally taken to signal the presence of adjustment costs (Nakamura and Steinsson, 2008; Alvarez, Lippi, and Paciello, 2011; Alvarez, Lippi, and Oskolkov, 2022).

In an inflationary economy where firms regularly (but infrequently) raise product prices, it is plausible that minimum wage hikes trigger planned price adjustments that would have occurred anyway. If price and wage adjustments share a common fixed cost, then implementing a legally mandated wage increase should lower the cost of additionally adjusting output prices. Contrary to the predictions of our static model, these price adjustments might occur even among firms that do not change their employment in response to the minimum wage. Importantly, these price adjustments will tend to be positive in nominal terms, even if the firm’s “frictionless” price target has fallen in real terms.

Suppose that we compare a set of firms for which the minimum wage is initially “just binding” (i.e., $\underline{w} = w^*$) to a set of firms for which the minimum wage does not bind (i.e., $\underline{w} < w^*$). In the short run, the just binding group will hire more workers and hike their nominal prices. By contrast, only a small fraction of the control group of firms unaffected by the minimum wage will update their prices each month, leading to very gradual price adjustment on average. A short run comparison would find that the minimum wage raised the employment of affected fast food restaurants, while also yielding positive passthrough. In the longer run, however, this estimated passthrough would diminish as the control group catches up via regular nominal price adjustments. If the minimum wage hike is permanent and indexed to inflation, it is possible that the long run effect on prices will turn negative, consistent with the negative passthrough prediction of the static monopsony model.

Renkin, Montialoux, and Siegenthaler (2022) find in a panel of US grocery and drug stores that most price adjustments occur within 3 months of the passage (rather than implementation) of a minimum wage law, suggesting that firm pricing decisions are forward looking. However, they do not test whether the magnitude of price adjustment was affected or if the minimum wage hike simply sped up adjustments that would have occurred anyway. One prediction of the latter hypothesis is that price passthrough should decline over longer horizons. Unfortunately, their main passthrough estimates are limited to 9 months after passage of the law. Indirect evidence that dynamics may be important comes from Benzarti, Carloni, Harju, and Kosonen (2020) who study passthrough from value added taxes (VATs) to product prices. They find that VAT hikes yield large price increases almost immediately but the cumulative estimated passthrough falls by nearly half after 20 months. VAT decreases yield much smaller price responses and passthrough is estimated to be negligible after a year.

It is hard to imagine that a one time nominal minimum wage hike impacts the price of hamburgers a decade later. How many years does it take for price passthrough to diminish? How does passthrough

vary with the magnitude of the wage hike and initial wage level of the firm? Do minimum wage decreases, which apparently tend not to generate corresponding wage decreases (Huet-Vaughn and Piqueras, 2023), have symmetric effects on prices? To date, remarkably little evidence on these questions is available.

8 Conclusion

After a long hiatus, the theory of labor market monopsony is back and once again waging war for “the souls of labor economists.” A new generation of economists now clamors to measure the scope of firm wage-setting power and use those estimates to inform public policy. An important theme of this chapter has been that thinking carefully about the microeconomic forces governing wage determination – worker outside options and firm motives – is key to understanding both the normative and positive implications of monopsony power. In some respects, this message echoes early lessons from the field of industrial organization, which, decades ago, abandoned the structure-conduct-performance paradigm for models grounded in microeconomic fundamentals (Berry, Gaynor, and Morton, 2019). While it is inherently risky to guess what direction a field will go next, several frontiers seem likely to be important in the coming decade.

One avenue for future work is the development of tractable empirical models combining aspects of wage posting and bargaining behavior. A well developed literature already considers dynamic econometric models of bilateral competition featuring bargaining (Cahuc, Postel-Vinay, and Robin, 2006; Bagger, Fontaine, Postel-Vinay, and Robin, 2014; Bagger and Lentz, 2019) and dynamic contracting (Balke and Lamadon, 2022). However, these models make strong assumptions about the informational environment, often taking the perspective that firms have extraordinary knowledge of worker outside options and the willingness of rival firms to pay for workers. The incomplete information environment reviewed in Section (5) provides a potentially useful weakening of such assumptions that delivers interesting new predictions. Rigorously embedding Chatterjee and Samuelson (1983)’s double auction model in an equilibrium environment with realistic search frictions is a non-trivial task on which more ink could usefully be spilled. On the empirical front, measuring the frequency with which workers and firms decline to form efficiency enhancing matches presents a formidable challenge that will likely require rich data on rejected offers, productivity, and outside options.

A closely related empirical frontier involves parsing how much of productivity wage passthrough reflects attempts by the firm to grow and how much is the non-allocative splitting of rents. Separating the strength of these two forces is an exercise in mediation analysis that may require both more sophisticated economic models and new econometric methods. Measurement of how firms grow in response to productivity shocks also remains inadequate. Where do the new hires spawned by a productivity increase come from? If marginal

hires are poached from other firms, what was the productivity of the match that was destroyed? Conversely, which workers are let go in response to negative shocks and where do they go? Answering these questions is key to welfare assessments.

Another frontier is more fully describing the shape and structural underpinnings of firm labor supply curves. Are labor supply schedules log-concave? What are the effects of adjusting labor supply schedules for variation in recruiting effort? The answers to these questions likely differ by job type and labor market. A better understanding of the structure of labor supply will strengthen the connection to monopsony theory, which centers fundamentally around the mapping from the distribution of outside options to wages.

Finally, the strong passthrough of minimum wages to product prices remains an important puzzle for monopsony models. We have appealed to explanations invoking the favorite boogeymen of panel data econometricians: unobserved heterogeneity and dynamics. To date, store level panels on wages and prices have only been available in relatively special settings, usually involving a single company. Better data on product prices, service quality, and wages for a wide range of firms is required to definitively assess the quantitative importance of the economic explanations offered here.

References

- Aaronson, D. and E. French (2007). “Product market evidence on the employment effects of the minimum wage”. In: *Journal of Labor economics* 25.1, pp. 167–200.
- Acemoglu, D. and D. Autor (2011). “Skills, tasks and technologies: Implications for employment and earnings”. In: *Handbook of labor economics*. Vol. 4. Elsevier, pp. 1043–1171.
- Ahammer, A., M. Fahn, and F. Stiftinger (2023). “Outside options and worker motivation”. In.
- Akerlof, G. A. and J. L. Yellen (1990). “The fair wage-effort hypothesis and unemployment”. In: *The Quarterly Journal of Economics* 105.2, pp. 255–283.
- Albrecht, J. W. and B. Axell (1984). “An equilibrium model of search unemployment”. In: *Journal of political Economy* 92.5, pp. 824–840.
- Alvarez, F., F. Lippi, and A. Oskolkov (2022). “The macroeconomics of sticky prices with generalized hazard functions”. In: *The Quarterly Journal of Economics* 137.2, pp. 989–1038.
- Alvarez, F. E., F. Lippi, and L. Paciello (2011). “Optimal price setting with observation and menu costs”. In: *The Quarterly journal of economics* 126.4, pp. 1909–1960.
- Amior, M. and A. Manning (2020). “Monopsony and the wage effects of migration”. In.
- Amior, M. and J. Stuhler (2022). “Immigration and monopsony: Evidence across the distribution of firms”. In: *Working paper*.

- An, M. Y. (1997). “Log-concave probability distributions: Theory and statistical testing”. In: *Duke University Dept of Economics Working Paper* 95-03.
- Angrist, J. D., K. Graddy, and G. W. Imbens (2000). “The interpretation of instrumental variables estimators in simultaneous equations models with an application to the demand for fish”. In: *The Review of Economic Studies* 67.3, pp. 499–527.
- Arnold, D. (2021). “Mergers and Acquisitions, Local Labor Market Concentration, and Worker Outcomes”. In.
- Aronow, P. M. and C. Samii (2017). “Estimating average causal effects under general interference, with application to a social network experiment”. In.
- Ashenfelter, O. and Š. Jurajda (2022). “Minimum wages, wages, and price pass-through: The case of McDonald’s Restaurants”. In: *Journal of Labor Economics* 40.S1, S179–S201.
- Autor, D., A. Dube, and A. McGrew (2023). *The unexpected compression: Competition at work in the low wage labor market*. Tech. rep. National Bureau of Economic Research.
- Azar, J. and I. Marinescu (2024). “Monopsony Power in the Labor Market”. In: *Handbook of Labor Economics*.
- Azar, J., S. Berry, and I. Marinescu (2022). *Estimating labor market power*. Tech. rep. National Bureau of Economic Research.
- Bagger, J., F. Fontaine, F. Postel-Vinay, and J.-M. Robin (2014). “Tenure, experience, human capital, and wages: A tractable equilibrium search model of wage dynamics”. In: *American Economic Review* 104.6, pp. 1551–96.
- Bagger, J. and R. Lentz (2019). “An empirical model of wage dispersion with sorting”. In: *The Review of Economic Studies* 86.1, pp. 153–190.
- Bagnoli, M. and T. Bergstrom (2006). “Log-concave probability and its applications”. In: *Rationality and Equilibrium: A Symposium in Honor of Marcel K. Richter*. Springer, pp. 217–241.
- Baker, G., M. Gibbs, and B. Holmstrom (1994). “The internal economics of the firm: Evidence from personnel data”. In: *The Quarterly Journal of Economics* 109.4, pp. 881–919.
- Baker, M., Y. Halberstam, K. Kroft, A. Mas, and D. Messacar (2023). “Pay transparency and the gender gap”. In: *American Economic Journal: Applied Economics* 15.2, pp. 157–183.
- Balke, N. and T. Lamadon (2022). “Productivity shocks, long-term contracts, and earnings dynamics”. In: *American Economic Review* 112.7, pp. 2139–2177.
- Batra, H., A. Michaud, and S. Mongey (2023). *Online Job Posts Contain Very Little Wage Information*. Tech. rep. National Bureau of Economic Research.

- Benzarti, Y., D. Carloni, J. Harju, and T. Kosonen (2020). “What goes up may not come down: asymmetric incidence of value-added taxes”. In: *Journal of Political Economy* 128.12, pp. 4438–4474.
- Berger, D., K. Herkenhoff, and S. Mongey (2022a). “Labor market power”. In: *American Economic Review* 112.4, pp. 1147–1193.
- Berger, D. W., K. F. Herkenhoff, and S. Mongey (2022b). *Minimum wages, efficiency and welfare*. Tech. rep. National Bureau of Economic Research.
- Bernard, A. B., J. B. Jensen, S. J. Redding, and P. K. Schott (2007). “Firms in international trade”. In: *Journal of Economic perspectives* 21.3, pp. 105–130.
- Berry, S., M. Gaynor, and F. S. Morton (2019). “Do increasing markups matter? Lessons from empirical industrial organization”. In: *Journal of Economic Perspectives* 33.3, pp. 44–68.
- Bertrand, M. and S. Mullainathan (2001). “Are CEOs rewarded for luck? The ones without principals are”. In: *The Quarterly Journal of Economics* 116.3, pp. 901–932.
- Biró, A., R. Branyiczki, A. Lindner, L. Márk, and D. Prinz (2024). “Firm Heterogeneity and the Impact of Payroll Taxes”. In.
- Blanchard, O. J. and L. H. Summers (1986). “Hysteresis and the European unemployment problem”. In: *NBER macroeconomics annual* 1, pp. 15–78.
- Bloesch, J., B. Larsen, and A. Yding (2024). “Monopsony with Recruiting”. In: *Available at SSRN*.
- Bloom, N. (2009). “The impact of uncertainty shocks”. In: *econometrica* 77.3, pp. 623–685.
- Bloom, N., F. Guvenen, B. S. Smith, J. Song, and T. von Wachter (2018). “The disappearing large-firm wage premium”. In: *AEA Papers and Proceedings*. Vol. 108, pp. 317–22.
- Blundell, R., X. Chen, and D. Kristensen (2007). “Semi-nonparametric IV estimation of shape-invariant Engel curves”. In: *Econometrica* 75.6, pp. 1613–1669.
- Boal, W. M. and M. R. Ransom (1997). “Monopsony in the labor market”. In: *Journal of economic literature* 35.1, pp. 86–112.
- Bontemps, C., J.-M. Robin, and G. J. Van den Berg (1999). “An empirical equilibrium job search model with search on the job and heterogeneous workers and firms”. In: *International Economic Review* 40.4, pp. 1039–1074.
- Borjas, G. J. (1999). “The economic analysis of immigration”. In: *Handbook of labor economics* 3, pp. 1697–1760.
- Borjas, G. J. and A. Edo (2023). *Monopsony, Efficiency, and the Regularization of Undocumented Immigrants*. Tech. rep. National Bureau of Economic Research.
- Brenzel, H., H. Gartner, and C. Schnabel (2014). “Wage bargaining or wage posting? Evidence from the employers’ side”. In: *Labour Economics* 29, pp. 41–48.

- Breza, E., S. Kaur, and Y. Shamdasani (2018). “The morale effects of pay inequality”. In: *The Quarterly Journal of Economics* 133.2, pp. 611–663.
- Brown, C. (1995). “Myth and Measurement: The New Economies of the Minimum Wage.” In: *ILR Review* 48.4, pp. 828–830.
- (1999). “Minimum wages, employment, and the distribution of income”. In: *Handbook of labor economics* 3, pp. 2101–2163.
- Brown, C., J. Hamilton, and J. L. Medoff (1990). *Employers large and small*. Harvard University Press.
- Brown, C. and J. Medoff (1989). “The employer size-wage effect”. In: *Journal of political Economy* 97.5, pp. 1027–1059.
- Brown, J. H. and C. M. Herbst (2023). “Minimum Wage, Worker Quality, and Consumer Well-Being: Evidence from the Child Care Market”. In.
- Bulow, J. I. and P. Pfleiderer (1983). “A note on the effect of cost changes on prices”. In: *Journal of political Economy* 91.1, pp. 182–185.
- Burdett, K. and M. Coles (2003). “Equilibrium wage-tenure contracts”. In: *Econometrica* 71.5, pp. 1377–1404.
- Burdett, K. and K. L. Judd (1983). “Equilibrium price dispersion”. In: *Econometrica: Journal of the Econometric Society*, pp. 955–969.
- Burdett, K. and D. T. Mortensen (1998). “Wage differentials, employer size, and unemployment”. In: *International Economic Review*, pp. 257–273.
- Butters, G. R. (1977). “Equilibrium Distributions of Sales and Advertising Prices”. In: *The Review of Economic Studies* 44.3, pp. 465–491.
- Cahuc, P., F. Postel-Vinay, and J.-M. Robin (2006). “Wage bargaining with on-the-job search: Theory and evidence”. In: *Econometrica* 74.2, pp. 323–364.
- Caldwell, S., A. Dube, and S. Naidu (2023). *Monopsony Makes it Big*. Tech. rep. Tech. rep.
- Caldwell, S., I. Haegele, and J. Heining (2024a). “Bargaining in the Labor Market”. In.
- (2024b). “Firm Pay and Worker Search”. In.
- Caldwell, S. and N. Harmon (2019). “Outside options, bargaining, and wages: Evidence from coworker networks”. In: *Unpublished manuscript, Univ. Copenhagen*.
- Caplin, A. and B. Nalebuff (1991). “Aggregation and imperfect competition: On the existence of equilibrium”. In: *Econometrica: Journal of the Econometric Society*, pp. 25–59.
- Cappelli, P. and K. Chauvin (1991). “An interplant test of the efficiency wage hypothesis”. In: *The Quarterly Journal of Economics* 106.3, pp. 769–787.

- Carbonnier, C., C. Malgouyres, L. Py, and C. Urvoy (2022). “Who benefits from tax incentives? The heterogeneous wage incidence of a tax credit”. In: *Journal of Public Economics* 206, p. 104577.
- Card, D. (2022). “Who set your wage?” In: *American Economic Review* 112.4, pp. 1075–1090.
- Card, D., A. R. Cardoso, J. Heining, and P. Kline (2018). “Firms and labor market inequality: Evidence and some theory”. In: *Journal of Labor Economics* 36.S1, S13–S70.
- Card, D. and A. B. Krueger (1994). “Minimum wages and employment: A case study of the fast-food industry in New Jersey and Pennsylvania”. In: *The American Economic Review* 84.4, p. 772.
- Card, D., D. S. Lee, Z. Pei, and A. Weber (2015). “Inference on causal effects in a generalized regression kink design”. In: *Econometrica* 83.6, pp. 2453–2483.
- Card, D., A. Mas, E. Moretti, and E. Saez (2012). “Inequality at work: The effect of peer salaries on job satisfaction”. In: *American Economic Review* 102.6, pp. 2981–3003.
- Carvalho, M., J. G. da Fonseca, and R. Santarrosa (2023). *How are Wages Determined? A Quasi-Experimental Test of Wage Determination Theories*. Tech. rep. Rimini Centre for Economic Analysis.
- Chatterjee, K. and W. Samuelson (1983). “Bargaining under incomplete information”. In: *Operations research* 31.5, pp. 835–851.
- Coviello, D., E. Deserranno, and N. Persico (2022). “Minimum wage and individual worker productivity: Evidence from a large US retailer”. In: *Journal of Political Economy* 130.9, pp. 2315–2360.
- Cullen, Z. B. and B. Pakzad-Hurson (2023). “Equilibrium effects of pay transparency”. In: *Econometrica* 91.3, pp. 765–802.
- Dal Bó, E., F. Finan, and M. A. Rossi (2013). “Strengthening state capabilities: The role of financial incentives in the call to public service”. In: *The Quarterly Journal of Economics* 128.3, pp. 1169–1218.
- Datta, N. and S. Machin (2024). *Government contracting and living wages; minimum wages*. Tech. rep. IZA Discussion Papers.
- Davis, S. J., R. J. Faberman, and J. C. Haltiwanger (2012). “Recruiting intensity during and after the Great Recession: National and industry evidence”. In: *American Economic Review* 102.3, pp. 584–588.
- (2013). “The establishment-level behavior of vacancies and hiring”. In: *The Quarterly Journal of Economics* 128.2, pp. 581–622.
- Deb, S., J. Eeckhout, A. Patel, and L. Warren (2024). “Walras–Bowley Lecture: Market Power and Wage Inequality”. In: *Econometrica* 92.3, pp. 603–636.
- Delabastita, V. and M. Rubens (2022). “Colluding Against Workers”. In: *Available at SSRN 4208173*.
- Derenoncourt, E. and D. Weil (2024). *Voluntary minimum wages*. Tech. rep. National Bureau of Economic Research.

- Dobbelaere, S. and J. Mairesse (2013). “Panel data estimates of the production function and product and labor market imperfections”. In: *Journal of Applied Econometrics* 28.1, pp. 1–46.
- Doran, K., A. Gelber, and A. Isen (2022). “The effects of high-skilled immigration policy on firms: Evidence from visa lotteries”. In: *Journal of Political Economy* 130.10, pp. 2501–2533.
- Dube, A., E. Freeman, and M. Reich (2010). “Employee replacement costs”. In.
- Dube, A., J. Jacobs, S. Naidu, and S. Suri (2020). “Monopsony in online labor markets”. In: *American Economic Review: Insights* 2.1, pp. 33–46.
- Dube, A. and A. Lindner (2024). “Minimum wages in the 21st century”. In: *Handbook of Labor Economics* 5, pp. 261–383.
- Emanuel, N. and E. Harrington (2020). *The Payoffs of Higher Pay*. Tech. rep. Working Paper.
- Escudero, V., H. Liepmann, and D. Vergara (2024). *Directed Search, Wages, and Non-wage Amenities: Evidence from an Online Job Board*. Tech. rep. IZA Discussion Papers.
- Faberman, R. J., A. I. Mueller, A. Şahin, and G. Topa (2022). “Job search behavior among the employed and non-employed”. In: *Econometrica* 90.4, pp. 1743–1779.
- Finkelstein, A., C. C. McQuillan, O. M. Zidar, and E. Zwick (2023). *The Health Wedge and Labor Market Inequality*. Tech. rep. National Bureau of Economic Research.
- Friedrich, B. U. and M. Zator (2024). “Price Discovery in Labor Markets: why do Firms say They Cannot Find Workers?” In.
- Fuest, C., S. Greil, F. Hugger, and F. Neumeier (2022). “Global profit shifting of multinational companies: Evidence from cbc micro data”. In.
- Garin, A. and F. Silvério (2023). “How responsive are wages to firm-specific changes in labor demand? Evidence from idiosyncratic export demand shocks”. In: *Review of Economic Studies*, rdad069.
- Giuliano, L. (2013). “Minimum wage effects on employment, substitution, and the teenage labor supply: Evidence from personnel data”. In: *Journal of Labor Economics* 31.1, pp. 155–194.
- Gruber, J. (1994). “The incidence of mandated maternity benefits”. In: *The American economic review*, pp. 622–641.
- Güvenen, F., R. J. Mataloni Jr, D. G. Rassier, and K. J. Ruhl (2022). “Offshore profit shifting and aggregate measurement: Balance of payments, foreign investment, productivity, and the labor share”. In: *American Economic Review* 112.6, pp. 1848–1884.
- Haanwinckel, D. (2023). *Supply, demand, institutions, and firms: A theory of labor market sorting and the wage distribution*. Tech. rep. National Bureau of Economic Research.
- Hall, R. E. and A. B. Krueger (2012). “Evidence on the incidence of wage posting, wage bargaining, and on-the-job search”. In: *American Economic Journal: Macroeconomics* 4.4, pp. 56–67.

- Harasztosi, P. and A. Lindner (2019). “Who pays for the minimum wage?” In: *American Economic Review* 109.8, pp. 2693–2727.
- Hazell, J., C. Patterson, H. Sarsons, and B. Taska (2023). *National Wage Setting*. Tech. rep. IZA Discussion Papers.
- Horton, J. J. (2025). “Price floors and employer preferences: Evidence from a minimum wage experiment”. In: *American Economic Review* 115.1, pp. 117–146.
- Hosios, A. J. (1990). “On the efficiency of matching and related models of search and unemployment”. In: *The Review of Economic Studies* 57.2, pp. 279–298.
- Huet-Vaughn, E. and J. Piqueras (2023). “The Asymmetric Effect of Wage Floors: A Natural Experiment with a Rising and Falling Minimum Wage”. In.
- Ingersoll, R. M. (2003). “Is There Really a Teacher Shortage? A Research Report.” In: *Center for the Study of Teaching and Policy*.
- Jäger, S. and J. Heining (2022). *How substitutable are workers? evidence from worker deaths*. Tech. rep. National Bureau of Economic Research.
- Jäger, S., C. Roth, N. Roussille, and B. Schoefer (2024). “Worker beliefs about outside options”. In: *The Quarterly Journal of Economics*, qjae001.
- Jäger, S., B. Schoefer, and J. Heining (2021). “Labor in the Boardroom”. In: *The Quarterly Journal of Economics* 136.2, pp. 669–725.
- Jäger, S., B. Schoefer, S. Young, and J. Zweimüller (2020). “Wages and the Value of Nonemployment”. In: *The Quarterly Journal of Economics* 135.4, pp. 1905–1963.
- Jarosch, G., J. S. Nimczik, and I. Sorkin (2024). “Granular search, market structure, and wages”. In: *Review of Economic Studies*, rdae004.
- Kahn, L. B. and F. Lange (2014). “Employer learning, productivity, and the earnings distribution: Evidence from performance measures”. In: *The Review of Economic Studies* 81.4, pp. 1575–1613.
- Katz, L. F. et al. (1999). “Changes in the wage structure and earnings inequality”. In: *Handbook of labor economics*. Vol. 3. Elsevier, pp. 1463–1555.
- Katz, L. F., L. H. Summers, R. E. Hall, C. L. Schultze, and R. H. Topel (1989). “Industry rents: Evidence and implications”. In: *Brookings Papers on Economic Activity. Microeconomics* 1989, pp. 209–290.
- Kennedy, P. J., C. Dobridge, P. Landefeld, and J. Mortenson (2022). “The efficiency-equity tradeoff of the corporate income tax: Evidence from the Tax Cuts and Jobs Act”. In: *Unpublished manuscript*.
- Kline, P. (2008). “Understanding sectoral labor market dynamics: An equilibrium analysis of the oil and gas field services industry”. In.
- (forthcoming). “Firm Wage Effects”. In: *Handbook of Labor Economics*.

- Kline, P., N. Petkova, H. Williams, and O. Zidar (2019). “Who profits from patents? rent-sharing at innovative firms”. In: *The quarterly journal of economics* 134.3, pp. 1343–1404.
- (2021). *Corrigendum to ‘Who Profits from Patents?’* Tech. rep. Working Paper.
- Kline, P. and M. Tartari (2016). “Bounding the labor supply responses to a randomized welfare experiment: A revealed preference approach”. In: *American Economic Review* 106.4, pp. 972–1014.
- Kroft, K., Y. Luo, M. Mogstad, and B. Setzler (2020). *Imperfect competition and rents in labor and product markets: The case of the construction industry*. Tech. rep. National Bureau of Economic Research.
- Kwon, S. and J. Roth (2024). “Testing Mechanisms”. In: *arXiv preprint arXiv:2404.11739*.
- Lachowska, M., A. Mas, R. Saggio, and S. A. Woodbury (2022). “Wage posting or wage bargaining? a test using dual jobholders”. In: *Journal of Labor Economics* 40.S1, S469–S493.
- Lamadon, T., M. Mogstad, and B. Setzler (2022). “Imperfect competition, compensating differentials, and rent sharing in the US labor market”. In: *American Economic Review* 112.1, pp. 169–212.
- Landon, J. H. and R. N. Baird (1971). “Monopsony in the market for public school teachers”. In: *The American Economic Review* 61.5, pp. 966–971.
- Lazear, E. P. (1981). “Agency, earnings profiles, productivity, and hours restrictions”. In: *The American Economic Review* 71.4, pp. 606–620.
- Legros, P. and A. F. Newman (2007). “Beauty is a beast, frog is a prince: Assortative matching with nontransferabilities”. In: *Econometrica* 75.4, pp. 1073–1102.
- Lindbeck, A. and D. J. Snower (1986). “Wage setting, unemployment, and insider-outsider relations”. In: *The American Economic Review* 76.2, pp. 235–239.
- (2001). “Insiders versus outsiders”. In: *Journal of Economic Perspectives* 15.1, pp. 165–188.
- Lindner, A., B. Muraközy, B. Reizer, and R. Schreiner (2022). “Firm-level technological change and skill demand”. In.
- Lobel, F. (2024). “Who Benefits from Payroll Tax Cuts? Market Power, Tax Incidence and Efficiency”. In.
- Lusher, L., G. C. Schnorr, and R. L. Taylor (2022). “Unemployment insurance as a worker indiscipline device? Evidence from scanner data”. In: *American Economic Journal: Applied Economics* 14.2, pp. 285–319.
- Manning, A. (2006). “A generalised model of monopsony”. In: *The Economic Journal* 116.508, pp. 84–100.
- (2011). “Imperfect competition in the labor market”. In: *Handbook of labor economics*. Vol. 4. Elsevier, pp. 973–1041.
- (2013). *Monopsony in motion: Imperfect competition in labor markets*. Princeton University Press.
- (2021). “Monopsony in labor markets: A review”. In: *ILR Review* 74.1, pp. 3–26.
- Manning, A. and B. Petrongolo (2017). “How local are labor markets? Evidence from a spatial job search model”. In: *American Economic Review* 107.10, pp. 2877–2907.

- Manski, C. F. (2013). “Identification of treatment response with social interactions”. In: *The Econometrics Journal* 16.1, S1–S23.
- Marinescu, I. and R. Wolthoff (2020). “Opening the black box of the matching function: The power of words”. In: *Journal of Labor Economics* 38.2, pp. 535–568.
- Mas, A. (2017). “Does transparency lead to pay compression?” In: *Journal of Political Economy* 125.5, pp. 1683–1721.
- Mas, A. and A. Pallais (2019). “Labor supply and the value of non-work time: Experimental estimates from the field”. In: *American Economic Review: Insights* 1.1, pp. 111–126.
- Menzio, G. (2024). *Markups: A Search-Theoretic Perspective*. Tech. rep. National Bureau of Economic Research.
- Mertens, M., S. Müller, and G. Neuschäffer (2022). *Identifying rent-sharing using firms’ energy input mix*. Tech. rep. IWH Discussion Papers.
- Miravete, E., K. Seim, and J. Thurk (2023). *Elasticity and Curvature of Discrete Choice Demand Models*. Tech. rep. Working paper.
- Morchio, I. and C. Moser (2024). *The gender pay gap: Micro sources and macro consequences*. Tech. rep. National Bureau of Economic Research.
- Mrázová, M. and J. P. Neary (2017). “Not so demanding: Demand structure and firm behavior”. In: *American Economic Review* 107.12, pp. 3835–3874.
- Naidu, S., Y. Nyarko, and S.-Y. Wang (2016). “Monopsony power in migrant labor markets: evidence from the United Arab Emirates”. In: *Journal of Political Economy* 124.6, pp. 1735–1792.
- Naidu, S., E. A. Posner, and G. Weyl (2018). “Antitrust remedies for labor market power”. In: *Harvard law review* 132.2, pp. 536–601.
- Nakamura, E. and J. Steinsson (2008). “Five facts about prices: A reevaluation of menu cost models”. In: *The Quarterly Journal of Economics* 123.4, pp. 1415–1464.
- Newey, W. K. (2013). “Nonparametric instrumental variables estimation”. In: *American Economic Review* 103.3, pp. 550–556.
- Newey, W. K. and J. L. Powell (2003). “Instrumental variable estimation of nonparametric models”. In: *Econometrica* 71.5, pp. 1565–1578.
- Nimczik, J. S. (2017). “Job mobility networks and endogenous labor markets”. In.
- Oi, W. Y. and T. L. Idson (1999). “Firm size and wages”. In: *Handbook of labor economics* 3, pp. 2165–2214.
- Planck, M. (1949). “Scientific autobiography and other papers, trans”. In: *F. Gaynor (New York, 1949)*, pp. 33–34.
- Posner, E. A. (2021). *How antitrust failed workers*. Oxford University Press.

- Postel-Vinay, F. and J.-M. Robin (2002a). “Equilibrium wage dispersion with worker and employer heterogeneity”. In: *Econometrica* 70.6, pp. 2295–2350.
- (2002b). “The distribution of earnings in an equilibrium search model with state-dependent offers and counteroffers”. In: *International Economic Review* 43.4, pp. 989–1016.
- Prager, E. and M. Schmitt (2021). “Employer consolidation and wages: Evidence from hospitals”. In: *American Economic Review* 111.2, pp. 397–427.
- Renkin, T., C. Montialoux, and M. Siegenthaler (2022). “The pass-through of minimum wages into US retail prices: evidence from supermarket scanner data”. In: *Review of Economics and Statistics* 104.5, pp. 890–908.
- Robinson, J. (1933). *Economics of imperfect competition*.
- Rosen, S. (1981). “The economics of superstars”. In: *The American economic review* 71.5, pp. 845–858.
- (1986). “The theory of equalizing differences”. In: *Handbook of labor economics* 1, pp. 641–692.
- Roussille, N. and B. Scuderi (2023). “Bidding for Talent: A Test of Conduct in a High-Wage Labor Market”. In.
- Ruffini, K. (2022). “Worker earnings, service quality, and firm profitability: Evidence from nursing homes and minimum wage reforms”. In: *Review of Economics and Statistics*, pp. 1–46.
- Santos, A. (2012). “Inference in nonparametric instrumental variables with partial identification”. In: *Econometrica* 80.1, pp. 213–275.
- Satterthwaite, M. A. and S. R. Williams (1989). “Bilateral trade with the sealed bid k-double auction: Existence and efficiency”. In: *Journal of Economic Theory* 48.1, pp. 107–133.
- Sen, P. K. (1968). “Estimates of the regression coefficient based on Kendall’s tau”. In: *Journal of the American statistical association* 63.324, pp. 1379–1389.
- Shapiro, C. and J. E. Stiglitz (1984). “Equilibrium unemployment as a worker discipline device”. In: *The American economic review* 74.3, pp. 433–444.
- Sharma, G. (2024). “Collusion Among Employers in India”. In.
- Sockin, J. (2022). “Show Me the Amenity: Are Higher-Paying Firms Better All Around?” In.
- Sokolova, A. and T. Sorensen (2021). “Monopsony in labor markets: A meta-analysis”. In: *ILR Review* 74.1, pp. 27–55.
- Staiger, D. O., J. Spetz, and C. S. Phibbs (2010). “Is there monopsony in the labor market? Evidence from a natural experiment”. In: *Journal of Labor Economics* 28.2, pp. 211–236.
- Stevens, M. (1994). “A theoretical model of on-the-job training with imperfect competition”. In: *Oxford economic papers* 46.4, pp. 537–562.

- Sullivan, D. (1989). “Monopsony power in the market for nurses”. In: *The Journal of Law and Economics* 32.2, Part 2, S135–S178.
- Summers, L. H. (1989). “Some simple economics of mandated benefits”. In: *The American Economic Review* 79.2, pp. 177–183.
- Theil, H. (1950). “A rank-invariant method of linear and polynomial regression analysis”. In: *Indagationes mathematicae* 12.85, p. 173.
- Tørsløv, T., L. Wier, and G. Zucman (2023). “The missing profits of nations”. In: *The Review of Economic Studies* 90.3, pp. 1499–1534.
- Townsend, W. and C. Allan (2024). “How Restricting Migrants’ Job Options Affects Both Migrants and Existing Residents”. In.
- Van den Berg, G. J. and G. Ridder (1998). “An empirical equilibrium search model of the labor market”. In: *Econometrica*, pp. 1183–1221.
- Van Reenen, J. (2024). “A Comment on: “Walras–Bowley Lecture: Market Power and Wage Inequality” by Shubhdeep Deb, Jan Eeckhout, Aseem Patel, and Lawrence Warren”. In: *Econometrica* 92.3, pp. 643–646.
- Volpe, O. (2024). *Job Preferences, Labor Market Power, and Inequality*. Tech. rep. Discussion paper, Working Paper.
- Weil, D. (2014). *The fissured workplace*. Harvard University Press.
- Welch, F. (1995). “Myth and Measurement: The New Economics of the Minimum Wage.” In: *ILR Review* 48.4, pp. 842–849.
- Yeh, C., C. Macaluso, and B. Hershbein (2022). “Monopsony in the US labor market”. In: *American Economic Review* 112.7, pp. 2099–2138.
- Yett, D. E. (1970). “The chronic shortage of nurses: A public policy dilemma”. In: *Empirical studies in health economics*, pp. 357–389.