

NBER WORKING PAPER SERIES

FISCAL AND MONETARY STABILIZATION POLICY AT THE ZERO LOWER BOUND:
CONSEQUENCES OF LIMITED FORESIGHT

Michael Woodford
Yinxi Xie

Working Paper 27521
<http://www.nber.org/papers/w27521>

NATIONAL BUREAU OF ECONOMIC RESEARCH
1050 Massachusetts Avenue
Cambridge, MA 02138
July 2020

Prepared for the Carnegie-Rochester-NYU Conference on Public Policy, "Central Banking in the 2020s and Beyond." The views expressed herein are those of the authors and do not necessarily reflect the views of the National Bureau of Economic Research.

NBER working papers are circulated for discussion and comment purposes. They have not been peer-reviewed or been subject to the review by the NBER Board of Directors that accompanies official NBER publications.

© 2020 by Michael Woodford and Yinxi Xie. All rights reserved. Short sections of text, not to exceed two paragraphs, may be quoted without explicit permission provided that full credit, including © notice, is given to the source.

Fiscal and Monetary Stabilization Policy at the Zero Lower Bound: Consequences of Limited Foresight

Michael Woodford and Yinxi Xie

NBER Working Paper No. 27521

July 2020

JEL No. E52,E63,E7

ABSTRACT

This paper reconsiders the degree to which macroeconomic stabilization is possible when the zero lower bound is a relevant constraint on the effectiveness of conventional monetary policy, under an assumption of bounded rationality. In particular, we reconsider the potential role of countercyclical fiscal transfers as a tool of stabilization policy. Because Ricardian Equivalence no longer holds when planning horizons are finite (even when relatively long), we find that fiscal transfers can be a powerful tool to reduce the contractionary impact of an increased financial wedge during a crisis, and can even make possible complete stabilization of both aggregate output and inflation under certain circumstances, despite the binding lower bound on interest rates. However, the power of such policies depends on the degree of monetary policy accommodation. We also show that a higher level of welfare is generally possible if both monetary and fiscal authorities commit themselves to history-dependent policies in the period after the financial disturbance that causes the lower bound to bind has dissipated. Hence forward guidance continues to play an important role in increasing the effectiveness of stabilization policy.

Michael Woodford
Department of Economics
Columbia University
420 W. 118th Street
New York, NY 10027
and NBER
mw2230@columbia.edu

Yinxi Xie
Department of Economics
Columbia University
420 West 118th Street
New York, NY 10027
yinxi.xie@columbia.edu

1 Introduction

The events of the period since the financial crisis of 2008 have required a significant reappraisal of the previous conventional wisdom, according to which interest-rate policy alone — and more specifically, a policy of adjusting the central bank’s operating target for a short-term interest rate in response to contemporaneous economic conditions (as proposed, for example, by Taylor, 1993) — should suffice to maintain macroeconomic stability. It has become evident that conventional interest-rate policy will often be constrained by the zero lower bound (ZLB) on nominal interest rates.¹ One consequence has been a greater willingness on the part of central banks to make statements about likely future interest-rate policy, even years in advance, as a substitute for further immediate interest-rate reduction. But another has been a revival of interest in the use of counter-cyclical fiscal policy for macroeconomic stabilization.

An important research literature since the crisis has supported the view that fiscal stabilization policy can be especially valuable when interest-rate policy is constrained by the ZLB. This literature has mainly addressed the effects of countercyclical government purchases,² rather than government transfers, on the ground that in simple representative-agent New Keynesian models, Ricardian equivalence holds in the case of lump-sum taxes and transfers; lump-sum transfers during a crisis, if expected to be financed by future lump-sum taxes, should have no effect at all on economic activity or inflation.³ On the other hand, the actual fiscal stimulus packages enacted in response to the crisis consisted to an important extent of increases in government transfers (Taylor, 2018). This makes it important to further consider the potential role of countercyclical government transfers as a tool of stabilization policy.

The Ricardian Equivalence result in standard treatments depends crucially on an assumption of rational expectations on the part of all decision makers. Yet the grounds for assuming rational expectations in such a case are especially weak. To the

¹The effective lower bound need not be exactly zero, and among the policy innovations of the past decade have been a number of experiments with slightly negative interest rates. For purposes of our argument here, it is only important that there be some lower bound, and that in certain situations even reducing the policy rate to that lower bound will provide an insufficient stimulus to aggregate demand.

²See, for example, Eggertsson (2010), Christiano *et al.* (2011), or Woodford (2011).

³An exception is the paper of Ascari and Rankin (2013), who instead analyze the question under an assumption of rational expectations, but using an overlapping generations model. We show that the effectiveness of fiscal stimulus need not depend critically on the demographic structure (or the absence of bequest motives), once one allows for finite planning horizons.

extent that a fiscal stimulus package is an *ad hoc* response to a single crisis, rather than an implication of a systematic policy of adjusting the government's budget in response to the business cycle, one cannot expect that people should have rational expectations as a result of learning from experience; instead, one needs to ask what people should be able to deduce from reasoning about the predictable effects of a novel policy. Moreover, in order for it to make sense to suppose that people should anticipate the future tax increases that must result from the increased public debt occasioned by the stimulus policy, one must assume not merely that people are capable of forward planning (taking into account the policy change), but that their forward planning extends over quite a long horizon — as long as is required for the increased public debt to be fully paid off. In practice, even if one thinks that it should be predictable that the debt will be financed by future tax increases (and when and from whom those taxes should be collected), it is typically *not* the case that there is any reason to expect the new public debt to be paid off within a few years — decades might well be required. This means that in order for full (or nearly full) Ricardian Equivalence to obtain, one needs to assume that most people's planning horizons extend far into the future.

In this paper, we reconsider the usefulness of government transfers as a tool of stabilization policy, and the issue of coordination between monetary and fiscal policies, under a more modest assumption about the degree to which people should be able to correctly foresee the future consequences of a novel policy. The approach that we take is the one proposed in Woodford (2019),⁴ based on the architecture of state-of-the-art programs to play games of strategy such as chess or go. Our analysis assumes that in any period, both households and firms look forward from their current situations some finite distance into the future, to the possible situations that they can reach in the end period of foresight through some finite-horizon action plan; they use structural knowledge (including any announcements about novel government policies) to deduce the consequences of their intended actions over this horizon. (For simplicity, in this paper planning horizons are taken to be exogenously fixed.)

Interim situations that someone imagines reaching in the end period of foresight are evaluated using a value function that has been learned from past experience. Crucially, we suppose that the value functions cannot be adjusted to take account of

⁴A version of the model proposed in Woodford (2019) is empirically estimated in Gust *et al.* (2019).

an unusual shock or a change in policy, if neither the shock nor the new policy is the one with which people have had much prior experience, though their value functions may be well-adapted to the prior environment. Under some circumstances, this kind of analysis leads to conclusions very similar to conventional rational-expectations analysis (at least, under a suitable equilibrium selection criterion), as discussed in Woodford (2019). However, a situation in which monetary policy is constrained by the ZLB for a period that may last longer than the length of many people’s planning horizons is one in which the finiteness of planning horizons can make a significant difference for the predicted macroeconomic dynamics.

This suggests that in a model with finite planning horizons, countercyclical fiscal stimulus might be a powerful tool, and indeed one that might make it possible to stabilize the economy despite the lower bound on interest rates, without any need to resort to commitments about future monetary policy.⁵ Here we consider what can be achieved by state-contingent transfer policies when people’s planning horizons are finite (and perhaps extend only a few quarters into the future).⁶ We show that fiscal transfers can indeed reduce the contractionary impact of an increase in the financial wedge, and that, at least under some circumstances, a willingness to use fiscal policy with sufficient aggressiveness makes it possible to achieve complete stabilization of both aggregate economic activity and the overall rate of inflation, despite the zero lower bound, and regardless of the size of the increase in the financial wedge. Thus the existence of state-contingent transfer policies expands the degree to which stabilization would be possible using interest-rate policy alone; and we obtain this result under conditions that would guarantee Ricardian Equivalence under an assumption of rational expectations.

At the same time, we show that it would be a mistake to conclude that countercyclical transfers are so effective a tool that there is no need for a central bank to ever indicate that it would allow inflation to overshoot the bank’s long-run inflation target, nor any need for a commitment to conduct future interest-rate policy in any way different from what will best serve the bank’s goals at that future date. We find

⁵Gabaix (2019) obtains a result of this kind, in the context of a “behavioral New Keynesian” model that downweights the effects of predictable future conditions on current behavior, albeit for slightly different reasons than those considered here.

⁶Woodford and Xie (2019) similarly show how the effects of government purchases depend on the length of decision makers’ planning horizons.

that state-contingent transfers make possible equilibria that could not be achieved using interest-rate policy alone, but that there is a limit to the stimulus that can be achieved even by massive fiscal transfers, in the absence of monetary accommodation — that is, a commitment *not* to raise interest rates, even if inflation overshoots its long-run target.⁷

We also find that there is a limit to what can be achieved, even by coordinated fiscal and monetary policy, if the increase in the public debt and the monetary accommodation are both contemplated only for the period in which the financial wedge remains large, with an immediate return to both the normal level of public debt and the usual inflation target as soon as the wedge returns to a normal level; a higher level of welfare is possible, in general, if the monetary and fiscal authorities commit themselves to history-dependent policies in the period after the real disturbance has dissipated. Thus while transfer policy can in principle be a useful addition to the arsenal of policymakers in dealing with a situation of the kind reached in late 2008, even under ideal assumptions about the precision with which fiscal policy can be adjusted to varying conditions, it should not eliminate the need for any commitment to conduct monetary policy differently in the future than would be the case in normal times.

The paper proceeds as follows. Section 2 describes the New Keynesian DSGE model with finite planning horizon and the financial shocks considered in this paper. As a baseline to which more active stabilization policies can be compared, it analyzes the effects of such shocks, under alternative assumptions about the length of planning horizons, when monetary policy is specified by a purely forward-looking inflation target and strict budget balance is maintained. Section 3 then introduces fiscal transfer policies, while section 4 considers what can be achieved through coordinated fiscal and monetary stabilization policies. Section 5 concludes.

⁷Our conclusions about the importance of monetary accommodation of fiscal stimulus are in line with those of Ascari and Rankin (2013), though the reason for Ricardian Equivalence to fail is different in our analysis.

2 Output and Inflation Determination with Finite Planning Horizons

2.1 Forward Planning with a Finite Horizon

We study the consequences of limited foresight in a New Keynesian DSGE model with finite-horizon forward planning, building upon the approach developed in Woodford (2019). Households and firms make contingent plans for a finite distance into the future, and use a value function learned from past experiences to evaluate all possible terminal states in the last period of the planning horizon. Over this horizon, they use structural knowledge (including any announcements about novel central bank or government policies) to deduce the consequences of their intended actions. For simplicity, we assume that the planning horizon is taken to be exogenously fixed.

We illustrate the approach by briefly discussing here the problem of households in our model.⁸ As in standard New Keynesian models, we assume an economy made up of infinite-lived households, here assumed to be identical apart from possible differences in their planning horizons. But rather than assuming that each household formulates an infinite-horizon state-contingent expenditure plan, we suppose that in any date t , a state-contingent expenditure plan is selected only for dates between t and some date $t + h$, a finite distance in the future. (We call h the household's planning horizon, and in the present paper we treat this as exogenously given, though endogenizing the decision about how far into the future to plan would clearly be a desirable extension of the theory.)

Letting C_τ^i be household i 's planned consumption in period τ of a composite good (a CES aggregate of the many differentiated goods produced in the economy), we suppose that at time t the household chooses state-contingent values $\{C_\tau^i\}$ for each of the dates $t \leq \tau \leq t + h$ (specifying real expenditure in each of the exogenous states that may arise at any of those dates,⁹ given the state of the world at the time of the planning) so as to maximize the expected value (according to the household's

⁸The decision problem of price-setting firms is treated using similar methods in Woodford (2019).

⁹Given the value of aggregate real expenditure C_τ^i , we suppose that the household's purchases of each of the individual differentiated goods in period τ is chosen so as to acquire the desired quantity of the composite good at minimum cost. This sub-problem of optimal allocation of expenditure across individual goods within a given period is a static optimization problem, the form of which is unaffected by our assumption of a finite planning horizon.

calculations at time t) of an objective of the form

$$\sum_{\tau=t}^{t+h} \beta^{\tau-t} u(C_{\tau}^i) + \beta^{h+1} v(B_{t+h+1}^i; s_{t+h}).$$

Here the first terms represent the discounted sum of flow utilities from consumption in periods t through $t+h$, while the final term represents the household's estimate of the value of the discounted sum of flow utilities that it can expect to receive in later periods, if the wealth that it holds at the end of the planning horizon is B_{t+h+1}^i . We allow in general for the possibility that the value assigned to the household's continuation problem after period $t+h$ may depend on the state of the world s_{t+h} that has been reached in period $t+h$.¹⁰

In the household's planning exercise, it takes into account its budget constraint, and thus the way in which the value of B_{t+h+1}^i will depend on its planned level of expenditure. As in many simple New Keynesian models, we assume that there exists only a single financial asset each period, a one-period riskless nominal debt instrument, the interest rate i_t on which is also the central bank's policy instrument. Because wealth can take this single form, the implications of the household's choices over the planning horizon for the value of its continuation problem can be summarized by a single quantity, B_{t+h+1}^i , indicating the wealth carried into period $t+h+1$ in the form of this riskless nominal asset.

The evolution of this quantity is determined by a flow budget constraint of the form

$$B_{\tau+1}^i = (1 + i_{\tau} + \Delta_{\tau}) [B_{\tau}^i / \Pi_{\tau} + Y_{\tau} + T_{\tau} - C_{\tau}^i] - \Delta_{\tau} [B_{\tau} / \Pi_{\tau} + T_{\tau}] \quad (2.1)$$

for each period $t \leq \tau \leq t+h$. Here B_{τ}^i is the value of the nominal debt held by the household that matures at date τ , deflated by the period $\tau-1$ price index $P_{\tau-1}$,¹¹ so that it is a predetermined real variable.¹² This quantity must be deflated by

¹⁰The state s_{t+h} refers to variables whose evolution is not under the control of the household, unlike the variable B_{t+h+1}^i that depends on its own actions (as discussed further in the next paragraph). But the value function may depend on endogenous economic conditions, such as the general level of prices in period $t+h$, and not only on exogenous states.

¹¹As usual, this price index is the minimum cost at which a unit of the composite good can be purchased in period $\tau-1$.

¹²In particular, B_{t+h+1}^i is a quantity that is determined in period $t+h$, and thus within the planning horizon, like the other terms in the objective function.

$\Pi_\tau \equiv P_\tau/P_{\tau-1}$, the gross inflation rate between $\tau - 1$ and τ , to obtain the real value of the maturing debt in units of the period τ composite good. The term Y_τ indicates production of the composite good in period τ , the value of which is received as income by the households (and treated as independent of any household decision, in the household’s forward planning exercise); and T_τ is the value of lump-sum government transfers (the same to each household), also in units of the composite good. Hence $B_\tau^i/\Pi_\tau + Y_\tau + T_\tau - C_\tau^i$ is the value of the household’s end-of-period asset balances, in units of the composite good.

Because one-period riskless nominal debt is assumed to be the only traded asset, all of the household’s saving must be held in this form. These assets earn a nominal financial yield of i_τ between periods τ and $\tau + 1$. In addition, we assume that there is an additional benefit of holding riskless claims, which we represent in (2.1) as an additional dividend equal to Δ_τ per unit of savings held in this form. This additional dividend is intended to represent the existence of a (time-varying) safety premium as in the models of Del Negro *et al.* (2017) and Caballero and Farhi (2017); increases in the size of such a premium are an important reason for the lower bound on the safe nominal interest rate to become a tighter constraint during financial crises.¹³

The final term in (2.1) is a lump-sum effective tax on households, equal in size to the safety dividend received by households in aggregate (using the notation B_τ for the aggregate supply of public debt carried into period τ). This indicates that the advantages to an individual household of holding more safe assets are at the expense of other households (as the “safety dividend” does not correspond to any additional resources created by the safe assets). We model the safety premium $\{\Delta_t\}$ as an exogenous process, satisfying $\Delta_t \geq 0$ at all times; we do not consider in this paper the possibility of government policies that can directly affect the size of this wedge.¹⁴

¹³The only consequence of a non-zero value of Δ_τ in our model is the introduction of a time-varying factor in the household Euler equations (2.4)–(2.5) below. The same kind of exogenous shift factor in the Euler equation could alternatively arise from exogenous variation in households’ rate of time preference, as assumed in Eggertsson and Woodford (2003). While the latter assumption would allow for a simpler and more conventional model, we believe that variation in the size of the financial wedge represented by Δ_τ provides a more realistic picture of the kind of disturbance that is likely to give rise to the policy challenges that we address in this paper.

¹⁴For example, one might well suppose that the size of the safety premium can be reduced by increasing the government supply of safe assets, either through increased government borrowing or by central-bank purchases of non-safe assets; we abstract from such questions here. This means

The decision problem of a household at time t depends on the financial wealth B_t^i that it brings into the period (a predetermined variable, and therefore known at the time of the decision about how much to spend in period t). It also depends on the household's expectations about the state-contingent evolution of the variables $\{\Pi_\tau, Y_\tau, T_\tau, i_\tau, \Delta_\tau\}$ over periods $t \leq \tau \leq t + h$, that is, the household's planning horizon. We assume that in their forward planning exercises, households make use of correct structural information about how the economy works (including a correct understanding of monetary and fiscal policy, taking into account any new policies that may have been announced in response to an unexpected exogenous disturbance). First, we assume a correct understanding of the state-contingent evolution of all exogenous state variables; this means that households correctly understand the current value of Δ_t (since they know the economy's exogenous state, before undertaking forward planning), and the conditional probability of different possible future paths $\{\Delta_\tau\}$.

Second, households are assumed to correctly understand the rules that will determine the policy variables $\{T_\tau, i_\tau\}$ over the planning horizon. For simplicity, we restrict attention in this paper to fiscal rules under which the path of the real public debt $\{B_\tau\}$ is exogenously specified;¹⁵ this allows us to consider both the case of no public debt (often assumed in analyses of alternative monetary policies), and various ways in which the level of public debt might depend on the path of the financial wedge $\{\Delta_\tau\}$. Aggregating over households, and assuming no government purchases,¹⁶ it follows from (2.1) that the evolution of the real public debt must satisfy

$$B_{\tau+1} = (1 + i_\tau)[B_\tau/\Pi_\tau + T_\tau] \quad (2.2)$$

for each of the periods $t \leq \tau \leq t + h$. This, like other structural equations of our model, is assumed to be correctly understood by households. Then the assumption that the effects of fiscal transfers on aggregate demand analyzed in section 3 do not depend on any effects of increased government debt issuance on the supply of safe assets. Taking into account such effects in addition would provide a further reason to expect fiscal transfers to be welfare-improving during a crisis caused by a large increase in the safety premium.

¹⁵See Xie (2020) for analysis of regimes in which there is instead feedback from endogenous variables to the path of real public debt, including "active" fiscal policy regimes according to the classification of Leeper (1991).

¹⁶The framework can easily be extended to allow for government purchases as well. See Woodford and Xie (2019) for analysis of how the government purchases multiplier is affected by finite planning horizons.

that fiscal policy is specified by an exogenous process $\{B_\tau\}$ implies that T_τ must endogenously adjust, to ensure that (2.2) is satisfied, in response to any changes in i_τ by the central bank, or changes in Π_τ as a result of firms' pricing decisions.

We similarly assume that households correctly understand the way in which i_τ will be determined under any contingency by the central bank's policy. For example, if the central bank follows a Taylor rule which requires some relation linking i_τ , Π_τ and Y_τ to be satisfied, then the state-contingent evolutions of those variables assumed in a household's forward planning will necessarily satisfy that relation. We further specify the monetary policies to be considered below, but note here that any feasible policy is assumed to be subject to a ZLB constraint

$$i_t \geq 0 \tag{2.3}$$

at all times.¹⁷

Finally, households are also assumed to correctly understand how the variables Y_τ and Π_τ are determined by the decisions of households and price-setting firms respectively. However, in order not to have to model how the economy should evolve (or anyone else should be modeling it to evolve) beyond the horizon $t+h$, a household with horizon h at time t must model Y_τ and Π_τ as being determined by households and firms who do not look beyond the horizon $t+h$ while making their decisions at time τ . Just as the household, in its planning at time t , models its own behavior at some later date τ as the behavior that will appear optimal to someone with a planning horizon at that time of only $t+h-\tau$ periods, it similarly models the behavior of other households and firms at date τ under the assumption that they will all have planning horizons of $t+h-\tau$ periods. This means that the household will model all other households as spending the same amount at time τ as it plans itself to spend at that time. Hence the amount of income Y_τ that it expects to receive in any future state will be the same as the amount C_τ^i that it expects to spend in that state.

Let Y_t^j, Π_t^j, i_t^j be the (counterfactual) output, inflation, and nominal interest rate in the case that all economic units (households and firms) have a planning horizon of $j \geq 0$ periods at time t . Then the Euler equation for optimal forward planning

¹⁷As noted in the introduction, whether the effective lower bound on the short-term nominal interest rate is exactly zero is not crucial to our conclusions, though we assume that the lower bound is zero (as stated here) in the numerical calibration discussed below.

requires that for any $j \geq 1$,

$$u'(Y_t^j) = \beta(1 + i_t^j + \Delta_t) \text{E}_t[u'(Y_{t+1}^{j-1})/\Pi_{t+1}^{j-1}] \quad (2.4)$$

while for $j = 0$,

$$u'(Y_t^0) = \beta(1 + i_t^0 + \Delta_t) v'(B_{t+1}). \quad (2.5)$$

In (2.5) we use the fact that in equilibrium, a household with planning horizon zero must anticipate an interest rate i_t^0 that leads it to choose to hold wealth B_{t+1}^0 equal to the exogenously specified supply of public debt B_{t+1} (given that it expects other households to optimize over the same planning horizon as it does, and it expects the debt market to clear).

Thus we obtain a system of equations that can be recursively solved for the state-contingent evolution of the variables $\{Y_t^j\}$ for each possible horizon $j \geq 0$, given the state-contingent evolution of the endogenous variables $\{\Pi_t^j, i_t^j\}$ for all j , and the state-contingent evolution of the exogenous variables $\{\Delta_t, B_{t+1}\}$, along with any exogenous disturbances to the monetary policy rule.¹⁸ (Equation (2.5) can be solved for the value of Y_t^0 in any state of the world, given the values of the other variables; then given a solution for the state-contingent evolution of $\{Y_\tau^0\}$, the $j = 1$ case of equation (2.4) can be solved for the value of Y_t^1 in any state of the world; and so on for progressively higher values of j .)

Modeling the optimizing decision of price-setting firms with finite planning horizons, we similarly obtain a system of equations that can be recursively solved for the state-contingent evolution of the variables $\{\Pi_t^j\}$ for each possible horizon $j \geq 0$, given the state-contingent evolution of the endogenous variables $\{Y_t^j, i_t^j\}$ and the state-contingent evolution of the exogenous variables. These equations, together with the monetary policy rule with which the endogenous variables must be consistent for each value of j , provide a system that can be jointly solved for the state-contingent evolution of the endogenous variables $\{Y_t^j, \Pi_t^j, i_t^j\}$ for each possible horizon $j \geq 0$, given the state-contingent evolution of the exogenous variables.

In writing the above equations, we take as given the value function $v(B)$ that households will use in their forward planning, and similarly the value function that firms will use. In Woodford (2019), the endogenous evolution of these value functions

¹⁸The model can easily be extended to allow for exogenous disturbances to productivity, preferences, and government consumption, as treated in Woodford (2019); but in this paper, we are concerned only with possible policy responses to disturbances to the financial wedge Δ_t .

in response to additional experience is also modeled; here, however, we abstract from this additional source of dynamics, and assume fixed value functions, that will be the same for the different policies that we consider. Our assumption is that the value functions are determined in a backward-looking way (as an inference from outcomes observed in the past), and not through a forward-looking deductive process; the whole point of the use of a value function to evaluate conditions that might be reached at the planning horizon $t+h$ is to avoid having to reason deductively about what should happen under various contingencies beyond that date.

Thus when an unusual shock hits, and unusual policies are announced in response, the value functions that households and firms use, at least initially, will continue to be ones that they learned from macroeconomic conditions prior to either the disturbance or the new policies. Because our concern in this paper is solely with the effects of temporary policy changes in response to a transitory disturbance, we simplify the discussion by abstracting from the changes in the value functions that would eventually occur if the new conditions were to persist sufficiently long.¹⁹ Instead we assume that the value functions remain fixed over the scenarios that we consider below, and are ones that represent an optimal adaptation to the stationary conditions assumed to have existed prior to the disturbance.

In the analyses below, the situation prior to the disturbance is assumed to have been the one in which the government debt has been zero ($B_t = 0$ at all times); the central bank has pursued a forward-looking inflation targeting policy, setting i_t each period at the level required to ensure that $\Pi_t = \Pi^*$, the long-run inflation target;²⁰ and the financial wedge Δ_t has at all times been small enough to make it possible for the central bank to achieve that target without violating the zero lower bound (2.3).

¹⁹Allowing the value functions to adapt is instead critical for certain other kinds of discussions. These include consideration of the eventual effects of commitment to an interest-rate peg for a long period of time, as in Woodford (2019); empirical modeling of US economic data over a period of decades, that included significant shifts in both output and inflation trends, as in Gust *et al.* (2019); analysis of the conditions under which joint monetary-fiscal policy regimes imply sustainable long-run dynamics, as in Xie (2020); and consideration of the difference between commitment to a systematic price-level targeting rule and adoption of an *ad hoc* “temporary price-level target” when the ZLB binds, as in Woodford and Xie (2019).

²⁰This target is assumed to satisfy $\Pi^* > \beta$, so that a stationary equilibrium is possible in which this inflation rate is maintained at all times, and in this equilibrium, the ZLB constraint (2.3) is a strict inequality. Note that this will be satisfied in the case of any non-negative inflation target.

In a stationary equilibrium in which these conditions always hold, the maximum attainable discounted utility for a household that enters period t with wealth B is given by

$$v(B) = \frac{1}{1 - \beta} u(\bar{Y} + (1 - \beta)B/\bar{\Pi}), \quad (2.6)$$

where \bar{Y} and $\bar{\Pi}$ are the stationary values of Y_t and Π_t .²¹ This is the optimal value function for households in this stationary environment; its use in a finite-horizon planning exercise in the stationary environment would result in optimal behavior, regardless of the length of the planning horizon. It is also the value function to which the adaptive process described in Woodford (2019) would converge, if such an environment were maintained for a sufficiently long time. Thus we assume the value function (2.6) for households in our analyses below; we similarly assume for firms a value function that is optimally adapted to that same stationary environment.

2.2 Log-Linear Approximate Dynamics

As in many rational-expectations analyses, it will be convenient to approximate the solution to the model structural equations using a log-linear approximation. We linearize the model's equations around a stationary equilibrium in which $\Delta_t = 0$ at all times, and the policy regime is the one discussed above for which the value functions of households and firms are adapted. We express the linearized equilibrium relations in terms of deviations from the stationary equilibrium values of the various state variables, using the following notation:

$$y_t^j \equiv \log(Y_t^j/\bar{Y}), \quad \pi_t \equiv \log(\Pi_t/\bar{\Pi}), \quad b_t \equiv B_t/(\bar{\Pi}\bar{Y}),$$

$$\hat{i}_t \equiv \log\left(\frac{1 + i_t}{1 + \bar{i}}\right), \quad \hat{\Delta}_t \equiv \frac{\Delta_t}{1 + \bar{i}}.$$

Here $\bar{i} \equiv \beta^{-1}\bar{\Pi} - 1 > 0$ is the stationary equilibrium value of the nominal interest rate.

²¹Under the inflation-targeting policy, the real return on assets that do not earn the safety premium will be constant and equal to the rate of time preference of households. A household's optimal policy will then be the one given by the permanent income hypothesis: it should plan to consume a constant amount $C = \bar{Y} + (1 - \beta)B/\bar{\Pi}$ each period, allowing it to maintain a constant wealth B indefinitely. This results in the discounted utility indicated by (2.6).

In terms of this notation, equilibrium conditions (2.4) and (2.5) can be log-linearized to yield

$$y_t^j = -\sigma(\hat{i}_t^j + \hat{\Delta}_t - \mathbf{E}_t \pi_{t+1}^{j-1}) + \mathbf{E}_t y_{t+1}^{j-1} \quad (2.7)$$

for each $j \geq 1$, and

$$y_t^0 = -\sigma(\hat{i}_t^0 + \hat{\Delta}_t) + (1 - \beta)b_{t+1}. \quad (2.8)$$

Note that except for the superscripts, (2.7) has the same form as the “New Keynesian IS equation” obtained in the rational-expectations version of the model (see, e.g., Woodford, 2003, chap. 4).

Similarly, the structural relations describing optimal price-setting behavior by firms can be log-linearized to yield

$$\pi_t^j = \kappa y_t^j + \beta \mathbf{E}_t \pi_{t+1}^{j-1} \quad (2.9)$$

for each $j \geq 1$, and

$$\pi_t^0 = \kappa y_t^0. \quad (2.10)$$

(See Woodford, 2019, for the derivation.) Here again, it will be observed that except for the superscripts, (2.9) has the same form as the “New Keynesian Phillips curve” obtained in the rational-expectations version of the model (Woodford, 2003, chap. 3).

Finally, in terms of the deviations variables, the zero lower bound constraint can be written as

$$\hat{i}_t \geq \underline{\hat{i}} \quad (2.11)$$

where $\underline{\hat{i}} < 0$, meaning that the constraint does not bind when i_t is near its stationary equilibrium value \bar{i} .²²

2.3 A Crisis Scenario

We consider the effects of alternative monetary and fiscal policies under the following scenario: prior to date $t = 0$, we suppose that the economy has for a long time been in the stationary equilibrium discussed above, in which the financial wedge has always been small, the government’s budget has been balanced each period (so

²²If the lower bound is exactly zero, then we will have $\underline{\hat{i}} = -(r^* + \pi^*) < 0$, where $r^* \equiv \beta^{-1} - 1$ is the stationary equilibrium real rate of return inclusive of the safety premium. This is assumed in our numerical calibration, but our qualitative results depend only on our assumption that $\underline{\hat{i}} < 0$.

that government debt has remained equal to zero), and the inflation target π^* has been consistently achieved. As a result, households and firms have learned the value functions that are appropriate to a stationary environment of that kind. At time $t = 0$, however, an unexpected financial disturbance occurs, and the economy enters a “crisis” state, in which there is a substantial financial wedge $\hat{\Delta}_t > 0$ between the return on safe assets (balances held at the central bank) and other assets.

We further assume that the crisis state persists to the following period, whenever the economy is currently in that state, with probability $0 < \mu < 1$, while with probability $1 - \mu$ the economy reverts back to its “normal” state, in which we suppose that the financial wedge $\hat{\Delta}_t$ will subsequently equal zero forever after. For simplicity, we assume that the probability of exit from the crisis state is independent of the length of time already spent in that state. We further assume that the size of the financial wedge while in the crisis state is constant; thus the exogenous fundamental $\{\Delta_t\}$ evolves according to a two-state Markov chain, as in Eggertsson and Woodford (2003). We write the constant financial wedge in the crisis state as $\hat{\Delta}_t = -\hat{r} + \underline{\Delta}$, where $\underline{\Delta} > 0$; the latter quantity measures the degree to which the financial wedge is too large to be offset through a contemporaneous interest-rate reduction.²³ It is the fact that $\underline{\Delta} > 0$ that means that the inflation target can no longer be maintained at all times, using only conventional interest-rate policy and with a balanced government budget.

2.3.1 Numerical calibration

We illustrate a number of our conclusions about the effects of alternative policies under such a scenario for economic fundamentals using numerical computations. In these calculations, we calibrate the model — including our assumption about the size and persistence of the disturbance to fundamentals — largely in accordance with the parameter values proposed by Eggertsson (2011), who shows that under the assumption of rational expectations and a zero inflation target, these parameter values would imply a contraction of the size experienced by the US economy during the Great Depression, as shown by Eggertsson (2011). However, in this paper, we specify “normal” monetary policy as involving an inflation target π^* of two percent

²³In the notation of Eggertsson (2011), this quantity corresponds to $\underline{\Delta} = -\hat{r} - \pi^*$, where $\hat{r} < 0$ is the natural rate of interest in the crisis state.

Table 1: Calibrated Parameter Values

	Value
Subject discount factor	$\beta = 0.997$
Response of inflation to output gap in Phillips curve	$\kappa = 0.00859$
Intertemporal elasticity of substitution	$\sigma = 0.862$
Financial wedge in “crisis” state	$\hat{\Delta} = 0.013$
Probability of staying in “crisis” state	$\mu = 0.903$
Inflation target	$\pi^* = 0.005$

per year, rather than a target of zero inflation, as in Eggertsson’s model of the Great Depression. This makes the zero lower bound a less severe constraint in our scenario than in the one considered by Eggertsson, since we continue to assume the same size of increase in the financial wedge as in his Depression scenario.

In our numerical calculations, the periods of our discrete-time model are identified with quarters. We set the subjective discount factor $\beta = 0.997$, the slope of the Phillips curve $\kappa = 0.00859$, and the elasticity of intertemporal substitution $\sigma = 0.862$. The shock required to account for the size of the contraction during the Great Depression is one in which $\hat{\Delta} = 0.013$,²⁴ and the probability of staying in the crisis state is $\mu = 0.903$, so that the expected length of a crisis is about 10 quarters. In addition, we assume a long-run inflation target of 2 percent per year; that is, $\pi^* = 0.005$ in quarterly terms, which implies that the part of financial wedge that cannot be offset by monetary policy owing to the ZLB is $\tilde{\Delta} = 0.005$, or two percent per year.²⁵ The calibrated parameter values are summarized in Table 1.

2.3.2 Contraction in the absence of a policy response

We first consider the consequences of a temporary large increase in the size of the financial wedge (the “crisis scenario” explained above), in the case that monetary and fiscal policy continue to be conducted as under normal conditions, which is to say as

²⁴This is a quarterly rate; thus the assumed increase in the size of the financial wedge is a bit greater than 5 percent per annum. The natural rate of interest in the normal state is $r^* = \beta^{-1} - 1$, or slightly above 1 percent per annum; thus we assume that in the crisis state, the natural rate of interest falls to -4 percent per annum, as in Eggertsson (2011).

²⁵Note that this is only half the size of $\tilde{\Delta}$ in the crisis state considered by Eggertsson (2011).

assumed above in our discussion of the stationary equilibrium prior to the occurrence of the shock. We assume that the government budget continues to be balanced each period, so that $B_{t+1} = 0$ at all times, and that the central bank continues to conduct monetary policy in accordance with a strict inflation target. The latter stipulation implies that in each period, \hat{i}_t will be set as necessary to ensure that inflation is equal to the target rate ($\pi_t = 0$, in our deviations notation), if this is consistent with the ZLB; if inflation undershoots the target in any period t even when the interest rate is at its lower bound, then \hat{i}_t will equal \hat{i} in that period (the policy as close as possible to achieving the inflation target in that period, taking as given the expected conduct of monetary policy in all future periods).

Let us first recall the analysis of such a situation under the assumption of rational expectations (RE) by Eggertsson and Woodford (2003) and Eggertsson (2011). The linearized equations of the RE model can be written in vector form as

$$z_t = A E_t z_{t+1} - \sigma a (\hat{i}_t + \hat{\Delta}_t), \quad (2.12)$$

where we define

$$z_t \equiv \begin{bmatrix} y_t \\ \pi_t \end{bmatrix}, \quad A \equiv \begin{bmatrix} 1 & \sigma \\ \kappa & \beta + \kappa\sigma \end{bmatrix}, \quad a \equiv \begin{bmatrix} 1 \\ \kappa \end{bmatrix}.$$

(Note that the path of public debt is irrelevant, owing to Ricardian Equivalence.) Under the assumption that $\hat{\Delta}_t$ evolves according to the two-state Markov process and that \hat{i}_t is chosen according to the inflation targeting policy, there exists a rational-expectations solution that is also Markovian, in the sense that the vector z_t takes only two possible values: a vector \underline{z} in any period t in which the crisis state persists, and the zero vector in each period after the reversion to the normal state (in which case the inflation target is achievable each period from then on).²⁶

In the case that

$$\kappa\sigma\mu < (1 - \mu)(1 - \beta\mu),$$

²⁶Mertens and Williams (2018) call this the “target equilibrium”; it is not the only possible RE solution, even if one restricts attention to Markovian solutions. It is however the solution emphasized in the RE literature, following Eggertsson and Woodford (2003); we show below that restriction of attention to this RE solution can be justified as the limit of the unique solution associated with a model with finite planning horizons, when the length of the planning horizons is made arbitrarily long.

the matrix A has two positive real eigenvalues, both less than μ^{-1} , and the Markovian solution is also the unique bounded solution to the linear system (2.12). This condition holds if and only if

$$\mu < \bar{\mu}, \quad (2.13)$$

where $\bar{\mu}$ is a bound between zero and 1 that depends on the values of $\kappa\sigma$ and of β ; this is the case considered by Eggertsson and Woodford (2003).²⁷ In this case, the Markovian RE solution under which the crisis state persists is given by

$$z_t = \underline{z}^{RE} \equiv -\sigma(I - \mu A)^{-1} a \underline{\Delta} \ll 0. \quad (2.14)$$

In this equilibrium, both output and inflation remain persistently below their target values as long as the crisis state continues, but return immediately to their target values as soon as the financial wedge returns to its normal (negligible) value. As Eggertsson and Woodford (2003) show in a calibrated example, this equilibrium can involve quite a severe contraction as well as substantial deflation, in response to even a few percentage points' increase in the financial wedge. We now examine the robustness of these conclusions to allowing for finite planning horizons.

Assume again that the central bank adheres to a strict inflation targeting policy, and suppose also that there is no government debt (so that the fiscal authority maintains a balanced budget).²⁸ Equations (2.7) and (2.9) can then be written in vector form as

$$z_t^j = A E_t z_{t+1}^{j-1} - \sigma a (\hat{i}_t^j + \hat{\Delta}_t) \quad (2.15)$$

for each $j \geq 1$, using the notation z_t^j for the vector $[y_t^j \ \pi_t^j]'$, while (2.8) and (2.10) can be written as

$$z_t^0 = -\sigma a (\hat{i}_t^0 + \hat{\Delta}_t) + (1 - \beta) a b_{t+1}. \quad (2.16)$$

Under the assumption of zero public debt, equation (2.16) implies that an expectation of strict inflation targeting requires that horizon-zero agents expect an interest rate

$$\hat{i}_t^0 = \max\{-\hat{\Delta}_t, \hat{i}\}.$$

²⁷A Markovian rational-expectations solution can also be defined when μ exceeds the bound (2.13), but in this case it does not correspond to the limit of an equilibrium with finite-horizon planning, as planning horizons are made arbitrarily long.

²⁸This is a common assumption in New Keynesian models used for monetary policy analysis, though in models where Ricardian Equivalence would hold, it is without loss of generality. With finite planning horizons, the assumption is not innocuous, as we show in section 3.

Under the assumption that the financial wedge evolves as a two-state Markov chain, this implies that $z_t^0 = 0$ if t is any date after the reversion to the normal state, while

$$z_t^0 = \underline{z}^0 \equiv -\sigma a \underline{\Delta} \ll 0 \quad (2.17)$$

if t is any date at which the crisis state continues.

We can then use this result to solve recursively for the behavior of households and firms with progressively longer planning horizons. First we observe that if t is any date after the reversion to the normal state, $z_t^h = 0$ for all h . This can be established recursively; we first show that if $z_t^h = 0$ for all dates after the reversion to normal for some horizon $h \geq 0$, (2.15) implies that inflation targeting will require $\hat{i}_t^{h+1} = 0$ at any date after the reversion to normal, and hence that $z_t^{h+1} = 0$ as well. Then the fact that we have already shown that $z_t^0 = 0$ after the reversion to normal implies that $z_t^h = 0$ for all h .

Next, consider instead dates t at which the crisis state continues, and suppose that it has already been established for some horizon h that in any crisis state, $z_t^h = \underline{z}^h$, where \underline{z}^h is a vector that is negative in both elements. Then it follows from (2.15) that even if $\hat{i}_t^{h+1} = \hat{i}$ (the most expansionary possible monetary policy that can be expected), in any crisis state the vector z_t^{h+1} will equal

$$z_t^{h+1} = \mu A \underline{z}^h - \sigma a \underline{\Delta} \ll 0.$$

Hence the ZLB will necessarily bind, and we will have $z_t^{h+1} = \underline{z}^{h+1}$ in any such state, where

$$\underline{z}^{h+1} = \mu A \underline{z}^h - \sigma a \underline{\Delta} \ll 0. \quad (2.18)$$

It follows that the equilibrium will be Markovian,²⁹ and that the sequence of vectors $\{\underline{z}^h\}$ characterizing the Markovian equilibrium can be computed recursively, using (2.18) together with the initial condition (2.17).

This system of equations can be recursively solved to yield

$$\underline{z}^h = -\sigma \sum_{j=0}^h (\mu A)^j a \underline{\Delta} \ll 0 \quad (2.19)$$

²⁹Note that this is not an assumption (equilibrium selection criterion), as in the case of the rational-expectations analysis; we have shown that in the case of finite-horizon planning, there is necessarily a unique solution, and that it has this property.

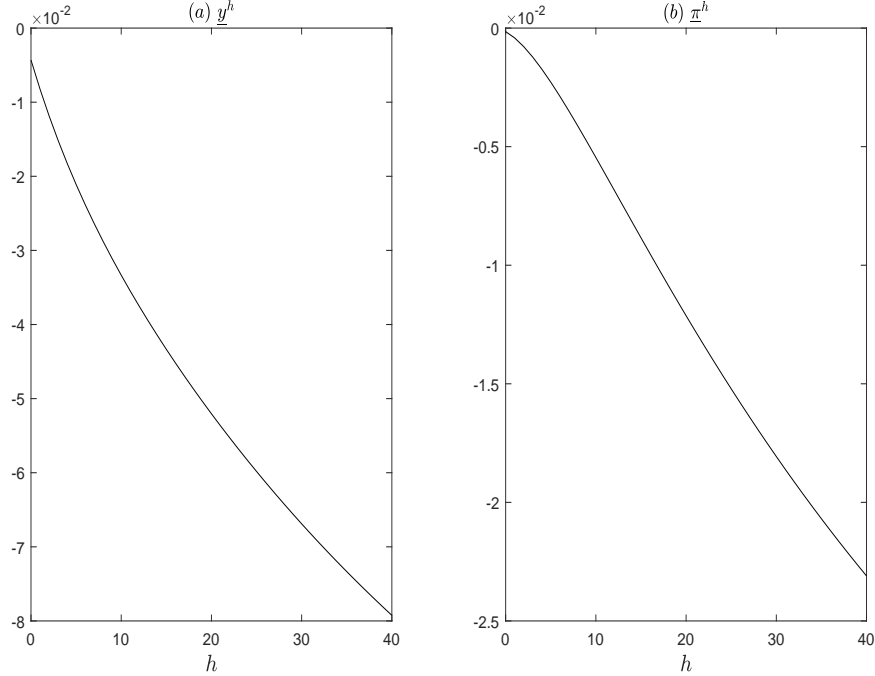


Figure 1: Expenditure and rates of price increase during the crisis period, under different assumptions about the planning horizon h (in quarters) of households and firms, when the central bank follows a strict inflation targeting policy and there is no response of fiscal policy.

for any planning horizon $h \geq 0$. Note that the solution is well-defined for any finite h ; if in addition to our more general assumptions, μ satisfies the bound (2.13), the solution has a well-defined limit as h is made unboundedly large. In this latter case, we find that as $h \rightarrow \infty$, $\underline{z}^h \rightarrow \underline{z}^{RE}$, so that the unique equilibrium with finite-horizon planning approaches the Markovian rational-expectations equilibrium discussed above. It follows that any long enough finite planning horizon will lead to outcomes similar to those in the RE analysis.

If planning horizons are only of modest length, however, the quantitative predictions of the model with finite-horizon planning are different from those of the RE analysis. Since each of the terms in the sum (2.19) is a vector with both elements negative, it is evident that both \underline{y}^h and $\underline{\pi}^h$ are more negative the longer the planning horizon. This is illustrated in Figure 1, for the numerical parameter values listed in Table 1.

This solution tells us the value of \underline{y}^h and $\underline{\pi}^h$ for each possible planning horizon h . These calculations are the same regardless of the distribution of planning horizons in the economy. For a given distribution of planning horizons $\{\omega_h\}$, we can then compute the predicted state-contingent evolution of aggregate output and inflation by aggregating the individual decisions of the agents with different horizons. In the case of an exponential distribution of planning horizons with $\omega_h = (1 - \rho)\rho^h$ for some $0 < \rho < 1$, the condition required for the infinite sum $\sum_{h=0}^{\infty} \omega_h \underline{z}^h$ to converge — and hence for there to be a well-defined equilibrium under the assumed policies — is

$$\rho\mu < \bar{\mu}, \tag{2.20}$$

where $\bar{\mu}$ is defined as in (2.13). This is thus a weaker condition than (2.13), that requires only that the product $\rho\mu$ not be too large; it will be satisfied if either most planning horizons are not too long (ρ is well below 1) or the financial disturbance is not expected to last too long (μ is well below 1), or both. In the case that it is satisfied, aggregate outcomes in the crisis state will be given by

$$\underline{z} = -\sigma [I - \rho\mu A]^{-1} a \underline{\Delta} \ll 0 \tag{2.21}$$

Note that if (2.20) is satisfied, (2.21) is the unique solution to our model, not simply one among multiple possible solutions, as in the rational-expectations analysis. In the case that (2.13) is satisfied, the solution (2.21) approaches the RE solution specified in (2.14) as ρ approaches 1; this provides a possible justification for selecting that solution in a rational-expectations analysis.

We see from Figure 1 that when households and firms have finite planning horizons, the contractionary and disinflationary effects of an increase in the financial wedge are less severe than in a rational-expectations analysis; the more short-sighted people are assumed to be, the milder the effects. Even if we assume a 10-year planning horizon for all households and firms (the case $h = 40$), the contraction is only slightly more than half as severe as under the RE analysis.³⁰ Nevertheless, assuming some degree of foresight, the ZLB can pose a serious problem, under these assumptions

³⁰Even under rational expectations, the contraction is only half as large in our calculations as in those of Eggertsson (2011), because the higher inflation target assumed in our calculations mean that the value of $\underline{\Delta}$ is only half as large for us. Thus the contractions shown in Figure 1 are much smaller than a Great Depression, even when planning horizons are long.

about policy. (A larger increase in the financial wedge would produce a correspondingly larger contraction than those shown in the figure.) Thus it is still desirable to explore whether alternative policies can mitigate this problem.

One possibility would be to consider what can be achieved by committing to a more expansionary monetary policy following the return of the financial wedge to its normal level, as proposed by Eggertsson and Woodford (2003). In their RE analysis, such a policy can greatly improve upon the outcomes associated with a purely forward-looking inflation targeting regime; however, the effects of such “forward guidance” depend entirely upon its being taken into account in the expectations of households and firms during the crisis period, which depends upon planning horizons being sufficiently long.³¹ An alternative approach is to consider what can be achieved by increasing fiscal transfers in response to the financial disturbance. As we shall see, when planning horizons are finite, the use of this additional tool can achieve greater stabilization than even the best-designed forward guidance policy can on its own. However, the ideal policy response will involve both increased fiscal transfers and forward guidance regarding future interest-rate policy.

3 Fiscal Transfers and Aggregate Demand

As explained in section 2, in this paper we consider only fiscal policies in which the real public debt B_{t+1} is a function of the exogenous state in period t (including the history of exogenous evolution of the financial wedge, through period t , and any information available at time t about future financial wedges); but in this section we no longer require that $B_{t+1} = 0$ at all times. The implied state-contingent level of net lump-sum transfers T_t is then given by equation (2.2). While we now allow the path of the debt to respond to shocks, we consider only policies under which the process $\{B_{t+1}\}$ remains within finite bounds with certainty for all time; this means that we consider only policies under which any increase in the public debt is eventually paid off, with certainty.³² Given this — together with the facts that all taxes and

³¹See Woodford and Xie (2019) for quantitative analysis of the degree to which shortening the assumed length of planning horizons reduces the predicted effects of such policies, even when clearly explained and fully credible.

³²This is true regardless of how prices, interest rates, and economic activity may evolve; thus we do not consider the effects of “non-Ricardian” fiscal policy rules of the kind discussed, for example,

transfers are lump-sum and distributed equally to all households, and that there are no financial constraints (other than the “financial wedge” that allows riskless claims on the government to trade at a lower equilibrium rate of return than private debt) — our model is one in which Ricardian Equivalence would hold under an assumption of rational expectations.

Instead, if households have finite planning horizons — or even, if a sufficient number of them do — a bounded increase in the path of the real public debt (resulting from an initial increase in lump-sum transfers, followed eventually — though possibly much later — by the tax increases required to keep the debt from exploding) will increase aggregate demand. Note that the household FOCs (2.4)–(2.5) imply that real expenditure Y_t^h by households with a planning horizon of h periods must satisfy

$$u'(Y_t^h) = E_t\left[\prod_{j=1}^h D_{t+j}^{h+1-j} \cdot \tilde{D}_{t+h}^0 v'(B_{t+h+1})\right], \quad (3.1)$$

where the stochastic discount factors are defined by

$$D_{t+1}^j \equiv \beta \frac{1 + i_t^j + \Delta_t}{\Pi_{t+1}^{j-1}} \quad \text{for any } j \geq 1, \quad \tilde{D}_t^0 \equiv \beta(1 + i_t^0 + \Delta_t).$$

Now consider the effect of a fiscal policy change, that increases the planned level of B_{t+1} for at least some future dates (in at least some possible states of the world), while decreasing it at no dates. If the paths of neither goods prices nor asset prices change (as would be the case under Ricardian Equivalence), then (3.1) implies that Y_t^h must increase in any period t with the property that B_{t+h+1} is increased in at least some states that remain possible, conditional on the state at date t .³³ Aggregating across households with different planning horizons, one concludes that aggregate output Y_t must increase, in at least some periods; thus Ricardian Equivalence does not obtain.

The key to this result, of course, is our assumption that announcement of the policy change does not change the value function $v(B)$ used to evaluate terminal states. A household with rational expectations should instead understand that if a policy change results in a higher real public debt B_{t+h+1} , it must imply higher tax obligations in periods subsequent to $t + h$ (that is, beyond the planning horizon);

in Woodford (2001).

³³This follows from the fact that both $u'(Y)$ and $v'(B)$ are decreasing functions of their respective arguments.

and this should change the level of private wealth B_{t+h+1}^i needed in order to ensure a given level of continuation utility. Thus the correct value function $v(B_{t+h+1}^i)$ would have as another argument the aggregate supply of debt B_{t+h+1} . Because the value function takes account only of a coarse description of the household's situation — and because the situation that gives rise to an unusually large public debt following a financial crisis may not be similar to situations that the household has frequently encountered in the past — we suppose that households have not already learned how to take this additional state variable into account in the way that they value terminal states. Neglect of this state variable is what breaks Ricardian Equivalence. The degree to which this is quantitatively important will depend on the extent to which the time that it takes for the real public debt to return to its normal level following a shock exceeds the planning horizons of many households.

The failure of Ricardian Equivalence adds another dimension along which government policy can shift the equilibrium allocation of resources, possibly in ways that can improve stabilization outcomes. This is particularly easy to see in the case of an exponential distribution of planning horizons, $\omega_h = (1 - \rho)\rho^h$ for all $h \geq 0$, where the parameter $0 < \rho < 1$ determines the mean planning horizon $\bar{h} \equiv \rho/(1 - \rho)$. In this case, the log-linearized aggregate demand relations (2.7)–(2.8) can be aggregated to yield

$$y_t = -\sigma(\hat{i}_t^e + \hat{\Delta}_t - \rho E_t \pi_{t+1}) + \rho E_t y_{t+1} + (1 - \rho)(1 - \beta)b_{t+1}, \quad (3.2)$$

where

$$\hat{i}_t^e \equiv (1 - \rho) \sum_{j=0}^{\infty} \rho^j \hat{i}_t^j$$

is an average of the interest rates expected by households with different planning horizons.³⁴ The linearized aggregate supply relations (2.9)–(2.10) can similarly be aggregated to yield

$$\pi_t = \kappa y_t + \rho \beta E_t \pi_{t+1}. \quad (3.3)$$

³⁴In Woodford (2019), this equation involves \hat{i}_t , the actual interest-rate target of the central bank, rather than the variable \hat{i}_t^e defined here. The form (3.2) is more generally valid. In the earlier paper, monetary policy is assumed to be characterized by a linear relationship among \hat{i}_t and other aggregate variables, such as a Taylor rule $\hat{i}_t = \phi(\pi_t, y_t; s_t)$, where s_t is an exogenous state and ϕ is linear in the first two arguments. In such a case, the fact that the policy rule is understood by all households implies that $\hat{i}_t^j = \phi(\pi_t^j, y_t^j; s_t)$ for each horizon j ; aggregating over the different horizons then implies that $\hat{i}_t^e = \phi(\pi_t, y_t; s_t) = \hat{i}_t$, owing to the linearity of ϕ . When the zero lower bound sometimes constrains policy, as in the cases considered in this policy, \hat{i}_t^e will in general no longer equal \hat{i}_t .

Note that equations (3.2) and (3.3) relating the evolution of aggregate output and inflation reduce to the structural equations of the standard New Keynesian model under rational expectations in the limit as $\rho \rightarrow 1$.

Equation (3.2) shows that variation in the level of real public debt b_{t+1} (the debt issued in period t) shifts the aggregate-demand relation in exactly the same way as does variation in \hat{i}_t , the central bank's interest-rate target. It follows that, if one is concerned solely with stabilization of the aggregate variables y_t and π_t , there is no need to consider varying the path of the real public debt, as long as it is possible for the central bank to vary \hat{i}_t to the desired degree instead. However, when the zero lower bound is a binding constraint on interest-rate policy, the fact that the public debt can still be increased through transfer policy can effectively relax this constraint.

This allows stabilization of the aggregate economy in cases where this would not be possible under a policy that maintained $b_{t+1} = 0$ at all times. Note that the paths in which $y_t = \pi_t = 0$ at all times are consistent with both equations (3.2) and (3.3) holding at all times, if and only if

$$-\sigma(\hat{i}_t^e + \hat{\Delta}_t) + (1 - \rho)(1 - \beta)b_{t+1} = 0 \quad (3.4)$$

at all times. Since everyone is assumed to understand that the central bank's policy must conform to the lower bound $\hat{i}_t \geq \underline{\hat{i}}$, the interest rates expected by households must satisfy $\hat{i}_t^e \geq \underline{\hat{i}}$ at all times. Hence if $\Delta_t > -\underline{\hat{i}}$ at some time, it will not be possible to satisfy (3.4) with $b_{t+1} = 0$.

Instead the condition can always be satisfied if we allow fiscal transfers. Let us suppose that the central bank's interest-rate target tracks variations in the financial wedge to the extent that this is consistent with the ZLB, i.e., that monetary policy ensures that

$$\hat{i}_t = \max\{-\hat{\Delta}_t, \underline{\hat{i}}\} \quad (3.5)$$

each period.³⁵ Then (since the interest rate is specified as a function of the exogenous

³⁵More precisely, we assume that this policy is followed during a relatively brief period in which there is a non-trivial financial wedge, but that after that period the central bank reverts to a policy rule that ensures achievement of its inflation target. The latter stipulation is required in order to ensure that there should not be any long-run drift in the value functions of households and firms, allowing us to abstract from modeling the endogenous adjustment of value functions, as discussed in section 2. If the rule (3.5) were followed forever, then the learning process for the value functions specified in Woodford (2019) would lead to unstable dynamics, as shown in that paper for the case of a permanent zero financial wedge.

state) \hat{i}_t^e will equal \hat{i}_t , and condition (3.4) will be satisfied if and only if fiscal policy is given by

$$b_{t+1} = \frac{\sigma}{(1-\rho)(1-\beta)} \tilde{\Delta}_t \quad (3.6)$$

where

$$\tilde{\Delta}_t \equiv \max\{\hat{\Delta}_t + \hat{i}_t, 0\} \quad (3.7)$$

measures the part of the financial wedge that is not offset by interest-rate policy. If monetary policy is given by (3.5) and fiscal policy by (3.6), equilibrium will involve $y_t = \pi_t = 0$ at all times, regardless of the path of the financial wedge.³⁶

4 Coordinated Monetary and Fiscal Stabilization Policy

The striking result of the previous section might make it seem that there is no need for a central bank to depart from its commitment to a strict inflation-targeting policy, given that fiscal transfers can be varied to offset any effects on aggregate demand of variations in the financial wedge. Can one simplify the tasks of both policy authorities, and communication with the public as well, by stating that the sole concern of the central bank should be to ensure that inflation remains equal to the target rate, while it is the responsibility of the fiscal authority to offset any excessive financial wedge (any positive value of $\tilde{\Delta}_t$) with fiscal transfers, so as to maintain a zero output gap? We shall argue that this would be a mistake. Successful use of fiscal policy as a tool of stabilization policy requires that it be supported by an appropriate monetary policy; moreover, the ideal joint policy will involve a commitment that monetary policy will continue to depart from the central bank's usual inflation targeting policy, even after the financial wedge has returned to its normal size.

³⁶It is immediately obvious from inspection of equations (3.2) and (3.3) that the asserted solution is consistent with both of these equations at all times. We show in Appendix A that this is indeed the unique equilibrium outcome, assuming a bound on the asymptotic growth rate of the excess financial wedge. The required condition holds, for example, in the case of the two-state Markov process for the financial wedge introduced in section 2.3 as long as (2.20) is satisfied.

4.1 The Dependence of Fiscal Stimulus on Monetary Accommodation

It might seem from the analysis above that the central bank can commit itself to the inflation targeting policy considered in section 2.3.2 (setting $\hat{\iota}_t$ as needed to achieve the inflation target, or as low as possible if the target cannot be achieved), and that as long as fiscal policy is given by (3.6), the outcome will be complete stabilization of both inflation and the output gap. This would however be incorrect. It is true that the equilibrium described at the end of the previous subsection is one in which the paths of $\hat{\iota}_t$ and π_t conform to the proposed monetary policy rule; but it is *not* true that that equilibrium is consistent with everyone expecting that monetary policy will be conducted in accordance with that rule. In our model, because of people's finite planning horizons, it matters not only what happens in equilibrium, but what the central bank would be expected to do out of equilibrium; and the complete stabilization of macroeconomic aggregates actually depends on people's understanding that the central bank is *not* determined to prevent over-shooting of the long-run inflation target under any circumstances.

In order to see this, we need to consider the forward plans of agents with differing planning horizons in the equilibrium in which $y_t = \pi_t = 0$ at all times. Substituting the monetary policy rule (3.5) into (2.15)–(2.16) yields

$$z_t^j = A E_t z_{t+1}^{j-1} - \sigma a \tilde{\Delta}_t \quad (4.1)$$

for each $j \geq 1$, and

$$z_t^0 = -\sigma a \tilde{\Delta}_t + (1 - \beta)a b_{t+1}.$$

In the case of an arbitrary process for the financial wedge and an arbitrary fiscal policy, this system of equations can be solved recursively to yield

$$z_t^h = -\sigma \cdot \sum_{j=0}^h [A^j a] E_t \tilde{\Delta}_{t+j} + (1 - \beta)[A^h a] E_t b_{t+h+1} \quad (4.2)$$

for any planning horizon $h \geq 0$. The implied solutions for the aggregates y_t and π_t are then obtained by averaging over the various planning horizons h . If fiscal policy is given by (3.6), these equations imply $y_t = \pi_t = 0$; however, they do not generally imply $y_t^h = \pi_t^h = 0$ for each individual planning horizon.

Consider, for example, the case in which the financial wedge evolves according to a two-state Markov chain of the kind proposed in section 2.3. In this case, the right-hand side of (4.2) depends only on whether the economy is still in the crisis state at date t , or has already returned to normal. In any period t such that the economy remains in the crisis state, the solution is given by

$$z_t^h = \underline{z}^h \equiv \sigma \cdot \left\{ \frac{\mu^h}{1-\rho} [A^h a] - \sum_{j=0}^h \mu^j [A^j a] \right\} \cdot \underline{\Delta},$$

where $\underline{\Delta} > 0$ is the excess financial wedge in this state. Instead, in any period after the return to the normal state, $z_t^h = 0$. Note that the solution for \underline{z}^h is well-defined for any finite horizon h , regardless of parameter values.

One observes that in the crisis state, the elements of \underline{z}^h are different for different horizons h . For example, when $h = 0$,

$$\begin{bmatrix} \underline{y}^0 \\ \underline{\pi}^0 \end{bmatrix} = \sigma \frac{\rho}{1-\rho} \begin{bmatrix} 1 \\ \kappa \end{bmatrix} \underline{\Delta} \gg 0.$$

Moreover, one can show that the largest of the two positive real eigenvalues of A is equal to $\bar{\mu}^{-1} > 1$, where $\bar{\mu}$ is the quantity introduced in (2.13). Then if $\mu < \bar{\mu}$, one finds that

$$\underline{z}^h \rightarrow \underline{z}^{RE} \ll 0$$

as $h \rightarrow \infty$, where \underline{z}^{RE} is the Markovian rational-expectations solution defined in (2.14). Thus both \underline{y}^h and $\underline{\pi}^h$ are positive in the case of short enough planning horizons, while both are negative in the case of long enough horizons.

This is illustrated numerically in Figure 2. Here we plot \underline{y}^h and $\underline{\pi}^h$ for each of the different planning horizons, for each of several different assumptions about the value of ρ (or alternatively, the mean planning horizon \bar{h}); the values of the other parameters are as in the calibration introduced in section 2.3.1. While in each case the mean value of both \underline{y}^h and $\underline{\pi}^h$ is equal to zero, this averages positive values for short horizons and negative values for longer horizons. (Increasing \bar{h} increases both \underline{y}^h and $\underline{\pi}^h$ for all horizons, but this is consistent with the mean values continuing to be the zero, because the distribution of weights shifts toward greater weight on the longer horizons the larger is \bar{h} .)

The figure underlines the fact that an equilibrium with $y_t = \pi_t = 0$ depends on an understanding of the central bank's policy that allows households and firms to

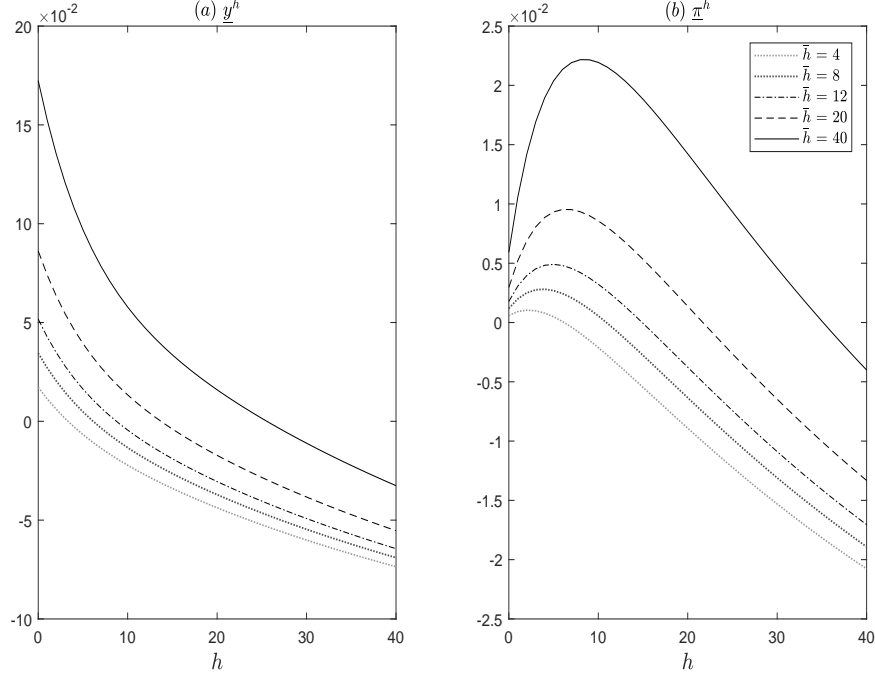


Figure 2: Expenditure and rates of price increase during the crisis period, for households and firms with different planning horizons h , under a policy that fully stabilizes aggregate output and inflation. Each line is for a distinct value of the mean planning horizon \bar{h} . Both h and \bar{h} are in quarters.

anticipate that inflation would be allowed to overshoot the long-run inflation target, under some circumstances. Even though this does not occur in the equilibrium shown in the figures, it is *anticipated* in the forward plans of both households and firms, as shown in the figure. It is important to note that in this solution, it is not just the households and firms with short planning horizons that must believe that such overshooting would be allowed. A household or firm with some long planning horizon h in period t (assumed to be a crisis period) anticipates that if the crisis persists until period $t + h - j$, inflation will at that time equal π^j — a positive quantity, for all small enough j . Since this is expected to occur with positive probability (probability μ^{h-j}), the equilibrium with full stabilization of y_t and π_t depends on all households and firms believing that with positive probability a situation will be reached in which the central bank will allow inflation to overshoot its long-run target, because of the central bank’s commitment to accommodate the continuing fiscal stimulus.

The situation would be quite different if, instead, the central bank were understood to be committed to setting the interest rate required to achieve its inflation target, unless constrained by the ZLB. In that case, there would be a maximum degree of aggregate demand stimulus that could be achieved through fiscal transfers, no matter how large the transfers might be. Under strict inflation targeting, (2.8) and (2.10) imply

$$\begin{aligned}\pi_t^0 &= -\kappa\sigma(\hat{i}_t^0 + \hat{\Delta}_t) + \kappa(1 - \beta)b_{t+1} \\ &= \min\{-\kappa\sigma(\hat{i}_t + \hat{\Delta}_t) + \kappa(1 - \beta)b_{t+1}, 0\}.\end{aligned}$$

In the case of the assumed two-state Markov chain for the financial wedge, this implies that as long as the crisis state persists, one will have

$$\pi_t^0 = \underline{\pi}^0 = \kappa \min\{(1 - \beta)b_{t+1} - \sigma\underline{\Delta}, 0\}.$$

(The corresponding value of \underline{y}^0 is simply this quantity without the prefactor κ .) Thus increases in the public debt are stimulative only up to the level

$$b^{max} \equiv \frac{\sigma\underline{\Delta}}{1 - \beta}.$$

(In our numerical calibration, this amounts to 0.36 of annual GDP.³⁷) For any level $b_{t+1} \geq b^{max}$, the model predicts that $\underline{y}^0 = \underline{\pi}^0 = 0$.

For any longer horizon h , we similarly will have $z_t^h = \underline{z}^h$ as long as the crisis state persists, where crisis values $\{\underline{z}^h\}$ can be computed recursively as follows. For any $j \geq 1$, (4.1) implies that in any crisis period,

$$\pi_t^j = [\kappa \beta + \kappa\sigma] \mu \underline{z}^{j-1} - \kappa\sigma\underline{\Delta}$$

if \hat{i}_t^j is expected to be at the lower bound. If both elements of \underline{z}^{j-1} are non-positive, this implies inflation below target, even with the interest rate at the lower bound. Hence the ZLB will bind, and we must have

$$\underline{z}^j = \mu A \underline{z}^{j-1} - \sigma a \underline{\Delta} \ll 0. \quad (4.3)$$

³⁷Note that this does not mean that there would be no effect of increasing the public debt beyond 36 percent of GDP — a level that the US is already well past. It means that, under the assumptions of our calibration, there would be no effect of an increase by more than 36 percent of GDP relative to the normal steady-state level of public debt.

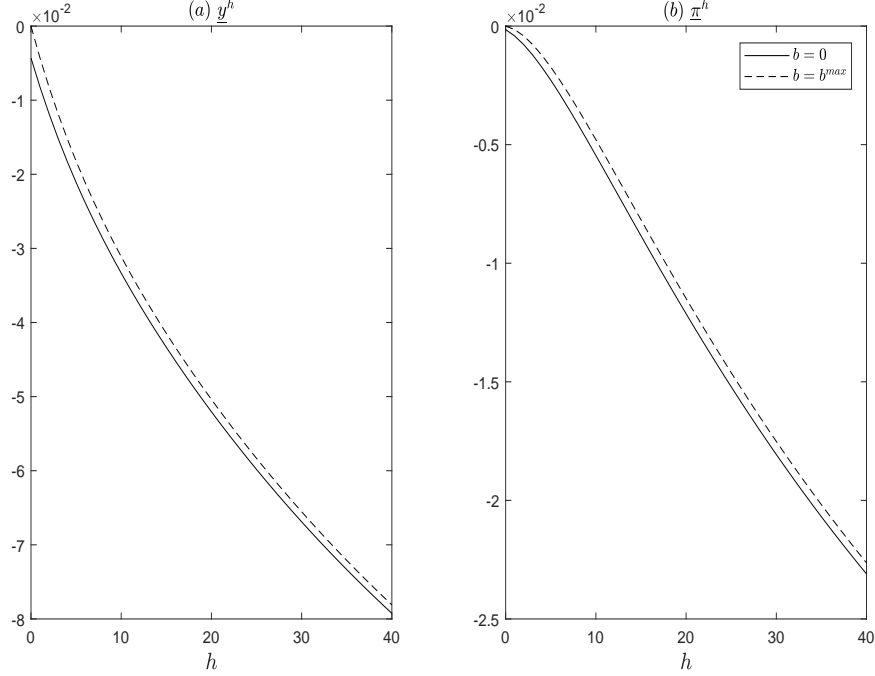


Figure 3: Expenditure and rates of price increase during the crisis period, for households and firms with different planning horizons h (in quarters) when the central bank follows a strict inflation targeting policy. The two lines correspond to the minimal and maximal sizes of fiscal stimulus.

Under the assumption that $b_{t+1} \geq b^{max}$ for as long as the crisis state persists (the most favorable assumption for a stimulative effect of fiscal policy), we have shown in the previous paragraph that $\underline{z}^0 = 0$; we can then show recursively using (4.3) that both elements of \underline{z}^j are non-positive for all $j \geq 0$. It follows that the assumption used to derive (4.3) is valid for all $j \geq 1$.

Thus under the most expansive possible fiscal policy, we will have $z_t^h = \underline{z}^h$ as long as the crisis state persists, where the sequence $\{z^h\}$ can be computed recursively using (4.3), starting from the initial condition $\underline{z}^0 = 0$. This yields the solution

$$\underline{z}^h = -\sigma \sum_{j=1}^h (\mu A)^{j-1} a \underline{\Delta} \ll 0$$

for each $h \geq 1$. Both y_t^h and π_t^h remain below their target values for all horizons $h > 0$, and more so the longer the horizon. (This is illustrated for our numerical example in

Figure 3, which shows the values of \underline{z}^h both in the case of zero fiscal stimulus³⁸ and in the case of the maximum fiscal stimulus.) We see that fiscal stimulus can mitigate the contractionary and disinflationary effects of the financial disturbance, but both spending and the rate of price increase continue to fall, even with the maximum fiscal stimulus, for all horizons $h > 0$; if planning horizons extend years into the future, the fraction of the contractionary effect that can be offset using fiscal policy alone is quite modest.

Summing over the different planning horizons (again assuming an exponential distribution of horizons), the net effect on both aggregate output and aggregate inflation is necessarily contractionary. As long as (2.20) is satisfied,³⁹ the weighted average of the $\{\underline{z}^h\}$ is a convergent sum, and equal to

$$\underline{z} = (1 - \rho) \sum_{h=0}^{\infty} \rho^h \underline{z}^h = -\rho\sigma [I - \rho\mu A]^{-1} a\underline{\Delta} \ll 0.$$

It is not possible to fully stabilize either aggregate output or inflation; both necessarily fall in the crisis state. Indeed, the effects on aggregate output and inflation are similar to those obtained in the case of no fiscal response (see equation (2.21) above): they are simply both reduced by a factor of ρ . This means that the contractionary effects are reduced by less than half, in the case of any mean planning horizon \bar{h} greater than one quarter.

Instead, it is possible to completely eliminate the contractionary effects of the increased financial wedge on both output and inflation, if an expansionary fiscal policy (an increase in the real public debt through lump-sum transfers, in an amount proportional to the excess financial wedge $\underline{\Delta}$) is combined with monetary accommodation — a commitment to keep the nominal interest rate at its lower bound during the period in which the financial wedge is large, even if this causes inflation to overshoot its long-run target. A coordinated change in both monetary and fiscal policy in response to the financial disturbance can achieve more than either policy can on its own. Thus while fiscal transfers have an important contribution to make, in the case that planning horizons are finite, the availability of this additional instrument does not make monetary stabilization policy irrelevant. Moreover, the important aspect of

³⁸Note that the results for $b = 0$ repeat those shown in Figure 1 above.

³⁹This is the condition required for both eigenvalues of $\rho\mu A$ to be less than 1, the same condition required for convergence as in the case of zero fiscal stimulus considered in section 2.3.2.

monetary policy is not what the central bank actually *does* during the period when the financial wedge is large (since the ZLB binds during this period); rather, it is what it leads people to believe that it *would* do, in the event that the ZLB were to cease to bind. In this sense, commitments about the determinants of future interest-rate policy remain a crucial dimension of policy, even when aggressive use of government transfers is possible.

4.2 The Continuing Relevance of Forward Guidance

The example considered above not only shows that the use of fiscal transfers can improve stabilization outcomes, relative to what monetary policy alone can accomplish; the results obtained might seem to make the details of monetary policy unimportant, given sufficient latitude in the way that fiscal policy can be used. If we assume a conventional objective for stabilization policy, in which the aim is to minimize the expected value of a discounted sum of squared target misses

$$E_0 \sum_{t=0}^{\infty} \beta^t [\pi_t^2 + \lambda y_t^2], \quad (4.4)$$

then it is easy to characterize an optimal joint monetary-fiscal policy in the case of an exponential distribution of planning horizons.

We have shown in this case that if (3.4) is satisfied at all times, we will have $y_t = \pi_t = 0$ at all times, which obviously achieves the minimum possible value of criterion (4.4). Moreover, it is possible to choose a state-contingent evolution $\{b_{t+1}\}$ that satisfies (3.4) at all times, in the case of *any* assumed state-contingent evolution for $\{\hat{i}_t\}$, as long as \hat{i}_t is a function only of the exogenous state, so that $\hat{i}_t^e = \hat{i}_t$.⁴⁰ For example, it is not necessary for interest-rate policy to respond at all to increases in the financial wedge in order for complete aggregate stabilization to be possible; we could assume that $\hat{i}_t = 0$ at all times, and make the fiscal authority solely responsible for responding to variations in financial conditions.

The example suggests another strong conclusion as well: it would seem that there is no need to contemplate any deviation from our baseline policy regime (strict in-

⁴⁰It is necessary, however, that we assume that interest rates do not adjust endogenously in response to changes in b_{t+1} in such a way as to keep $(1 - \rho)(1 - \beta)b_{t+1} - \sigma \hat{i}_t^e$ constant; this is the problem with an expectation that the central bank is committed to whatever interest-rate adjustments are needed to achieve a fixed inflation target.

flation targeting and zero public debt) in periods when financial wedges are small (small enough so that $\tilde{\Delta}_t = 0$), simply because there are transitory periods in which the wedges are large. In the example discussed above, it is possible to achieve full stabilization of aggregate variables even during a “crisis,” while conducting (and being expected to conduct) policy in a completely orthodox way as soon as the economy reverts to the “normal” state. Thus there is no need for forward guidance, in the sense of a commitment to more stimulative than ordinary policy for a time even after the financial wedge is again small, for the sake of improved stabilization during the period when the wedge is large.

It would be wrong, however, to draw such conclusions. We should first note that, even if minimizing the expected value of (4.4) is the sole objective of policy, the results obtained above depend on the special assumption of an exponential distribution of planning horizons. As a simple (but instructive) alternative case, suppose instead that all households and firms have a common planning horizon. In this case, the level of the nominal interest rate is not generally irrelevant; we can determine an optimal state-contingent evolution for $\{\hat{i}_t\}$ even under the assumption that the path of the public debt will be optimized for whatever monetary policy is chosen.

Moreover, it is not generally true that it will be optimal for either the public debt or the nominal interest to return immediately to the values associated with the long-run steady state as soon as the financial wedge becomes small again; instead, stabilization during the crisis period (which is necessarily imperfect) can be improved by a commitment to continue the anomalous policies of the crisis period for a time even after it would be possible to achieve full stabilization of both inflation and the output gap by immediately returning to policy “orthodoxy.” Thus forward guidance (both with regard to interest-rate policy and the path of the public debt) has an important role to play in improving outcomes during a crisis; indeed, we find that the optimal use of forward guidance regarding interest-rate policy in a coordinated monetary-fiscal response to the crisis is not too different than it would be if we ignored the possibility of countercyclical government transfers.

Let the common planning horizon be $h > 0$, and let us restrict attention to policies specified by exogenous state-contingent paths for both $\{\hat{i}_t, b_{t+1}\}$. While not completely general, this family of possible specifications includes the kind of policy that can achieve complete stabilization in the case considered above. It also allows us to consider the possibility of returning immediately to complete stabilization of

both inflation and output as soon as this is feasible, since a specification that $\hat{i}_t = -\hat{\Delta}_t, b_{t+1} = 0$ at all times as soon as the economy returns to the normal state (a state in which it is expected that financial wedges will be small from then on) will suffice to ensure this. Within this family of policies, our goal is to choose state-contingent paths $\{\hat{i}_t, b_{t+1}\}$ so as to minimize the expected value of (4.4), where $y_t = y_t^h, \pi_t = \pi_t^h$ at all times (because of the common planning horizon).

Let us begin by considering the optimal evolution of $\{b_{t+1}\}$, taking as given the state-contingent path of $\{\hat{i}_t\}$. In the case of an arbitrary interest-rate policy, we can use the same methods as above to show that z_t^h will be given by (4.2), except that in the more general case the variable $\tilde{\Delta}_t$ defined in (3.7) must be replaced by $\check{\Delta}_t \equiv \hat{\Delta}_t + \hat{i}_t$. Since only the evolution of the variables $\{z_t^h\}$ for horizon h matters for the stabilization objective, it follows from this solution that the choice of b_{t+h+1} for any exogenous state s_{t+h} in period $t+h$ affects no variables relevant to the stabilization objective other than z_t^h in the state at period t in which it is possible to reach the particular state s_{t+h} at date $t+h$. We can then reduce the problem of choosing an optimal state-contingent evolution for $\{b_{t+1}\}$ to a sequence of independent static problems: for any state s_t in period t , choose the level of b_{t+h+1} in the states at date $t+h$ that are possible conditional on being in state s_t so as to minimize $L(z_t^h) \equiv (\pi_t^h)^2 + \lambda(y_t^h)^2$, where z_t^h is given by the generalized version of (4.2).

This is a convex minimization problem, with a unique interior solution characterized by a first-order condition. If we introduce the notation

$$A^j a = \begin{bmatrix} \alpha_j \\ \gamma_j \end{bmatrix}$$

for each $j \geq 0$, then the first-order condition is given by

$$\gamma_h \pi_t^h + \lambda \alpha_h y_t^h = 0.$$

Substituting the generalization of (4.2) into this yields a linear equation (with a unique solution) for the expected public debt at the end of the planning horizon:

$$E_t b_{t+h+1} = \frac{\sigma}{1-\beta} \sum_{j=0}^h \frac{\lambda \alpha_h \alpha_j + \gamma_h \gamma_j}{\lambda \alpha_h^2 + \gamma_h^2} E_t \check{\Delta}_{t+j}. \quad (4.5)$$

Substituting this solution into the generalization of (4.2) then yields an equation for

z_t^h in the case of an optimal transfer policy, but arbitrary interest-rate policy,

$$z_t^h = \theta_t \begin{bmatrix} -\gamma_h \\ \lambda\alpha_h \end{bmatrix}, \quad \text{where} \quad \theta_t \equiv \sigma \sum_{j=0}^{h-1} \frac{\alpha_j \gamma_h - \alpha_h \gamma_j}{\lambda\alpha_h^2 + \gamma_h^2} \mathbb{E}_t \check{\Delta}_{t+j}. \quad (4.6)$$

It follows that the minimum achievable value of $L(z_t^h)$, given interest-rate policy, will be given by

$$L_t = \lambda(\lambda\alpha_h^2 + \gamma_h^2) \theta_t^2,$$

where θ_t is the function of financial wedges and interest rates defined in (4.6).

Given that these results obtain regardless of the assumed interest-rate policy, the choice of an optimal interest-rate policy reduces to the choice of a state-contingent evolution $\{\hat{i}_t\}$ subject to the lower bound (2.11) holding at all times, so as to minimize the expected value of $\sum_{t=0}^{\infty} \beta^t \theta_t^2$, where θ_t is given by (4.6). If the ZLB never binds, this problem will be solved by choosing $\hat{i}_t = -\hat{\Delta}_t$ each period, so that $\check{\Delta}_t = 0$ at all times, implying that $\theta_t = 0$ at all times. However, this will be possible if and only if financial wedges are never large, i.e., $\check{\Delta}_t = 0$ at all times — the same condition as is required for complete stabilization to be possible under the constraint that $b_{t+1} = 0$ at all times. While the availability of countercyclical fiscal transfers as an additional policy instrument reduces the losses associated with a given process $\{\check{\Delta}_t\}$ for the financial wedges not offset by contemporaneous interest-rate adjustments, it does not change the fact that complete stabilization requires (except in the case where $h = 0$) that one be able to ensure that $\check{\Delta}_t = 0$ at all times. As discussed in section 2.3, this is sometimes precluded by the ZLB.

We can also see that in general, when complete stabilization is not possible, the optimal second-best policy will involve committing to maintain $b_{t+1} > 0$ and/or $\hat{i}_t < 0$ (that is, deviation from the policies associated with the long-run steady state) even in some periods t after the financial wedge has again become small, so that an immediate return to the long-run steady state would be possible. Suppose instead that one were to have $\hat{i}_t = 0$ (and hence $\check{\Delta}_t = 0$) for all $t \geq T$, where T is the (possibly random) date at which reversion to the “normal” state occurs, while $\check{\Delta}_t$ is instead necessarily positive (because of the ZLB) at all dates $0 \leq t < T$. It would then follow that at any date t (and in any state of the world at that date) at which the financial wedge remains large, $\check{\Delta}_t > 0$ and $\check{\Delta}_{t+j}$ is also anticipated to be non-negative in all possible successor states with $j > 0$; hence the right-hand side of (4.5) will necessarily be positive.⁴¹

⁴¹Here we use the fact that all elements of the vector a and the matrix A are positive, implying

We can thus conclude that optimal policy would require that $E_t b_{t+h+1} > 0$.

If we further suppose that t is a date such that the financial wedge remains large at date t , but it is foreseen that it will necessarily be small at date $t + h$, then this requires that $b_{t+h+1} > 0$ with positive probability even after reversion to the normal state. Furthermore, on the assumption that the economy is already in the normal state at date $t + h$, and hence that $\hat{i}_{t+h} = 0$ in all possible states at that date, a policy under which $b_{t+h+1} > 0$ in some state s_{t+h} will also have to involve $\pi_{t+h}^0 > 0$ in that state.⁴² Thus the optimal joint fiscal-monetary policy must also involve an understanding that inflation would be allowed to overshoot its long-run target, even in some periods $t \geq T$. Stabilization outcomes during the period when the financial wedge remains large (and the ZLB consequently binds) are improved by committing to continue expansionary policies for a time beyond the date T at which it would be possible to again achieve complete stabilization using orthodox (and purely forward-looking) policies.

In fact, it will not generally be optimal for the central bank to set $\hat{i}_t = 0$ for all $t \geq T$; it can easily be optimal to set a lower level of interest rates, and even to keep the nominal interest rate at its lower bound, in the early periods following the reversion to the normal state. This is illustrated by a numerical example in Figure 4.⁴³ In this example, all households and firms are assumed to have planning horizons extending eight quarters into the future ($h = 8$), and the financial disturbance at date $t = 0$ increases the financial wedge (to the extent assumed in the numerical calibration proposed in section 2.3) for ten quarters. We furthermore assume for simplicity that it is known from $t = 0$ onward that the financial wedge will be elevated for exactly ten quarters (rather than assuming stochastic exit from the crisis state, as in the two-state Markov case), so that $T = 10$ with certainty.

The several panels of the figure show the (deterministic) evolution of the financial wedge, output, inflation, the nominal interest rate, and the real public debt in response to such a disturbance,⁴⁴ under three possible assumptions about monetary

that $\alpha_j, \gamma_j > 0$ for all $j \geq 0$.

⁴²This follows from (4.2), given that $\gamma_h > 0$.

⁴³We discuss further the calculations involved, and show how the results depend on the assumed planning horizon, in Appendix B.

⁴⁴Here the financial wedge, inflation and the nominal interest rate are reported in annualized terms: $\hat{\Delta}_t = 0.05$ means a safety premium of 5 percentage points per year (and is equivalent to the value $\hat{\Delta} = 0.013$ given in Table 1, where the value is for a quarterly model). Output is reported as

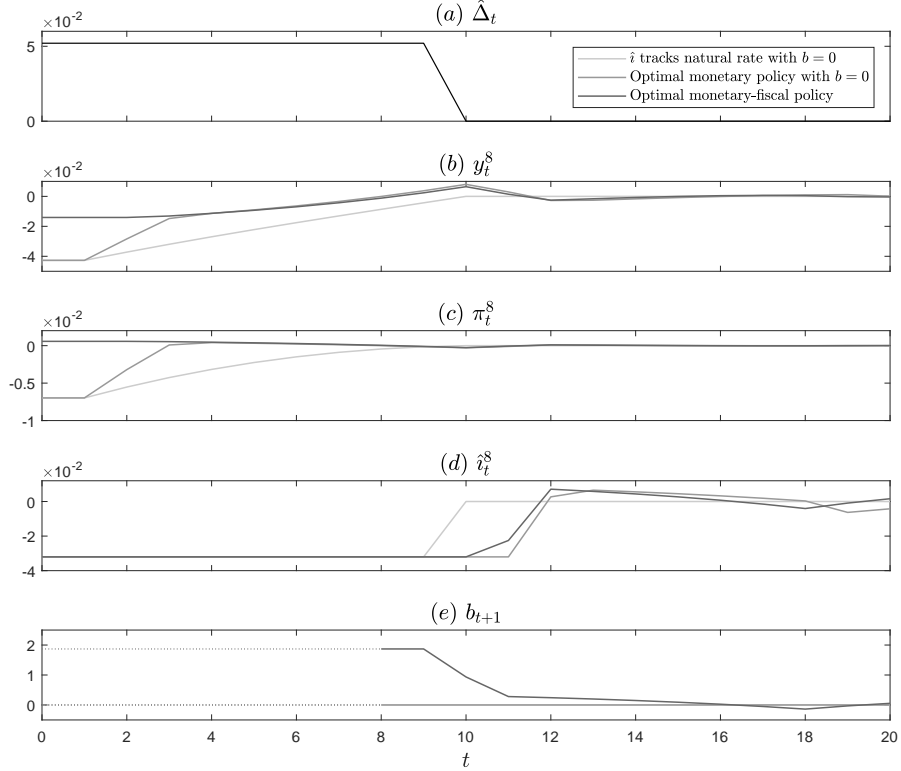


Figure 4: Equilibrium trajectories in the case of an elevated financial wedge for 10 quarters (panel (a)), under three alternative assumptions about policy: (i) $b_{t+1} = 0$ at all times, and $\hat{i}_t = \max\{-\hat{\Delta}_t, \hat{i}\}$; (ii) $b_{t+1} = 0$ at all times, but the path $\{\hat{i}_t\}$ is chosen optimally; or (iii) the paths of both $\{b_{t+1}\}$ and $\{\hat{i}_t\}$ are chosen optimally. Planning horizons extend 8 quarters into the future, and t measures quarters since the onset of the elevated financial wedge.

and fiscal policy, which is to say about the paths of $\{\hat{i}_t\}$ and $\{b_{t+1}\}$. (Both of these evolve deterministically under all of the policies considered, since no further uncertainty is resolved after date $t = 0$.) In case (i), we assume that \hat{i}_t tracks the variation in the “natural rate of interest” (the interest rate required for stabilization of the output gap, as specified in (3.5)), and that $b_{t+1} = 0$ (no response of fiscal policy to the disturbance). These assumptions lead to the same outcomes as under the “orthodox” policy discussed in section 2.3, though here we define the policies in a way that

a percentage deviation from the long-run steady state level of output, and real public debt in units of years of long-run steady state real GDP.

makes them a particular case of the class of policies studied in this section. As in section 2.3, the consequence is output contraction and inflation below target during the crisis period, but immediate stabilization of both output and inflation as soon as the economy reverts to the normal state; the only difference from the results shown in section 2.3 is that here, because the expected time to the reversion to the normal state falls as time passes during the crisis state, the effects on output and inflation are both largest at the onset of the financial disturbance.

In case (ii), we again assume that $b_{t+1} = 0$ at all times, but consider optimal forward guidance with respect to the future evolution of the central bank's nominal interest-rate target $\{\hat{i}_t\}$. In case (iii), we instead allow the paths of both $\{\hat{i}_t\}$ and $\{b_{t+1}\}$ to be optimized. In the latter case, we see that the optimal joint fiscal-monetary commitment involves promising to maintain both $b_{t+1} > 0$ and $\hat{i}_t < 0$ for a time after the reversion to the normal state in quarter 10. The figure (panel (e)) shows that optimal policy requires an increase in the public debt (by an amount equal to nearly two years' GDP) by at least quarter 8,⁴⁵ which must then be maintained in quarter 9. In quarter 10, when the financial wedge has returned to zero (see panel (a)), it continues to be optimal to maintain a larger public debt than in the long-run steady state (though not as large as the debt in quarters 8 and 9); and the optimal level of the debt continues to be somewhat positive in quarters 11 and later, though much smaller than the earlier levels of debt.

The optimal joint fiscal-monetary commitment also involves keeping the nominal interest rate lower than its long-run steady-state level, for two quarters following the reversion of the financial wedge to zero. Panel (d) of the figure shows that under policy (iii), the nominal interest rate remains at the zero lower bound in quarter 10, even though it would be possible at this time to return immediately to the long-run steady state (and policy (i) would require $\hat{i}_t = 0$ from $t = 10$ onward). The nominal interest rate also remains well below its long-run steady-state level in quarter 11, though no

⁴⁵Because all households and firms are assumed to have horizon $h = 8$ in these calculations, the response of the public debt in quarters 0 through 7 in response to the shock has no consequences for behavior. Thus the value of b_{t+1} under the optimal policy is indeterminate in these periods; this is the meaning of the dotted line shown in the figure for those periods. (The figure shows the public debt being immediately increased at the time that the financial wedge increases, since in the periods for which there is a unique solution, the public debt should be maintained at a constant level proportional to the increase in the financial wedge. But a more gradual increase in the public debt between quarters 0 and 8 would have the same effect on equilibrium output and inflation.)

longer at the lower bound. As in rational-expectations analyses of optimal forward guidance, a commitment to keep the interest rate “low for longer” following the reversion of the financial wedge to zero improves stabilization during earlier periods when the financial wedge is large (and the ZLB precludes complete stabilization as a result). (Even though planning horizons extend only eight quarters into the future, in this example, it remains true that expectations regarding $\hat{\iota}_{10}$ affect the values of θ_t in quarters $t = 3$ through 9.)

Indeed, the degree to which it is optimal to commit to keep interest rates low beyond date $T = 10$ is similar in the case when fiscal transfers are used optimally (case (iii)) as in the case where fiscal transfers cannot be used (case (ii)). The most important difference in the nature of optimal policy (and in stabilization outcomes) when fiscal policy can respond to the financial disturbance is that increasing public debt outstanding at the ends of quarters 8 and 9 can increase aggregate demand in quarters 0 and 1 — points in time at which a commitment to lower interest rates in quarter 10 or later can have no effect, because planning horizons extend only eight quarters into the future. A somewhat greater degree of stabilization in quarter 2 is also possible when fiscal transfers are used, because even though the commitment to lower interest rates in quarter 10 affects aggregate demand, the extent to which interest-rate policy can be used is limited, as the ZLB continues to bind in quarter 10. Instead, the equilibrium paths of both inflation and output are similar from $t = 3$ onward under cases (ii) and (iii). Stabilization is also superior in quarters 3 through 8 under these policies (relative to case (i)); but most of the improvement is already achieved by the use of interest-rate forward guidance alone (case (ii)).

It is also important to recognize that the superior stabilization outcomes shown in case (iii) of Figure 4 depend on people’s understanding that under this policy, the central bank is committed to maintaining low interest rates even if inflation and/or output overshoot their long-run target values, and even if such overshooting occurs at date $T = 10$ or later (which is to say, after complete stabilization has again become feasible). We first note that panel (c) of Figure 4 shows that under the optimal fiscal-monetary commitment, inflation is allowed to overshoot its long-run target value in quarters 0 through 8; this is because over this period, this degree of demand stimulus remains insufficient to raise output to its target level — some degree of over-shooting of inflation is tolerated in order not to have even greater under-shooting of output. But we further observe that this degree of stabilization depends on allowing people to

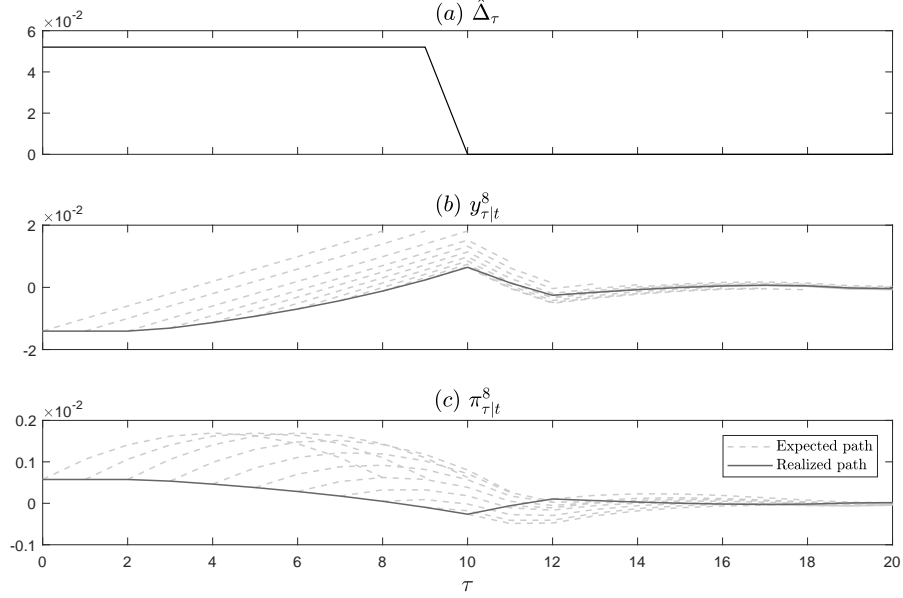


Figure 5: Dashed lines show the expected paths of output ($y_{\tau|t}^h$) and inflation ($\pi_{\tau|t}^h$) for dates $t \leq \tau \leq t + h$, under the plans calculated by households and firms with horizon $h = 8$ at successive dates t , in the case that both monetary and fiscal policy commitments are optimal (case (iii) from Figure 4). The solid lines show the predicted actual paths of output ($y_{t|t}^h$) and inflation ($\pi_{t|t}^h$). Both t and τ indicate quarters since the onset of the disturbance (again shown in panel (a)).

believe that (under circumstances that are actually counter-factual) monetary policy would allow both output and inflation to over-shoot their targets simultaneously.

Figure 5 shows the paths of output and inflation that are anticipated in the forward plans of households and firms, in the case (iii) equilibrium of Figure 4. Here the assumed path of the financial wedge is shown again in panel (a) — because this is an exogenous variable, actual and anticipated paths coincide. In the other two panels, the paths of output and inflation that are anticipated looking forward from each date are shown. If we let $y_{\tau|t}$ (respectively, $\pi_{\tau|t}$) denote the level of output (inflation) in period τ that is anticipated during forward planning in period t , then the figure shows the paths $\{y_{\tau|t}\}$ and $\{\pi_{\tau|t}\}$ for dates $t \leq \tau \leq t + 8$, looking forward from each of a succession of dates t . The solid line in each panel shows the actually realized path of the variable (the paths of $y_t = y_{t|t}$ and $\pi_t = \pi_{t|t}$ as functions of t); the dashed lines instead show the paths of $y_{\tau|t}$ and $\pi_{\tau|t}$ as functions of τ , with a separate dashed line

for each value of t .

Note that these anticipated paths involve greater over-shooting of long-run targets than the actually realized paths do. Furthermore, the over-shooting is anticipated to extend into the period $t \geq 10$ in which complete stabilization would be possible. For example, both inflation and output are anticipated to over-shoot their long-run targets simultaneously in quarter 10, in the forward plans of people looking forward from quarters $t = 2$ through 7; both are anticipated to over-shoot simultaneously in quarter 11, by people looking forward from quarters $t = 3$ through 6. Thus not only does the optimal forward guidance express an intention to keep interest rates below their long-run level in these quarters, but it requires people to believe that the central bank will do so even though (in the calculations of people considering this period several quarters earlier) this is expected to lead to over-shooting of the long-run targets for both inflation and output. Despite the optimal use of counter-cyclical transfer policy, it remains valuable for the central bank to communicate that it will not quickly return to pursuit of its normal targets following a period in which the financial wedge has been so elevated as to cause the ZLB to bind.

It might be thought that these conclusions depend on our having assumed that all households and firms have planning horizons of exactly the same length, while forward guidance about policy after the financial wedge reverts to a normal level would be unnecessary in the case of a heterogeneous distribution of planning horizons of the kind assumed in section 3. But the results in section 3 show only that in the case of an exponential distribution of planning horizons, a relatively simple policy commitment suffices to completely stabilize both an overall price index (or inflation rate) and aggregate output. This implies that the loss function (4.4) can be minimized by such a policy; yet the proposed policy does not really eliminate all distortions in the allocation of resources.

In a representative-household model, a loss function of the form (4.4) can be justified as a quadratic approximation to the level of expected utility of the representative household, under conditions discussed by Woodford (2003) and Benigno and Woodford (2005). However, those derivations apply to a model in which the aggregate output measure Y_t (or rather, $Y_t - G_t$, where G_t is the quantity of the composite good consumed by the government) represents the quantity of the composite good consumed by each household, and in which all firms that reconsider their price in period t choose the same (optimal) new price, so that the only reason for the prices of

different goods to be mis-aligned is that different firms adjust their prices at different dates.

In the model considered here, instead, if the planning horizons of different households and firms are heterogeneous, then households with different planning horizons will generally consume different amounts at a given point in time (as illustrated by panel (a) of Figure 2), and firms with different planning horizons will generally set different prices even when they adjust their prices at the same point in time (as illustrated by panel (b) of that same figure). This creates additional sources of inefficiency in the allocation of resources: non-uniform allocation of the goods produced at a given date to the different households reduces average utility (and hence reduces the representative household's *ex ante* expected utility, since households do not know *ex ante* which planning horizon they will have), and dispersion in the prices of the goods supplied by different firms (even though the aggregate inflation rate never varies) means that the composite good will be obtained in a way that uses more resources than necessary (because the quantities supplied of the different differentiated goods will not be uniform).

We leave a full analysis of welfare-optimal policy in the case of a heterogeneous distribution of planning horizons for future work, but one general point can be noted here. Once one recognizes that there are many different distortions each period (associated with the separate pricing and expenditure decisions of agents with different planning horizons) that must all be set to zero in order to achieve the first-best allocation of resources, it is evident that a first-best outcome will not generally be achievable, even when both fiscal transfer policy and interest-rate policy are available as instruments (assuming that neither can be separately targeted to households or firms depending on their planning horizon).

And the fact that the first-best allocation is not achievable makes it implausible that it will be optimal to fully stabilize both inflation and output as soon as the financial wedge reverts to its normal level (at some random date T), even though this would be optimal if one only cared about outcomes from date T onward. The reason is that changing anticipated outcomes after date T can change the allocation of resources prior to date T (when stabilization is incomplete, even under the second-best optimal policy), and it will be optimal to choose at least some degree of distortion after date T for the sake of reducing the much larger distortions before date T , just as in the RE analysis of Eggertsson and Woodford (2003). Hence we should expect in general

that forward guidance regarding policy after date T will be useful in mitigating the distortions created by the large financial wedge of the crisis period.

5 Concluding Remarks

In this paper, we reconsider the nature of effective stabilization policy when the zero lower bound is a relevant constraint on the effectiveness of conventional monetary policy, by relaxing the unrealistic assumption that people should be able to deductively reason about the economy's future evolution under a novel policy regime arbitrarily far into the future. We examine the robustness of conclusions about the consequences of particular combined monetary-fiscal regimes to changes in the assumed degree of decision makers' foresight in the economy. We find that when planning horizons are finite, the contractionary effects of a financial disturbance are less dramatic than in the rational-expectations analysis. But, as long as there is some degree of foresight, even a relatively modest financial wedge can substantially impact stabilization goals, if additional tools of stabilization policy beyond those needed under normal circumstances are not available.

Given that Ricardian equivalence does not hold when people have finite horizons, we consider in particular the extent to which pure variation in the government's budget balance, i.e., changes in the size of lump-sum transfers, can serve as a tool of stabilization policy. We show that fiscal transfers can be a powerful tool to reduce the contractionary impact of a financial disturbance, and can even make possible a complete stabilization of both aggregate output and inflation, despite the binding ZLB constraint. But the power of fiscal transfers relies on the degree of monetary accommodation of such transfers.

Moreover, neither the availability of transfer policy nor the fact that the length of planning horizons is bounded makes commitments about interest-rate policy beyond the date at which the financial disturbance has dissipated, of the kind argued for in the rational-expectations analysis of Eggertsson and Woodford (2003), no longer relevant. We show that the use of such forward guidance along with fiscal policy achieves better stabilization outcomes than fiscal policy alone would achieve under an understanding that the central bank will return to pursuit of its usual inflation target once the financial wedge is again modest in size. In a numerical example that we present, the degree to which it is optimal to commit to a continuation of looser

monetary policy beyond the time at which fundamentals have reverted to normal is roughly the same in the case of an optimal state-contingent transfer policy as in the case of no response of fiscal transfers to the disturbance at all. Thus while the rational-expectations analysis exaggerates the quantitative effects of forward guidance policies as a response to the kind of financial disturbance considered here,⁴⁶ a commitment to keeping interest rates “lower for longer” following a crisis that causes the ZLB to become a binding constraint continues to be desirable in the framework for policy analysis proposed here.

⁴⁶This has been noted by a number of authors, including Andrade *et al.* (2019), Angeletos and Lian (2018), Del Negro *et al.* (2015), Farhi and Werning (2019), Gabaix (2019), García-Schmidt and Woodford (2019), Gust *et al.*, (2018), and Woodford (2019).

References

- [1] Andrade, Philippe, Gaetano Gaballo, Eric Mengus, and Benoit Mojon, “Forward Guidance and Heterogeneous Beliefs,” *American Economic Journal: Macroeconomics* 11: 1-29 (2019).
- [2] Angeletos, George-Marios, and Chen Lian, “Forward Guidance Without Common Knowledge,” *American Economic Review* 108: 2477-2512 (2018).
- [3] Ascari, Guido, and Neil Rankin, “Effectiveness of Government Debt for Demand Management: Sensitivity to Monetary Policy Rules,” *Journal of Economic Dynamics and Control* 37: 1544-1566 (2013).
- [4] Benigno, Pierpaolo, and Michael Woodford, “Inflation Stabilization and Welfare: The Case of a Distorted Steady State,” *Journal of the European Economic Association* 3: 1185-1236 (2005).
- [5] Caballero, Ricardo J., and Emmanuel Farhi, “The Safety Trap,” *Review of Economic Studies* 85: 223-274 (2017).
- [6] Calvo, Guillermo A., “Staggered Prices in a Utility-Maximizing Framework,” *Journal of Monetary Economics* 12: 383-398 (1983).
- [7] Christiano, Lawrence, Martin Eichenbaum, and Sergio Rebelo, “When Is the Government Spending Multiplier Large?” *Journal of Political Economy* 119: 78-121 (2011).
- [8] Del Negro, Marco, Domenico Giannone, Marc P. Giannoni, and Andrea Tambalotti, “Safety, Liquidity and the Natural Rate of Interest,” *Brookings Papers on Economic Activity*, Spring 2017, pp. 235-294.
- [9] Del Negro, Marco, Marc P. Giannoni, and Christina Patterson, “The Forward Guidance Puzzle,” Federal Reserve Bank of New York Staff Report no. 574, revised December 2015.
- [10] Eggertsson, Gauti B., “What Fiscal Policy Is Effective at Zero Interest Rates?” *NBER Macroeconomics Annual* 25: 59-122 (2011).

- [11] Eggertsson, Gauti B., and Michael Woodford, “The Zero Bound on Interest Rates and Optimal Monetary Policy,” *Brookings Papers on Economic Activity*, Spring 2003, pp. 139-211.
- [12] Farhi, Emmanuel, and Ivan Werning, “Monetary Policy, Bounded Rationality, and Incomplete Markets,” *American Economic Review* 109: 38887-3928 (2019).
- [13] Gabaix, Xavier, “A Behavioral New Keynesian Model,” NBER Working Paper no. 22954, revised June 2019.
- [14] García-Schmidt, Mariana, and Michael Woodford, “Are Low Interest Rates Deflationary? A Paradox of Perfect-Foresight Analysis,” *American Economic Review* 109: 86-120 (2019).
- [15] Gust, Christopher, Edward Herbst, and David López-Salido, “Forward Guidance with Bayesian Learning and Estimation,” Finance and Economics Discussion Series no. 2018-072, Federal Reserve Board, September 2018.
- [16] Gust, Christopher, Edward Herbst, and David López-Salido, “Short-Term Planning, Monetary Policy, and Macroeconomic Persistence,” Finance and Economics Discussion Series no. 2020-003, Federal Reserve Board, December 2019.
- [17] Leeper, Eric, “Equilibria under ‘Active’ and ‘Passive’ Monetary and Fiscal Policies,” *Journal of Monetary Economics* 27: 129-147 (1991).
- [18] Mertens, Thomas, and John C. Williams, “What to Expect from the Lower Bound on Interest Rates: Evidence from Derivatives Prices,” Federal Reserve Bank of New York Staff Report no. 865, August 2018.
- [19] Taylor, John B., “Discretion Versus Policy Rules in Practice,” *Carnegie-Rochester Conference Series on Public Policy* 39: 195-214 (1993).
- [20] Taylor, John B., “Fiscal Stimulus Programs During the Great Recession,” Economics Working Paper no. 18117, Hoover Institution, December 2018.
- [21] Woodford, Michael, “Fiscal Requirements for Price Stability,” *Journal of Money, Credit and Banking* 33: 669-728 (2001).

- [22] Woodford, Michael, *Interest and Prices: Foundations of a Theory of Monetary Policy*, Princeton: Princeton University Press, 2003.
- [23] Woodford, Michael, “Simple Analytics of the Government Expenditure Multiplier,” *American Economic Journal: Macroeconomics* 3: 1-35 (2011).
- [24] Woodford, Michael, “Monetary Policy Analysis when Planning Horizons are Finite.” *NBER Macroeconomics Annual* 33: 1-50 (2019).
- [25] Woodford, Michael, and Yinxi Xie, “Policy Options at the Zero Lower Bound when Foresight is Limited,” *AEA Papers and Proceedings* 109: 433-437 (2019).
- [26] Xie, Yinxi, “Fiscal and Monetary Policy Interaction under Limited Foresight,” working paper, Columbia University, January 2020. [Available at: econ.columbia.edu/e/yinxi-xie/]

A Output and Inflation Stabilization with an Exponential Distribution of Planning Horizons

Here we demonstrate that the combination of a monetary policy specified by (3.5) and a fiscal policy specified by (3.6) each period imply complete stabilization of aggregate output and inflation at all times, in the case of an exponential distribution of planning horizons, $\omega_h = (1 - \rho)\rho^h$ for all $h \geq 0$. In the text, we have already shown that this monetary rule implies that the spending and price-increase decisions of households and firms with an arbitrary planning horizon h are given by equation (4.2). This is a well-defined, unique solution, independent of any assumption about the distribution of planning horizons in the economy. There will therefore exist a well-defined, unique solution in the case of an exponential distribution of planning horizons if and only if the infinite sums

$$z_t = (1 - \rho) \sum_{h=0}^{\infty} \rho^h z_t^h \quad (\text{A.1})$$

converge, where z_t^h is given by (4.2). This is the issue that remains to be addressed.

Let us first consider the partial sum that aggregates the decisions of only the part of the population with horizons less than or equal to k periods,

$$z_t^{(k)} = (1 - \rho) \sum_{h=0}^k \rho^h z_t^h$$

for some finite k . This finite sum is obviously well-defined; it remains to be determined whether the sequence $\{z_t^{(k)}\}$ converges as k is made large.

Substituting (4.2) into this definition yields

$$\begin{aligned} z_t^{(k)} &= -\sigma(1 - \rho) \sum_{h=0}^k \rho^h \sum_{j=0}^h [A^j a] E_t \tilde{\Delta}_{t+j} + (1 - \beta)(1 - \rho) \sum_{h=0}^k \rho^h [A^h a] E_t b_{t+h+1} \\ &= -\sigma(1 - \rho) \sum_{h=0}^k \sum_{j=h}^k \rho^j [A^h a] E_t \tilde{\Delta}_{t+h} + (1 - \beta)(1 - \rho) \sum_{h=0}^k \rho^h [A^h a] E_t b_{t+h+1} \\ &= \sum_{h=0}^k [A^h a] E_t [(1 - \beta)(1 - \rho)\rho^h b_{t+h+1} - \sigma(\rho^h - \rho^{k+1})\tilde{\Delta}_{t+h}]. \end{aligned}$$

If we further substitute the fiscal rule (3.6) into this, we obtain

$$z_t^{(k)} = \sigma\rho^{k+1} \sum_{h=0}^k [A^h a] E_t \tilde{\Delta}_{t+h}. \quad (\text{A.2})$$

Thus the condition required for a well-defined solution is convergence of the sequence defined by the right-hand side of (A.2) as k becomes large.

The existence of a well-defined limit depends on the asymptotic rate of growth of the expected future excess financial wedge $E_t \tilde{\Delta}_{t+h}$. A sufficient condition for the existence of a well-defined solution is that $\tilde{\Delta}_t = 0$ with probability one beyond some finite future date T . In this case, for all $k \geq T - t$, $z_t^{(k)}$ is a constant multiple of ρ^k , and hence converges to zero as k is made large (regardless of the value of $\rho < 1$).

But this is not necessary: a weaker sufficient condition is that there exists a finite constant $C > 0$ such that $E_t \tilde{\Delta}_{t+h} \leq C \cdot \mu^h$ for all h , where $\mu \geq 0$ is a growth factor satisfying (2.20). As discussed in the text, this bound implies that both eigenvalues of A are less than $\rho^{-1}\mu^{-1}$. The partial sum $\sum_{h=0}^k [A^h a]$ is therefore positive, increases in k , and grows asymptotically with a growth factor less than $\rho^{-1}\mu^{-1}$. Hence the right-hand side of (A.2) is necessarily non-negative (since (3.7) implies that $\tilde{\Delta} \geq 0$ at all times), and bounded above by a positive sequence that converges to zero at an exponential rate as k is made large.

Hence under this condition, the infinite sum in (A.1) is well-defined, and equal to

$$z_t = \lim_{k \rightarrow \infty} z_t^{(k)} = 0.$$

Thus the specified joint fiscal-monetary regime implies the existence of a well-defined unique equilibrium, in which $y_t = \pi_t = 0$ at all times, as stated in the text. Among the cases in which a well-defined equilibrium exists is the two-state Markov process for the financial wedge introduced in section 2.3, under the assumption that the probability μ of continuation of the crisis state satisfies (2.20), the condition already discussed in section 2.3.2 for the existence of a well-defined equilibrium in the case of a balanced-budget policy and strict inflation targeting.

B Optimal Fiscal-Monetary Policy Coordination: Numerical Methods

In this section, we propose a numerical method to compute the solutions for optimal exogenous state-contingent fiscal transfer policy and interest rate policy. Assume all the agents have the same planning horizon, and the path of financial wedge is perfectly predictable, i.e., $\hat{\Delta}_t = -\hat{i} + \underline{\Delta}$ for $0 \leq t < T - 1$, where $\underline{\Delta} > 0$ is the excess

financial wedge that cannot be offset by a reduction in nominal interest rate, and $\hat{\Delta} = 0$ for all $t \geq T$. We consider the following class of policies: the fiscal policy is specified by an exogenous path of the real public debt b_{t+1} , and the monetary policy is specified by an exogenous path of the nominal interest rate \hat{i}_t consistent with the ZLB constraint (2.11).

The structural equations (2.7) and (2.9) can be written as

$$z_t^j = Az_{t+1}^j - \sigma a(\hat{i}_t + \hat{\Delta}_t)$$

for all $j \geq 1$, while (2.8) and (2.10) can be written as

$$z_t^0 = -\sigma a(\hat{i}_t + \hat{\Delta}_t) + (1 - \beta)ab_{t+1},$$

where $z_t^j = [y_t^j \ \pi_t^j]'$ and the matrices A and a are defined as in (2.12).

Since the path of $\hat{\Delta}_t$ is exogenously given, the policy variables $\{\hat{i}_t, b_{t+1}\}$ can be equivalently described by the sequences of $\{\check{\Delta}_t, b_{t+1}\}$, where $\check{\Delta}_t = \hat{i}_t + \hat{\Delta}_t$. The problem of solving optimal monetary and fiscal policy is then to choose $\{\check{\Delta}_t, b_{t+1}\}$ for all $t \geq 0$, subject to the constraints that $\check{\Delta}_t \geq \underline{\Delta} > 0$ for all $0 \leq t < T$ and $\check{\Delta}_t \geq \hat{i}$ for all $t \geq T$, so as to minimize the welfare loss (4.4).

Now we characterize the solution to such an optimal fiscal and monetary policy problem. Let us first take the sequence of $\{\check{\Delta}_t\}$ as given, and derive the optimal choice of the sequence $\{b_{t+1}\}$, which is a sequence of independent static optimization problems. More specifically, for any period $t \geq 0$, we choose b_{t+h+1} to minimize $(\pi_t^h)^2 + \lambda(y_t^h)^2$, where $\{y_t^h, \pi_t^h\}$ are given by

$$z_t^h = -\sigma \sum_{j=0}^h [A^j a] \check{\Delta}_{t+j} + (1 - \beta)[A^h a] b_{t+h+1}. \quad (\text{B.3})$$

Denote $[A^j a] = [\alpha_j \ \gamma_j]'$ for each $j \geq 0$, and then the F.O.C.s of the problem for optimal fiscal transfer policy are given by

$$\begin{bmatrix} \lambda \alpha_h & \gamma_h \end{bmatrix} z_t^h = 0,$$

which yields the unique solution of b_{t+h+1} to be

$$b_{t+h+1} = \frac{\sigma \sum_{j=0}^h (\lambda \alpha_h \alpha_j + \gamma_h \gamma_j) \check{\Delta}_{t+j}}{(1 - \beta)(\lambda \alpha_h^2 + \gamma_h^2)}. \quad (\text{B.4})$$

By substituting the expression of b_{t+h+1} into (B.3), the output and inflation under the optimal fiscal transfer policy conditional on a given state-contingent interest rate

policy are thus given by

$$\begin{aligned} z_t^h &= -\sigma \sum_{j=0}^{h-1} \{[A^j a] - \frac{(\lambda \alpha_h \alpha_j + \gamma_h \gamma_j)}{\lambda \alpha_h^2 + \gamma_h^2} [A^h a]\} \check{\Delta}_{t+j} \\ &= [-\sigma \sum_{j=0}^{h-1} \theta_j \check{\Delta}_{t+j}] \begin{bmatrix} \gamma_h \\ -\lambda \alpha_h \end{bmatrix}, \end{aligned}$$

where $\theta_j = \frac{\alpha_j \gamma_h - \alpha_h \gamma_j}{\lambda \alpha_h^2 + \gamma_h^2}$ for each $0 \leq j \leq h-1$. It follows that the minimized value of the objective function $L_t \equiv (\pi_t^h)^2 + \lambda (y_t^h)^2$ is equal to

$$L_t = [\sigma \sum_{j=0}^{h-1} \theta_j \check{\Delta}_{t+j}]^2 \lambda (\lambda \alpha_h^2 + \gamma_h^2).$$

We now consider the optimal monetary policy $\{\check{\Delta}_t\}$ so as to minimize $\sum_{t=0}^{\infty} \beta^t L_t$, subject to the constraint $\check{\Delta}_t \geq \underline{\Delta} > 0$ for all $0 \leq t < T$ and $\check{\Delta}_t \geq \hat{\underline{\Delta}}$ for all $t \geq T$. The F.O.C.s of the optimal choice of $\check{\Delta}_t$ for any $t \geq h-1$ are given by

$$\sum_{j=0}^{h-1} \beta^{-j} [\sum_{l=0}^{h-1} \theta_l \check{\Delta}_{t-j+l}] \theta_j \geq 0, \quad \check{\Delta}_t \geq \underline{\Delta}_t, \quad (B.5)$$

where at least one of these inequalities must hold with equality, and $\check{\Delta}_t = \underline{\Delta}$ for all $0 \leq t < T$ and $\check{\Delta}_t = \hat{\underline{\Delta}}$ for all $t \geq T$. Instead, for any $0 \leq t < h-1$, the F.O.C.s are given by

$$\sum_{j=0}^t \beta^{-j} [\sum_{l=0}^{h-1} \theta_l \check{\Delta}_{t-j+l}] \theta_j \geq 0, \quad \check{\Delta}_t \geq \hat{\underline{\Delta}}_t. \quad (B.6)$$

We conjecture that the solution of $\{\check{\Delta}_t\}$ to (B.5) and (B.6) has the following form: there exists a T^* such that the ZLB binds in every period up to some date $T^* \geq 0$, and then the ZLB never binds for any dates $t \geq T^*$, i.e., for any $0 \leq t < T^*$, $\check{\Delta}_t = \underline{\Delta}_t$, while $\sum_j \beta^{-j} [\sum_{l=0}^{h-1} \theta_l \check{\Delta}_{t-j+l}] \theta_j = 0$ for all $t \geq T^*$, and $\check{\Delta}_t \rightarrow 0$ as $t \rightarrow \infty$.

Under this conjecture, for numerical purpose, we assume that there exists a large enough T^{max} such that $\check{\Delta}_t = 0$ for any date $t > T^{max}$.⁴⁷ Then (B.5) and (B.6) give a total number of $T^{max} - T^* + 1$ linear equations for the periods $T^* \leq t \leq T^{max}$ in which the ZLB is not binding, with the unknown variables $\{\check{\Delta}_t\}_{t=T^*}^{T^{max}}$. This linear system yields a unique solution if there exists one. Thus we can start with $T^* = 0$ and increase the possible values of T^* until we find a value of T^* satisfying all the inequality conditions. In other words, for a given guess of T^* , we have a system of linear equations to solve with a unique solution $\{\check{\Delta}_t\}$; then we check whether the solution satisfies a sequence of inequalities (in which case it is the desired solution).

⁴⁷In the numerical exercise, we take $T^{max} = 200$.

Once we get the solution of T^* and the sequence of $\{\check{\Delta}_t\}$, the optimal fiscal transfer policy is accordingly pinned down by (B.4). With the solution of optimal fiscal and monetary policy, the realized paths of output and inflation are then given by (B.3), while the expected path of output and inflation are given by (2.7)-(2.10).

Figure B.6 and B.7 show the equilibrium dynamics of output, inflation, interest rate, and public debt with different common planning horizons under the optimal fiscal transfer policy and monetary policy. In these figures, the economy enters the crisis state at time $t = 0$ and reverts to the normal state after 10 quarters ($T = 10$). All the variables are reported in annualized terms. Moreover, Figure B.8 illustrates the expected and realized paths of output and inflation under the optimal combined fiscal-monetary policy with a common planning horizon $h = 20$. The dashed lines in the figure indicate the expected paths of output and inflation in the agents' forward planning exercise, while the solid lines indicate the realized paths of output and inflation.

So far, we have shown the numerical methods for the solution of optimal combined fiscal transfer policy and interest rate policy. In order to highlight the role of fiscal transfer policy, we now consider the case of optimal exogenous state-contingent interest rate policy but with $b_{t+1} = 0$ at all times (as included in Figure 4). In this case, the dynamics of output and inflation (B.3) are instead given by

$$z_t^h = -\sigma \sum_{j=0}^h [A^j a] \check{\Delta}_{t+j}.$$

Then, the minimized value of the objective function $L_t \equiv (\pi_t^h)^2 + \lambda(y_t^h)^2$ is equal to

$$L_t = [\sigma \sum_{j=0}^h \gamma_j \check{\Delta}_{t+j}]^2 + \lambda [\sigma \sum_{j=0}^h \alpha_j \check{\Delta}_{t+j}]^2.$$

The F.O.C.s for the optimal monetary policy with $b_{t+1} = 0$ for any t are thus given by

$$\sum_{j=0}^h \beta^{-j} [(\sum_{l=0}^h \gamma_l \check{\Delta}_{t-j+l}) \gamma_j + \lambda (\sum_{l=0}^h \alpha_l \check{\Delta}_{t-j+l}) \alpha_j] \geq 0, \quad \check{\Delta}_t \geq \underline{\Delta}_t,$$

for any $t \geq h$, while for any $0 \leq t < h$, the F.O.C.s are given by

$$\sum_{j=0}^t \beta^{-j} [(\sum_{l=0}^h \gamma_l \check{\Delta}_{t-j+l}) \gamma_j + \lambda (\sum_{l=0}^h \alpha_l \check{\Delta}_{t-j+l}) \alpha_j] \geq 0, \quad \check{\Delta}_t \geq \underline{\Delta}_t.$$

We similarly conjecture that there exists a T^* such that the ZLB binds in every period up to some date $T^* \geq 0$, and then the ZLB never binds for any dates $t \geq T^*$.

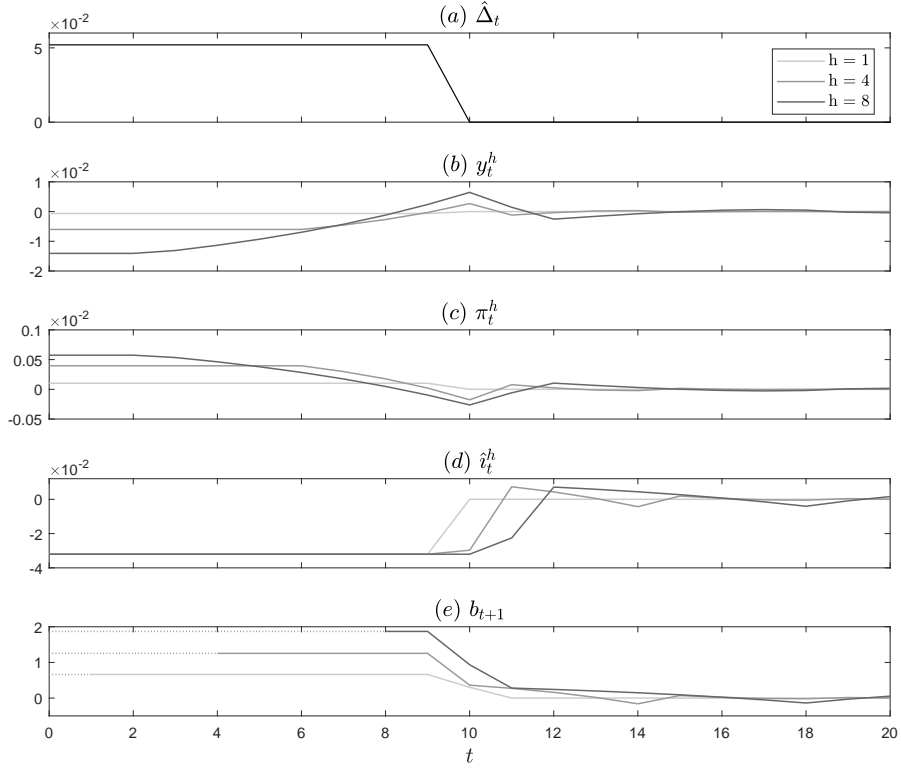


Figure B.6: Equilibrium trajectories in the case of an elevated financial wedge for 10 quarters, for households and firms with relatively short common planning horizons, under the paths of both $\{b_{t+1}\}$ and $\{\hat{i}_t\}$ being chosen optimally. The planning horizon h is in quarters, and t measures quarters since the onset of the elevated financial wedge.

With the same numerical method as in solving the optimal combined fiscal-monetary policy problem, we can similarly solve for the optimal monetary policy of $\{\check{\Delta}_t\}$ under the assumption of $b_{t+1} = 0$ at all times.

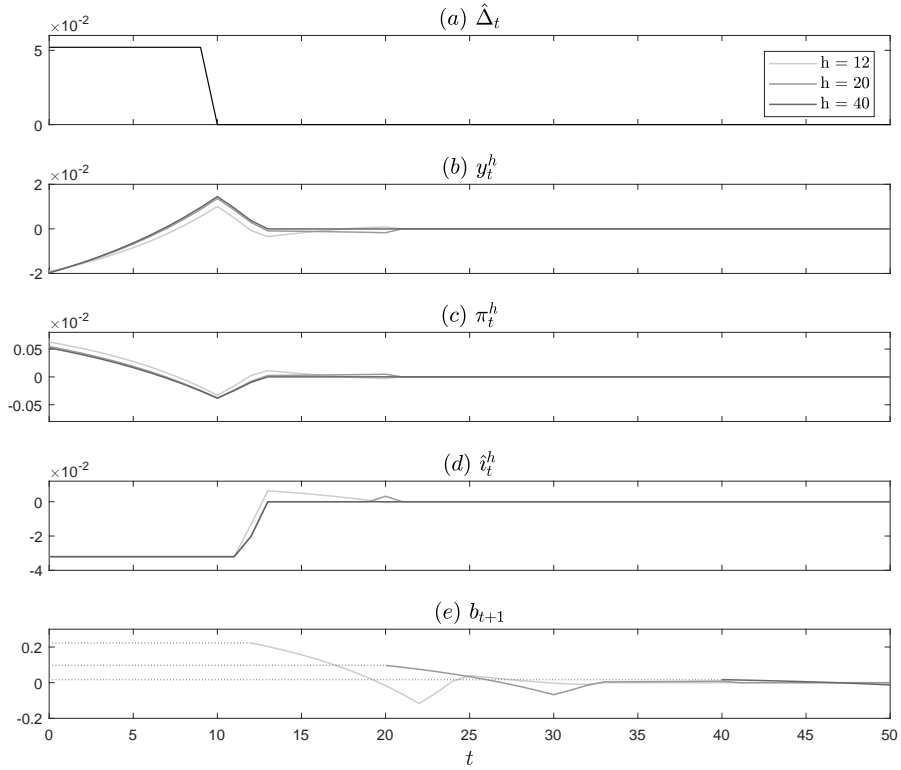


Figure B.7: Equilibrium trajectories in the case of an elevated financial wedge for 10 quarters, for households and firms with relatively long common planning horizons, under the paths of both $\{b_{t+1}\}$ and $\{\hat{i}_t\}$ being chosen optimally. The planning horizon h is in quarters, and t measures quarters since the onset of the elevated financial wedge.

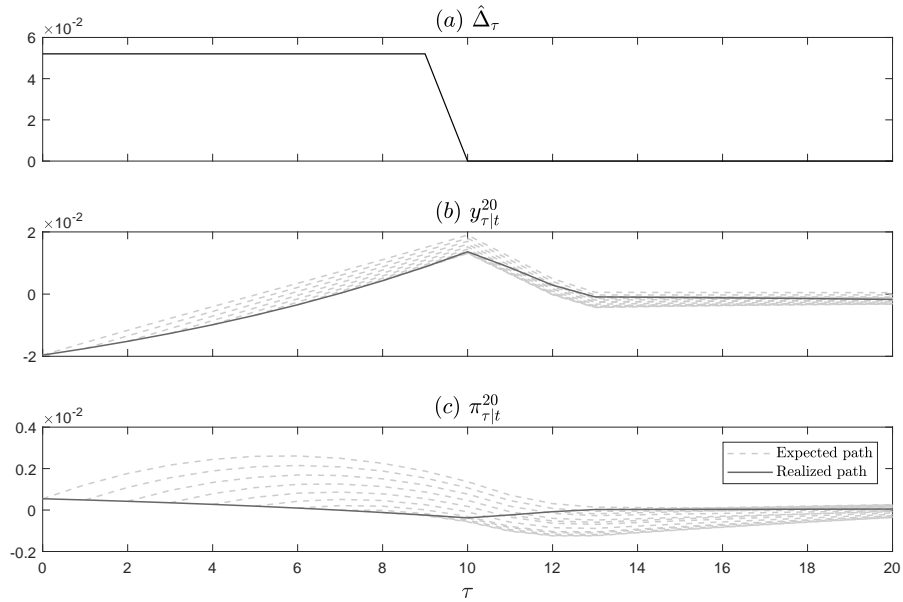


Figure B.8: Dashed lines show the expected paths of output ($y_{\tau|t}^h$) and inflation ($\pi_{\tau|t}^h$) for dates $t \leq \tau \leq t + h$, under the plans calculated by households and firms with horizon $h = 20$ at successive dates t , in the case that both monetary and fiscal policy commitments are optimal. The solid lines show the predicted actual paths of output ($y_{t|t}^h$) and inflation ($\pi_{t|t}^h$). Both t and τ indicate quarters since the onset of the disturbance.