

NBER WORKING PAPER SERIES

HENRY AGARD WALLACE, THE IOWA CORN YIELD TESTS, AND THE ADOPTION
OF HYBRID CORN

Richard C. Sutch

Working Paper 14141
<http://www.nber.org/papers/w14141>

NATIONAL BUREAU OF ECONOMIC RESEARCH
1050 Massachusetts Avenue
Cambridge, MA 02138
June 2008

Thanks to Connie Chow and Hiroko Inoue for research assistance, to Susan B. Carter for critical advice, to Mason Gaffney for prodding questions that stimulated much further research, and to Norman Ellstrand for assistance with the plant biology. Financial support was provided by a National Science Foundation Grant: “Biocomplexity in the Environment, Dynamics of Coupled Natural and Human Systems.” Administrative support was provided by the Biotechnology Impacts Center and the Center for Economic and Social Policy at the University of California, Riverside. The views expressed herein are those of the author(s) and do not necessarily reflect the views of the National Bureau of Economic Research.

NBER working papers are circulated for discussion and comment purposes. They have not been peer-reviewed or been subject to the review by the NBER Board of Directors that accompanies official NBER publications.

© 2008 by Richard C. Sutch. All rights reserved. Short sections of text, not to exceed two paragraphs, may be quoted without explicit permission provided that full credit, including © notice, is given to the source.

Henry Agard Wallace, the Iowa Corn Yield Tests, and the Adoption of Hybrid Corn
Richard C. Sutch
NBER Working Paper No. 14141
June 2008
JEL No. N12

ABSTRACT

This research report makes the following claims:

- 1] There was not an unambiguous economic advantage of hybrid corn over the open-pollinated varieties in 1936.
- 2] The early adoption of hybrid corn before 1937 can be better explained by a sustained propaganda campaign conducted by the U.S. Department of Agriculture at the direction of the Secretary of Agriculture, Henry Agard Wallace. The Department's campaign echoed that of the commercial seed companies. The most prominent hybrid seed company, Pioneer Hi-Bred Company, was founded by Wallace and he retained a financial interest while serving as Secretary.
- 3] The early adopters of hybrid seed were followed by later adopters as a consequence of the droughts of 1934 and especially 1936. The eventual improvement of yields as newer varieties were introduced explains the continuation and acceleration of the process.

Richard C. Sutch
Economics Department
Sproul Hall
University of California
Riverside, CA 92521
and NBER
richard.sutch@ucr.edu

Every economist knows the story of hybrid corn. Zvi Griliches (1930-1999) made the adoption of hybrid varieties in the United States the exemplar for his model of technological diffusion [Griliches 1957b]. This classic article is taught in every graduate program and routinely receives over twenty Web of Science citations a year. As evidence of its iconic status, the article's citation counts have been rising steadily over the last half century [Diamond 2004: 380]. Reproducing data originally collected by the Department of Agriculture's Statistical Reporting Service on the percentage of corn acreage planted with hybrid seed, Griliches observed a lazy S-shaped cumulative logistic diffusion pattern. Figure 1 returns to the original data and extends the coverage to 1960 (the last date available). It illustrates the well-known shape.

Hybrid corn (technically “double-cross inbred-hybrid corn”) was “invented” by Donald F. Jones in 1917-1918 and was developed and introduced on a trial basis in 1924 by Henry Agard Wallace. In the 1920s the Iowa Experiment Station began scientific field trials. Wallace's hybrid was first entered in 1921. It won first place in 1924. It was first sold commercially in 1925. Competitors began sales in 1928. Widespread commercial adoption began in 1932 [Olmstead 2006: IV-9; Zuber and Robinson 1941: 589]. In 1933 about 0.1 percent of the nation's corn acreage was planted to the new seed. By 1960, 96.3 percent of acreage was planted to hybrid varieties [USDA, *Agricultural Statistics 1962*, Table 46: 41; USDA, *Track Records*, April 2004: 19]. Griliches considered the adoption pattern displayed in Figure 1 to have been remarkably rapid [Griliches 1957b: 502].

Griliches's explanation for the rapid and complete abandonment of open-pollinated corn in favor of the new hybrid varieties was based on a simple set of “stylized facts.” He considered hybrid corn superior to the traditional open-pollinated varieties from the beginning and suggested that that superiority was established in 1935 and persisted thereafter.¹ The advantage of hybrids, according to Griliches, could be

¹ The date 1935 is the year that acreage planted to hybrid corn exceeded ten percent of the total in the district at the heart of the hybrid revolution. Griliches chose ten percent “as an indicator that the

objectively measured by the relative increase in yield over the open-pollinated corn [Griliches 1957b: 516-517]. He assumed that the new varieties required no significant increase in capital investment or annual inputs. According to this analysis the adoption process in a given district was one of disequilibrium transition [p. 503]. Griliches attributed the lags in the process to “imperfect knowledge.” It “takes time to realize that things have in fact changed” [p. 516]. The spread of hybrid corn geographically was slowed somewhat by the supply lags in developing and introducing hybrid varieties tailored to the specific soil type, weather conditions, and latitude of the peripheral regions.² But even this process was rapid. Using the rule of thumb suggested by Griliches to mark the start of an adoption process as the date that ten percent of acreage was planted to hybrid corn, Iowa in 1936 was followed by Illinois, Indiana, and Wisconsin in 1937, by Minnesota in 1938, and by Ohio, Nebraska, and Missouri in 1939.³ See Figure 2.

The development of hybrid corn and its rapid adoption were, nearly from the beginning, hailed as a triumph of twentieth-century biotechnology and one that carried with it enormous welfare benefits [Sprague 1946:101].⁴ In a chart that is perhaps even

development had passed the experimental stage and that superior hybrids were available to farmers in commercial quantities.” The region where this breakthrough occurred was the Sixth Iowa Crop Reporting District [Griliches 1957b: 507 and Table II, p. 508]. The sixth district comprised Bremer, Black Hawk, Benton, Buchanan, Linn, Delaware, Jones, Dubuque, Jackson, and Clinton Counties, all in Iowa.

² Paul David, in an insightful review, has criticized the Griliches approach “for lacking any real micro-level technology choice model” [David 2003:5]. Edwin Mansfield [1961] can be credited with supplying such a model to explain the logistic shape (although as David points out, Mansfield’s model is simply one of many formulations consistent with the data). Mansfield suggested that the probability that a non-user would switch to a new technology would be a function of the number of those in the immediate neighborhood who had already accepted the technology. This “contagion” model, borrowed from epidemiology, leads to the logistic diffusion curve. Bronwyn Hall [2004] provides a review of the theoretical literature on diffusion from both sociology and economics.

³ State level data on the percentage of corn acres planted to hybrids are available in various annual issues of *Agricultural Statistics*. I have relied on the volumes for 1945 (Table 46, p. 42), 1948 (Table 50, p. 48), 1950 (Table 49, p. 47), 1952 (Table 43, p. 40), 1954 (Table 38, p. 30), 1957 (Table 40, p. 39), 1959 (Table 43, p. 33), and 1961 (Table 43, p.33).

⁴ Griliches estimated the rate of return on hybrid corn research of at least 700 percent annually as of 1955 [Griliches 1958:419].

more famous, at least among plant scientists, than Griliches's logistic, the rise in corn yields per acre is employed to suggest that hybrid corn was responsible for a biotechnological revolution that abruptly ended a sustained period of "biological stasis." Figure 3 displays the "hockey stick" graph reproduced dozens of times in the scientific literature.⁵ The chart plots USDA statistics on corn yields per acre dating back to 1866. There was a remarkable stability in yields with no discernable trend before 1936.⁶ Thereafter yields began to increase and they have continued upward ever since. Yields per acre rose from an average of 25 bushels per acre before 1936 to 135 bushels per acre in the years 2000-2002 [Carter *et al* 2006: Series Da693-694], more than a five-fold increase. *Perhaps* too casually, this increase has been attributed (1) to the continuing adoption of the hybrid varieties between 1936 and 1960 and (2) to the continuing improvement of hybrid traits as new varieties were introduced between 1936 and 1989 [Duvick 1992].

I say "*perhaps* too casually," because the introduction of hybrids was also accompanied by the increase use of synthetic nitrogen fertilizers, increased planting densities, and the adoption and improvements in planting and harvesting machinery. However, these developments were intimately interrelated. One of the hybrid traits introduced improved the plant's ability to absorb nitrogen fertilizers and indeed the use of fertilizer was required to reach the potential of the hybrids. Similarly, the increased planting densities were possible only because of traits that reduced the plant's requirements for full sunlight and that increased its resistance to lodging – the tendency of the plant to lie down or fall over when beaten down by the wind. Even then high density was possible only with the heavy application of fertilizer. Increased planting

⁵ As an indication of how ubiquitously Figure 3 appears, I note that a standard textbook on corn for plant scientists [Smith, Betrán, and Runge 2004] reproduces a version of this chart four times in four separate chapters [Troyer 2004: Chapter 1.4, Figure 32, p. 218; Betrán, Bänziger, and Menz 2004: Chapter 2.3, Figure 6, p. 351; Wisner and Baldwin 2004: Chapter 3.8, Figure 2, p. 759; and Halauer 2004: Chapter 4.4, Figure 1, p. 901].

⁶ Alan Olmstead and Paul Rhode [2008] have challenged the notion of a biological stasis before 1936. They view the stability of yields before 1936 as due to a balance of conflicting forces some of which would depress yields and counterbalancing ones that worked to raise yields.

densities required the abandonment of the horse and the horse-wide path between the rows of corn. Thus the adoption of machinery was a necessary component for achieving the full potential of hybrid corn.⁷ Since hybrid seed, synthetic fertilizer, and gasoline tractors were a necessary triad, it is not really possible to partition responsibility for the yield increases among them.

The continuing improvement in the performance of hybrids after their initial introduction is an important part of the story. Figure 4 reproduces the results of field experiments conducted in 1989 and 1990 in central Iowa. Forty-one varieties introduced between 1934 through 1989 by Pioneer Hi-Bred (a leading seed producer and a key player in the story to follow), “all popular in their time,” together with the most famous open-pollinated variety, Reid’s Yellow Dent, were planted in adjacent fields in a demonstration designed to illustrate the advance of yields due to genetic improvement [Duvick 1992: 70]. As Figure 4 illustrates, yields advanced at an average rate of 1.16 bushels per acre per year throughout this 55-year period.

Despite the undeniable improvement in plant traits and the obvious appeal of the Griliches adoption story, this report makes the following claims:

1] There was *not* an unambiguous economic advantage of hybrid corn over the open-pollinated varieties at the time of planting in 1936.

2] The early adoption of hybrid corn before 1937 can be better explained by a sustained propaganda campaign conducted by the U.S. Department of Agriculture at the direction of the Secretary of Agriculture, Henry Agard Wallace. The Department’s message echoed that of the commercial seed companies. Wallace was the founder of the Pioneer Hi-Bred Seed Company, the first and largest producer of hybrid seed.

3] Later adopters of hybrid seed were motivated by the drought resistance of one experimental hybrid variety discovered during the drought of 1934 and vividly

⁷ On several of these points see: Castleberry, Crum, and Krull [1984: 33].

demonstrated during the drought of 1936. The eventual improvement of yields as newer varieties were introduced and the imitative force of “collective logic” explain the continuation and acceleration of the process. Given the required capital investments in fertilizer tanks and tractors and the inability to save and plant one’s own seed, adoption tended to be irreversible.

4] The biological revolution in corn, commonly associated with the introduction of hybrid varieties, was not a unique phenomenon. Indeed, I find remarkably similar “hockey stick graphs” for the yields per acre in cotton, wheat, tobacco, oats, potatoes, and barley. The simultaneous increase in the yields of so many different crops during this period is more properly attributed to the discovery of an economical process for synthesizing ammonia and the consequent increase in the use of synthetic fertilizers.

The Iowa Corn Yield Tests and Hybrid Superiority

Griliches assumed that hybrid corn had an economically significant and unambiguous superiority over open-pollinated corn from the time it was first introduced. He reported that this superiority could be gauged by a 15- to 20-percent higher yield achieved with hybrid corn over the traditional open-pollinated varieties. Griliches also suggested that this relative advantage applied to both high- and low-yielding soils, good years and bad [Griliches 1957b: 516-517; 1958: 421]. His citations to support this estimate of the yield advantage were from an unpublished Federal Commodity Insurance Corporation source dated 1942, and published sources dated 1940 [USDA], 1946 [Sprague], and 1952 [Rogers and Collier]. None of these sources referred to the 1932-1936 period of early adoption. The 1940 USDA report cited the claims of “plant breeders” [Griliches 1957b:517].⁸ G.F. Sprague, an agronomist at Iowa State College, based his 20-percent estimate on the increase in per acre yields observed in Iowa between

⁸ There was a survey of “scientists engaged in crop breeding” taken (probably) in 1938 that reported estimates of the hybrid yield advantage that ranged from 5 to 25 percent, the authors concluded that the probable range was 10 to 15 percent [Dowell and Jesness 1939: Table 1 and pp. 480-481]. This may have been the source for the USDA’s 1940 report of the opinions of “plant breeders.”

1933, when only 0.7 percent of the corn acreage was hybrid, and 1943, when 99.5 percent hybrid planting was reported and he attributed the entire advance to the use of hybrid seed [Sprague 1946: Figure 1, p. 101].⁹ John Rogers, a professor of agronomy at College Station, Texas, and Jesse Collier, at the Texas Blackman Experiment Station, simply reported without citation “experience in other corn-growing regions” [1952: 7]. None of these reports seems a very reliable source and none explicitly examine the relative superiority of hybrid corn in the first half of the 1930s.

The best and most appropriate data on the relative yields of different corn varieties are the reports of field trials conducted by the agricultural experiment stations. These remain unexploited by quantitative historians.¹⁰ Beginning with the Iowa Agricultural Experiment Station in the early-1920s, many of the stations in corn-belt states conducted controlled plantings of open-pollinated, experimental hybrid, and commercially-available hybrid seeds and published the results in the Stations’ *Bulletins*. This paper relies on the data available from the Iowa Corn Yield Tests. These are the most complete. They begin at the earliest date. And, they are the most relevant. Iowa was both the heart of the Corn Belt and the first state to widely and most quickly adopt hybrid corn.

⁹ The actual increase in yields between those two years was 38 percent [USDA, *Track Records*, 2004], but 1945 was a very poor year for Iowa corn, so perhaps Sprague, writing in 1945, tempered his estimate.

¹⁰ Although not cited in his published *Econometrica* article [1957b], Griliches’s unpublished Ph.D. thesis for the University of Chicago contains a comment in an Appendix that rejects the Agricultural Experiment Station data:

The data raise several difficult problems. They represent results on one or several fields in the whole state, conducted under varying and better than average conditions. The relation between the experiment station results and what the farmer may expect on his own farm is not clear. In particular, this relation may not remain constant between different states. For example, while the average yield in Iowa tests was around 80 bushels per acre at a time when the average yield for the state was around 40 bushels, the North Carolina tests averaged more than 100 bushels, but at the same time the average state yield was only around 30 bushels [Griliches, *Thesis*, 1957a: 56-57].

These considerations may make the Iowa test results an exaggerated estimate of the absolute advantage, but all that is needed for Griliches’s disequilibrium model is an estimate of the *relative* advantage. Elsewhere Griliches argued that the relative advantage was independent of the level of yield per acre. Moreover, to the extent that the test results exaggerated the absolute gain, they bias the farmer’s calculus decision toward adoption, and thus they would bias the argument against the claim I make in this paper that the hybrid advantage was not large enough to encourage early adoptions.

For the Iowa tests the state was partitioned into 12 districts, shown in the inset map in Figure 5. A volunteer farmer from each district, who was also a member of the Iowa Crop Improvement Association, planted several varieties in adjacent fields and employed a uniform cultivation practice to raise them to maturity. At harvest, the yields were measured separately for each variety and reported back to the Experiment Station. The Table displayed in Figure 5 summarizes the results for the years 1926 through 1940. For each district and each year the average yield for all hybrid varieties tested is expressed relative to the average for all open-pollinated varieties. It is immediately clear why the introduction of hybrid corn caused such excitement. Of the 166 observations in the table, only two recorded a relative below 101 (district 3 in 1926 and district 8 in 1927). These data provide strong support for the concept of hybrid vigor, or “heterosis” to use the scientific term. As we will see, however, hybrid vigor is not the same as economic superiority.

Hybrid Vigor

American corn, or more properly, “maize” (*Zea mays*, L.) is native to North America.¹¹ It originated in Mexico where farmers cultivated it for millennia, gradually improving the plant by the selection for genetically-based traits. Before the development of hybrid corn the seed used for farm-planted corn was the result of natural cross-pollination. Under these conditions, corn is said to be “open-pollinated.” Pollen, produced by the corn plant’s tassels, is released and carried on the air. Some of the pollen typically reaches the cornsilks (the “ear shoots,” which are the stigmas of the female flower) of one or more nearby plants. The germinating pollen tube grows down the silk and fertilizes the egg cell, thereby starting the growth of a seed. In principle each seed on an ear of corn could have a different male parent. The fraction of corn seeds set by self-pollination is known to be very low. If this fertilization process is left to the wind, selective breeding consists of choosing individual ears of corn on the basis of

¹¹ The sources for this and the next several paragraphs are many, but the science is well-known so a detailed list of sources will be omitted. References to the names and historical dates can be found in Duvick [2001]. For a history of corn varieties (germplasm), see Troyer [2004]. Much of the science is elaborated in Smith, Betrán, and Runge [2004].

desirable plant or grain properties and saving those seeds for the following year's crop. A great deal of natural hybridization between separate corn populations and varieties took place in this way.¹² As a consequence of repeated selection under open-pollination, corn lines evolved that were adapted to new climates and soil conditions such that corn cultivation spread across the North American continent in the nineteenth century.

The next step, deliberate control of parentage, produced "varietal hybrids" in experiments conducted by farmers and agronomists in the late nineteenth and early twentieth centuries. Ever since Charles Darwin's experiments with inbred and cross-pollinated corn, reported in 1876, it was known that the progeny of inbred plants were inferior to those of the cross-bred hybrids.¹³ In Darwin's terms, hybrid plants had "innate constitutional vigour." The lack of this vigor in the inbreds is known as "inbreeding depression." Not surprisingly, Darwin's results stimulated experimentation with deliberate cross-variety hybrids.

Neither natural hybrids nor the deliberate varietal hybrids are the hybrid corn of the hybrid revolution under discussion. Hybrid corn as it is known today is more accurately described as a hybrid of inbred lines. Due to their inferior quality, the inbreds were generally avoided by plant breeders. So it took a leap of imagination when George Shull and Edward East, working independently, crossed two pure inbred lines of corn (homozygous strains) and produced plants superior to the run-of-field open-pollinated varieties. The results were published in 1908. The Shull-East "single-cross" hybrid of inbred lines in principle could revolutionize corn farming. Seeds could be produced on a field-wide basis by removing the tassels from one inbred line and allowing it to be fertilized by the pollen from a second inbred line planted in the neighboring row. It seemed evident, however, that this approach was impractical. Producing the inbred lines

¹² The most popular open-pollinated variety at the time that the first hybrids were introduced was Reid's Yellow Dent. This was an accidental hybrid between a reddish semi-gourd and a yellow flint. The story is told by Russell Lord [1947: 147] and Troyer [2004].

¹³ Darwin married his first cousin and their first child was retarded. He had a life-long interest in inbreeding.

that were to be crossed involved laborious hand pollination and these parent lines were so depressed by inbreeding that their seed yields were extremely low, making the input costs to large-scale production prohibitive.

The problem of producing hybrid seed that the farmer could afford was further compounded by the need to plant freshly-made hybrid seed each year. If the seeds of an inbred hybrid were planted, the yields achieved the following season would drop significantly because seed from a hybrid field would suffer from inbreeding depression [Jugenheimer 1939: 18-19].

The practical problem was solved in 1918 by Donald F. Jones. He found that a “double-cross” hybrid could be made by crossing two single-cross varieties. The progeny, while generally not as productive as their single-cross parents, nevertheless outperformed the open-pollinated varieties. Since single crosses were prolific parents (unlike the pure inbred lines) production costs for the double-crosses were reduced to an economical level.

All of the hybrids in the Iowa Corn Tests recorded in the table in Figure 5 were double-cross varieties. The trial results for the period 1926-1933 (before the drought of 1934) are plotted both as a histogram and as a density estimate in Figure 6. The average yield advantage of the hybrids was 9.3 percent (averaging across the 12 districts and 95 observations). The median yield advantage was 9 percent. It is clear that an advantage of 15 to 20 percent would be an exaggeration for this period. The average advantage in District 6, where the adoption of hybrid corn first took place, was only 7 percent.

Although the 15-20 percent advantage cited by Griliches is an exaggeration for the period of first adoption, perhaps the story of a disequilibrium transition would be just as valid with the more modest 7 to 9 percentage advantage reported by the Iowa Experiment Station. The typical yield with open-pollinated corn reported by the farmers conducting the Iowa corn yield tests, 1926 through 1933, was 61.3 bushels per acre [Shaw and Durost 1965, Table 12: 28]. Presumably, this represents the yield achieved

with best-practice farming by experienced farmers. The state-wide average for that period, however, was only 38.2 bushels per acre. Thus the typical farmer could anticipate a yield gain of less than four bushels per acre and an experienced best-practice farmer could anticipate perhaps as much as a six-bushel gain.

Before we can conclude that an advantage in physical yield translated into an economic advantage, we must factor in the high price of hybrid corn seed and the depressed value of the corn crop. With the advent of the Great Depression in the 1930s, the market price of corn came down from a high of 80 to 85 cents a bushel in the late 1920s to 32 cents in 1931 and 1932 [Carter *et al*, Series Da697]. During the Depression hybrid seed was selling in Iowa for \$6.00 a bushel [Culver and Hyde 2000: 91].¹⁴ Since a bushel of seed would plant two acres [Duvick 1992: 71], a farmer would have to expect a financial gain approaching \$3.00 an acre to be tempted to pay full price.¹⁵ Expecting no more than 32 cents per bushel for the crop when sold, the advantage of the hybrid seed would have had to approach nine bushels per acre, not the four to six bushels that could be anticipated on the basis of the Iowa Corn Tests.

Henry Agard Wallace and Hybrid Hype

The puzzle then is why some adventurous farmers were willing to adopt hybrid corn before its economic superiority was demonstrated by controlled tests. My suggestion has two parts: (1) there was an aggressive marketing campaign launched by the commercial seed companies directed at potential adopters, and (2) the Secretary of Agriculture, Henry Agard Wallace, a commercial promoter of hybrid seed and former President of the major seed company, Pioneer Hi-Bred International, put the full weight of the Federal government behind an advocacy of hybrid corn.

¹⁴ Elsewhere Culver and Hyde report “at the depths of the Depression, corn sold in Iowa for ten cents a bushel” and that Pioneer’s price was \$5.50 a bushel [p. 147].

¹⁵ Corn seeding rates varied widely depending upon the local practice and climate. States with abundant rainfall, such as Ohio, supported heavier seeding rates [Fernandez-Cornejo 2004: 8].

Henry Agard Wallace, Franklin Roosevelt's first Secretary of Agriculture, was a multifaceted, complex, prolific, and eccentric man.¹⁶ He was an early champion of scientific farming, a path-breaking plant scientist, a talented statistician and geneticist, American's first econometrician, author of a dozen books, a journalist, and the influential editor of *Wallaces' Farmer*, from 1921 to 1933, the most prominent agricultural magazine of its time.¹⁷ Later he became the editor of *The New Republic*, 1946-1948. Wallace was a successful entrepreneur who made a personal fortune as the leading founder of the Hi-Bred Seed Company (later Pioneer Hi-Bred International, Inc.). Today, Pioneer is a wholly-owned subsidiary of E.I. du Pont de Nemours and Company and is the largest seed company in the world with a market share in 1997 of 42 percent [Fernandez-Cornejo 2004: Table 12, p. 26; Beck 2004: 568]. Henry Agard Wallace was, according to historian Arthur Schlesinger Jr [2000], America's best Secretary of Agriculture.¹⁸ He was Vice President of the United States during World War II – the most influential and powerful Vice President before Dick Cheney. Wallace served as Secretary of Commerce during the economic transition to peace time (1945-1946). He ran for President on the Progressive Party ticket in 1948. The *Des Moines Register* identified Henry A. Wallace the "Most Influential Iowan of the 20th Century" on December 31, 1999. His biographers identified him as the "state's greatest son" [Culver and Hyde 2000: ix]. When he died of Lou Gehrig's disease in 1965, the then-reigning Secretary of Agriculture, Orville Freeman, could declare, without hyperbole that: "No individual has contributed more to the abundance we enjoy today than Henry Wallace" [p. 531].

¹⁶ As one index of his eccentricity, I note that Wallace was a mystic and an ambidextrous, vegetarian, teetotaler before any of these affectations was considered legitimate. Republican teetotalers holding high office in Roosevelt's New Deal administration were rare indeed. The best biography of Wallace is by John C. Culver and John Hyde [2000] from which I draw the details in this paragraph.

¹⁷ It was the USDA's statistician Louis Bean that named Henry A. Wallace the first American econometrician based on Wallace's book, *Agricultural Prices* [1920]. See Culver and Hyde [2000: 51].

¹⁸ Precision requires that I use Wallace's middle name since his father, Henry Cantwell Wallace, was also Secretary of Agriculture (1921-1924), appointed by Warren Harding. Another Henry Wallace in the family was Henry A. Wallace's grandfather and the founder of *Wallaces' Farmer*. This Wallace had no middle name [Lord 1947].

A unifying theme – an obsession, really – for Wallace throughout this prolific and many-sided career was hybrid corn. In 1910, two years after Shull and East reported on their single-cross inbred hybrid experiments, Wallace was debating the findings with Iowa State College agronomists in Ames. In 1912 he conducted his own experiments to produce single-cross hybrids. At the time, he concluded that the difficulty of hand pollination “was too laborious” [Wallace quoted by Culver and Hyde 2000: 67]. Over the next several years Wallace experimented with varietal hybrids without achieving consistent success. But when Edward East visited Wallace in 1919 and introduced him to Donald Jones’ results with double-cross hybrids, Wallace immediately saw the commercial potential and began his own experiments with the new technique. He also used the pages of *Wallaces’ Farmer* to proclaim the coming revolution [Culver and Hyde 2000: 68]. In 1920 the circulation of *Wallaces’ Farmer* was 65,200 [Galambos 1968: 344]. The journal was read by a high proportion of corn and hog farmers.

In 1920 Wallace convinced the Iowa State Agronomist, H. D. Hughes, to establish the Iowa Corn Yield Tests. The idea was to challenge the current practice of judging corn by the physical appearance of the ear and instead focus on yields per acre. Wallace did not have enough seed to offer an entry of his own that first year, and his entry for 1921 failed to outperform the best of the open-pollinated varieties. He entered a new hybrid, named Copper Cross, in the 1922 tests and again in 1923, but it too failed to out-yield the best open-pollinated entries. However, Copper Cross was successful enough that Wallace was able to draw up a contract for its commercial release with the Iowa Seed Company. When Copper Cross won the gold medal at the 1924 test, the commercialization of hybrid corn was launched.¹⁹ Wallace himself wrote the first advertising copy. “An Astonishing Product—Produces Astonishing Results ... If you try it this year you will be among the first to experiment with this new departure, which will eventually increase corn production of the U.S. by millions of bushels” [quoted by Culver and Hyde 2000: 71].

¹⁹ The Funk Brothers Seed Company introduced its first double-cross hybrid in 1928 [Fitzgerald 1990: 218].

In 1926 Wallace founded the Hi-Bred Seed Company [Culver and Hyde 2000: 82-83]. He continued to use the pages of *Wallaces' Farmer* to proclaim the virtues of hybrid corn and, of course, to advertise his company's seed. In that same year and the following year hybrid corns did reasonably well in the Iowa Corn Yield Tests recording about a 7 percent greater yield than their open-pollinated rivals. But that was an insufficient advantage to create much demand.

There were several obstacles, not the least of which was the astonishing price that Wallace was asking for his “astonishing” seed – it was \$52 bushel in 1924 [May 1949: 514, Culver and Hyde 2000: 71]. Two founding principles of the Hi-Bred Seed Company were first, total honesty in advertising and, second, high prices. “High prices, Wallace believed, were necessary to convince farmers they were buying something special” and, of course, high profits helped cover the cost of on-going research intended to improve the varieties [pp. 91 and 148].

Another obstacle that had to be overcome was the reluctance of many farmers to abandon their reliance on their own home-grown seed and instead entertain a visit by, and the commercial pitch of, the traveling seed salesman. The role of the salesman was not so much to educate the farmer – the genetics of inbred-hybrid crosses and the “magic” of heterosis exceeded the common-sense knowledge of most farmers and indeed of most seed salesman. The claims of superiority had to be accepted, if they were, on faith. It was a particularly sore point with many farmers that seeds saved from a hybrid crop could not themselves be planted the next season with any hope of success. So, old habits were challenged. A commitment to hybrid seed was tantamount to an agreement to deal with the seed salesman every subsequent year as well as the current year. And that commitment meant that the farmer's skill in selecting seed corn from his own crop, a skill which many took great pride in, would be no longer needed or esteemed [Fitzgerald 1993].

Pioneer Hi-Bred designed a sophisticated marketing plan to address these problems. Seed salesmen working for Wallace offered to provide the reluctant farmer

enough seed free of charge to plant half of his acreage. The farmer would plant the remaining land with the open-pollinated seed he preferred. In exchange the Hi-Bred company would reclaim one-half of the increased crop produced by its seed judged against the farmer's regular crop [Culver and Hyde 2000: 91]. Typically, only one farmer on each lane was offered the deal with the hope that a demonstration effect would spread interest to the neighborhood. Other farmers were given yield guarantees [May 1949: 514]. According to Culver and Hyde, it often took several years to persuade a farmer that the higher yields achieved with the Hi-Bred seed were not a fluke [p. 91].

With the advent of the Great Depression in the 1930s, marketing the new seed became even more difficult. As I have noted, the Depression had sent the market price of corn tumbling from a high of 85 cents a bushel in the late 1920s to 32 cents in 1932 and Iowa farmers, many who faced ruin, were hardly in the mood for experimentation and risk taking. Safety first was the general rule. Moreover the average yield gains from switching to hybrids were, as I have already pointed out, generally insufficient to justify the cost of seed.

Henry Agard Wallace became President Roosevelt's Secretary of Agriculture in 1933. The public position did not damp his enthusiasm for hybrid corn. For many years the Agriculture Department had published an annual volume, *The Yearbook of Agriculture*, devoted to reporting on the activities of the Department, of advances in many fields, and offering both general and specific advice to farmers. The *Yearbooks* had large press runs and were widely distributed by members of Congress to their farming constituency. For the 1936 edition Wallace made an unusual decision. As he explained:

The 1936 Yearbook of Agriculture differs ... from those published in recent years. ... This year it is devoted to a single subject – the creative development of new forms of life through plant and animal breeding [Wallace 1936: foreword].

The article on “Corn Improvement” for this *Yearbook* was written by Merle T. Jenkins, the USDA’s Principal Agronomist. A headline exaggeratedly claimed “Yield Advances up to 35 Percent over Open-Pollinated Varieties” [Jenkins 1936: 481]. The report was based on the Iowa Corn Yield Test despite the exaggeration of the headline.

In retrospect, and perhaps even at the time, the focus of the 1936 *Yearbook* was in jarring contrast to other efforts of the Roosevelt Administration to deal with the Great Depression. For the first several years of his administration, Wallace presided over the acreage reduction and crop destruction policies of the Agricultural Adjustment Administration. He was the one who ordered the plowing up of ten million acres of cotton in 1933 and the slaughter of six million baby pigs and sows in September [Culver and Hyde 2000: 123-125]. Yet Wallace looked into the future beyond the current crisis to foresee a time when the yield increases to be made possible by the spread of hybrid corn would be welcome.

By today’s standards, the glaring conflict of interest between Wallace’s financial interest in the Pioneer Hi-Bred Company and the use of the government agency he controlled to advertise and advocate his product would be outrageous. But even this propaganda barrage combined with the innovative marketing strategy of his company might not have been successful in tipping the balance in favor of hybrid corn. It took two other factors to put the company on the road to success.

Drought and Research

The eventual success of hybrid corn was due, first, to a tipping event and then to the self-reinforcing momentum of biotechnology. The factor which acted to tip the balance in favor of hybrid adoption was paradoxically another disaster to bedevil corn farmers in the 1930s. As if the Depression, with its devastating impact on agricultural prices were not enough, there were catastrophic droughts in 1934 and 1936. An index of the severity of these droughts is the fraction of the crop planted which was harvested. In Iowa and in the country overall, thirty to forty percent of the acreage planted was so devastated by

drought that it was not worth harvesting. In Nebraska and Kansas the losses were nearly total. The data for Iowa are presented in Figure 7.

What the droughts starkly demonstrated was that the *relative* yield of hybrid corn was greatest when the *absolute* yields were generally depressed. Figure 8 reveals the relationship using, once again, the Iowa Corn Yield Test results to illustrate the correlation. In the extreme drought conditions of the mid 1930s, the yield differences between the new and traditional varieties were stark. Edward May, President of the May Seed Company, recalled:

Yield differences became plainly evident in 1936, which was also a severe drought year in Iowa. At this time nearly all farmers who were testing hybrid seed corn planted only a limited acreage. Yields of hybrids under these conditions in many areas of the state were approximately double the yields of other corn grown on the farm. The results were so convincing that it marked the end of the vast efforts of initial adoption [May 1949: 514].

“Almost overnight, demand for hybrid seed exploded” [Culver and Hyde 2000: 149]. Big percentage point gains in adoption came in 1937: 22.3 percentage points accounted for by new adoptions in Illinois, 21.2 percentage points Iowa, 18.3 points in Ohio, 17.4 in Indiana, 12.9 in Wisconsin [see footnote 3 for sources].

Once the move to hybrid corn was launched -- and only because the switch was made -- the technological diffusion process became self-sustaining and irreversible. The steady improvement of the yield advantage of hybrid corn began in 1937. See Figure 4, but also Figure 9 which illustrates the shift in the relative hybrid advantage after 1936. Farmers might have switched to hybrid corn out of fear of continued drought, but soon the genetic advance in hybrid corn made open-pollinated corn obsolete even though the price of hybrid seed was high and a farmer using it would need to purchase fresh seed each season. This genetic improvement was achieved thanks to continuing research funded by the seed companies using retained earnings generated by soaring sales and high prices.

Wallace believed that his hybrid revolution would have collapsed without a continuing, well-financed, research effort [Culver and Hyde 2000: 148]. Research by the federal government also played a supporting role.²⁰ The research in both sectors was closely co-coordinated. According to Sprague [1945: 101] there was unrestricted interchange of ideas and seed stock between government researchers and the private companies. Most observers agree that the for-profit research was the driving partner of the private-federal joint effort after 1937 [Griliches 1958: 420-421 and Table 1, p. 424; Duvick 2001: 71; Fuglie, Ballenger, et al 1996: 45, Fernandez-Cornejo 2004: 41-50]. Wallace claimed that his company spent more money on corn research than the USDA and the state experiment stations combined [Culver and Hyde 2000: 148].

Ironically, the drought of 1934 was, in part, responsible for the remarkable improvement in hybrid development seen thereafter. One of the farmers that Hi-Bred recruited as part of its experimental research on new hybrid strains suffered greatly in the drought of 1934. Most of his experimental plants were lost. But he continued to work with the few plants that had managed to survive. The result was the unexpected discovery of a hardy new hybrid, number 307, with a remarkable ability to withstand drought. Consult Figure 4 again, where number 307 is labeled for easy identification. The experimenter remarked that this plant “proved very valuable when we found ourselves in another serious drought condition in the summer of 1936” [Culver and Hyde 2000: 149].

What we have, then, is a story of the diffusion of hybrid corn that is more complex and more interesting than the one usually told by Griliches-inspired plant scientists [Griliches, *Science*, 1960]. Rather than disequilibrium transition slowed by information imperfections that were gradually overcome by commercial advertising and

²⁰ In 1922 when Henry Agard Wallace’s father, Henry C. Wallace, was Secretary of Agriculture a well-funded hybrid corn research program was established by the Department in cooperation with the Experiment Stations in several corn-belt states. This federal program was vital during the 1920s. Donald Duvick suggests that “the commercial maize breeders probably could not have succeeded in the early years [without the contributions from the public sector], for individually they simply did not have enough inbred lines ...” [Duvick 2001: 71].

agricultural extension education, the history reveals that neither the innovation of 1918, nor the commercial product of 1924, nor the highly-touted seeds of 1934 were economically and culturally attractive. The advertising and marketing campaigns of the seed companies were effective in the late 1920s or early 1930s not because they educated farmers, but because they offered inducements designed to lower the costs and risks of adoption, shifting those costs and risks to the seed companies. The tipping point came in 1936. How much credit should be given to the *Yearbook of Agriculture* that year and how much to the drought would be difficult to say given their simultaneity. But what is clear is that the genetic advance in hybrid corn varieties beginning with hybrid 307 introduced commercially in 1936 is what locked in the transitional adopters and made the hybrid revolution seem inevitable in retrospect. Had Wallace not used the bully pulpit of the USDA to promote his own commercial and financial interests, had the USDA not supported the research effort in the late 1920s and early 1930s, had the droughts of 1934 and 1936 not occurred, had Hi-Bred not continued a major research effort following 1936, the Wallace crusade might have succumbed as just another fatality of the Great Depression.

Ammonia and Tractors

I might close on this note, but there is one point worth adding. This takes us back to Figure 2 and the idea that the yield advances after 1935 can be attributed exclusively to the adoption of hybrid corn and its continuing improvement. Certainly the “hockey-stick graph” displayed in Figure 2 is an almost irresistible piece of evidence. Yet an important curiosity, not reported in the academic literature on corn yields, is that the same hockey-stick profile with the same transition date is seen in most other crops. Wheat, cotton, potatoes, barley, tobacco, oats; they all display the same time-series profile. See Figure 10.

Hybridization cannot explain similar spurts in yield per acre in these other crops. Plant breeders have yet to successfully develop commercial hybrids for any of them.²¹ Indeed, very different stories have been told about each crop. For example, the advances in cotton yields between 1935 and 1965 have been attributed to increasing participation in the Smith-Doxey Cotton Grading Program [Olmstead and Rhode 2003]. The advances in tobacco yields are attributed to the acreage reductions under the AAA and “better cultural practices” [USDA, “Tobaccos of the United States,” 1948: 30]. The story usually told for wheat involves the cross-breeding of short and semi-dwarf varieties from Asia [Dalrymple 1986 and 1988: Figure 2, p. 81]. The only common element that explains productivity advances in all of these crops, including corn, is the introduction of synthetic fertilizer.

Vaclav Smil makes the case that “the single most important change affecting the world’s population – its expansion from 1.6 billion people in 1900 to today’s 6 billion – would not have been possible without the synthesis of ammonia” [Smil 2001: xiii]. The nitrogen in ammonia (NH_3) is the key. Plants need nitrogen but they cannot absorb it from the air. The nitrogen must be “fixed” as in ammonia or ammonium nitrate (NH_4NO_3). Decomposing plant material can return fixed nitrogen to the soil, nitrogen-fixing bacteria can manufacture ammonia, and lightening can oxidize nitrogen. Nonetheless, on heavily-cropped land, a shortage of fixed nitrogen can become the bottleneck that prevents crop yields from being sustained year after year. Thus the invention of a process to synthesize ammonia by Fritz Haber and the development of a commercially-viable ammonia manufacturing process by Carl Bosch shortly before World War I deserve much of the credit for the explosion of crop yields across so many

²¹ Hybridization is technically feasible for many field crops other than corn but is generally-speaking not economical [Fuglie, Ballenger, et al 1996: 34]. Sorghum and sugar beets are two exceptions. However, many of the flower and vegetable seeds sold to individual consumers are hybrids. For an account of the unsuccessful effort to develop hybrid wheat see Knudson and Ruttan [1988].

crops after the mid-1930s.²² For their work, Haber was awarded the Nobel Prize in 1918; Bosch received his in 1931.

As a consequence of these discoveries, commercial fertilizers became considerably cheaper and their use exploded at precisely the time when the yield per acre in crop after crop began to rise. Indeed, the graph of commercial fertilizer use displayed as Figure 11 displays its own hockey-stick profile.

There is widespread agreement that the adoption and increasing improvement of hybrid corn was accompanied by increasing application of nitrogen fertilizers [Shaw and Durost 1965: Table 21, p. 39; Johnson 1960]. It was also accompanied by the introduction of the tractor and increased planting densities.²³ But these were not independent influences. Hybrid corn varieties were developed to take maximum advantage of fertilizer and the increased planting densities would not have been possible unless the hybrid varieties could thrive when planted so close together. Increased planting densities required the gasoline-powered tractor as well as the heavy application of fertilizer. Where horse-drawn equipment was employed, reducing the space between corn rows was limited by the physical space required for the horse.

The appealing search for a mono-causal story for the yield advance in corn, I argue, is wrong headed. The corn yield advance is certainly due to unique circumstances in the industry, but the introduction of hybrid corn is only one of them. Moreover, the story we would tell for corn cannot be generalized to other crops. Each crop requires its own detailed study. Commercial fertilizer is, perhaps, the only common element.

²² The timing of these discoveries was important since synthetic ammonia was used by the Germans in the production of explosives and thus probably prolonged the war. Haber also played a major role in the development and deployment of poison gas for the Germans during the war. There are two excellent biographies of Haber [Stoltzenberg 2004 and Charles 2005].

²³ In 1939 only 9 percent of the corn was planted using tractor planters in the Corn Belt states. In 1946 the percentage had jumped to 44 percent and 82 percent of the acreage was cultivated with tractors and 64 percent of the acreage was harvested with mechanical corn pickers [USDA, Bureau of Agricultural Economics, 1949: Tables 19-20, pp. 58-59]. See Alan Olmstead and Paul Rhode [2001] for a general discussion of the diffusion and impact of the tractor.

References

- Anonymous. 1870. "Facts and Figures for Farmers," *Rural Carolinian* 1(1) January 1870.
- Atack, Jeremy. 1999. "Quantitative and Qualitative Evidence in the Weaving of Business and Economic History: Western River Steamboats and the Transportation Revolution Revisited," *Business and Economic History* 28(2) Fall 1999: 1-11.
- Beck, David L. 2004. "Hybrid Corn Seed Production." In C. Wayne Smith, Javier Betrán and E. C. A. Runge, *Corn: Origin, History, Technology, and Production*, Wiley, 2004: Chapter 3.4: 565-630.
- Betrán, Javier; Marianne Bänziger; and Mónica Menz. 2004. "Corn Breeding." In C. Wayne Smith, Javier Betrán and E. C. A. Runge, editors, *Corn: Origin, History, Technology, and Production*, Wiley, 2004: Chapter 2.3.
- Carter, Susan B.; Scott Sigmund Gartner; Michael Haines; Alan Olmstead; Richard Sutch; and Gavin Wright, editors. *Historical Statistics of the United States*, Millennial Edition, Cambridge University Press, 2006.
- Castlebery, R. M.; C. W. Crum; and C. F. Krull. 1984. "Genetic Yield Improvements of U.S. Maize Cultivars under Varying Fertility and Climatic Environments," *Crop Science* 24(1) January-February 1984: 33-36.
- Charles, Daniel. 2005. *Master Mind: The Rise and Fall of Fritz Haber, The Nobel Laureate who Launched the Age of Chemical Warfare*, HarperCollins 2005.
- Culver, John C.; and John Hyde. 2000. *American Dreamer: The Life and Times of Henry A. Wallace*, Norton, 2000.
- Dalrymple, Dana G. 1986. *Development and Spread of High-Yielding Wheat Varieties in Developing Countries*, Agency for International Development, Bureau for Science and Technology, 1986.
- Dalrymple, Dana G. 1988. "Changes in Wheat Varieties and Yields in the United States, 1919-1984," *Agricultural History* 62(4) Fall 1988: 20-37.
- David, Paul A. 2003. "Zvi Griliches on Diffusion, Lags and Productivity Growth ... Connecting the Dots," Conference on R&D, Education and Productivity held in Memory of Zvi Griliches (1930-1999), Carré des Science, Ministère de la Recherche, Paris France, 25-27 August 2003.
- Diamond Jr., Arthur M. 1939. "Zvi Griliches's Contributions to the Economics of

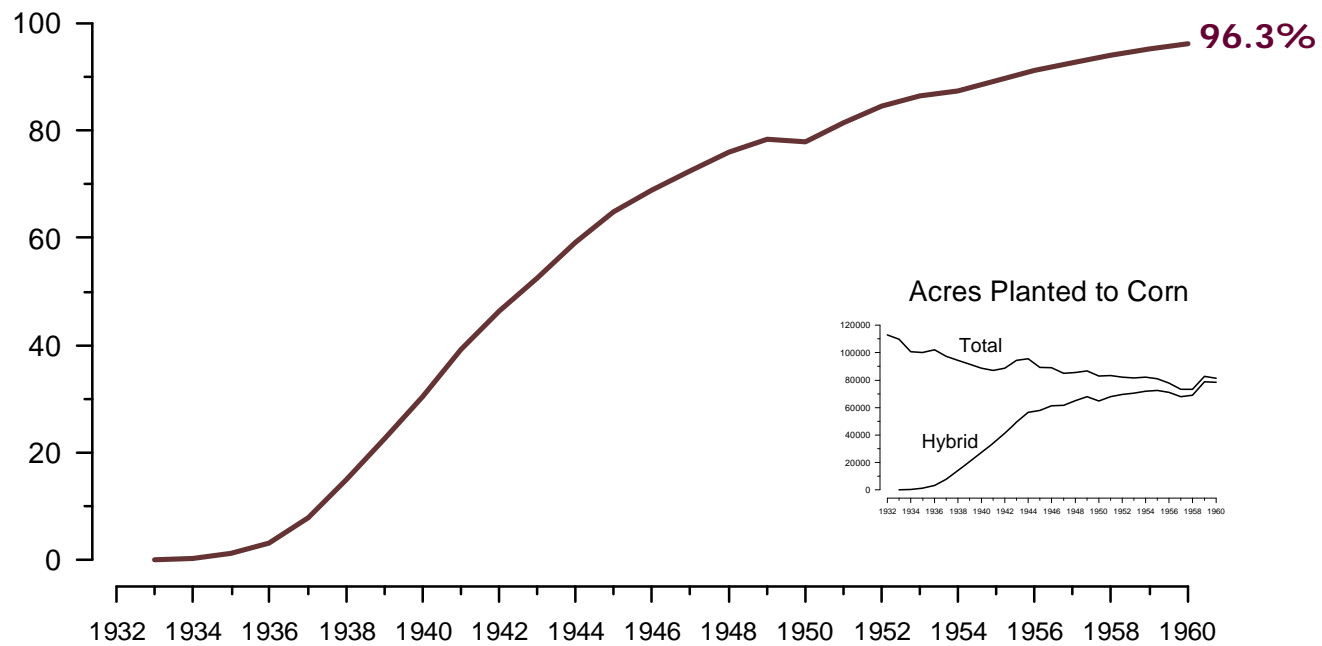
- Technology and Growth," *Economics of Innovation and New Technology* 13(4) June 2004: 365-397.
- Dowell, A. A.; and O. B. Jesness. 1939. "Economic Aspects of Hybrid Corn," *Journal of Farm Economics* 21(2) May 1939: 479-488.
- Duvick, Donald N. 1992. "Genetic Contributions to Advances in Yield of U.S. Maize," *Maydica* (37) 1992: 69-79.
- Duvick, Donald N. 2001. "Biotechnology in the 1930s: The Development of Hybrid Maize," *Nature Reviews: Genetics* (2) January 2001: 69-74.
- Elmore, Roger, and Lori Abendroth. 2006. "What is the Best Seeding Rate for Corn Based on Seed Prices and Yield Level?" *Integrated Crop Management* 496(6), April 10, 2006.
- Fernandez-Cornejo, Jorge. 2004. *The Seed Industry in U.S. Agriculture: An Exploration of Data and Information on Crop Seed Markets, Regulation, Industry Structure, and Research and Development*, Agriculture Information Bulletin Number 786, February 2004.
- Fitzgerald, Deborah. 1990. *The Business of Breeding: Hybrid Corn in Illinois, 1890-1940*. Cornell University Press, 1990.
- Fitzgerald, Deborah. 1993. "Farmers Deskilled: Hybrid Corn and Farmers' Work," *Technology and Culture* 34(2) April 1993: 324-343.
- Fuglie, Keith; Nicole Ballenger; Kelly Day; Cassandra Klotz; Michael Ollinger; John Reilly; Utpal Vasavada; and Jet Yee. 1996. *Agricultural Research and Development: Public and Private Investments under Alternative Markets and Institutions*. U.S. Department of Agriculture Agricultural Research Service Agricultural Economics Report Number 735, May 1996.
- Galambos, Louis. 1960. "The Agrarian Image of the Large Corporation, 1879-1920: A Study in Social Accommodation," *Journal of Economic History* 28(3) September 1968: 341-362..
- Goodrich, Carter. 1960. *Government Promotion of American Canals and Railroads, 1800-1890*, Columbia University Press, 1960.
- Griliches, Zvi. 1957a. "Hybrid Corn: An Exploration in Economics of Technological Change," Thesis, Economics, University of Chicago, August 1957.
- Griliches, Zvi. 1957b. "Hybrid Corn: An Exploration in the Economics of Technological

- Change," *Econometrica* 25(4) October 1957: 501-522.
- Griliches, Zvi. 1958. "Research Costs and Social Returns: Hybrid Corn and Related Innovations," *Journal of Political Economy* 66(5) October 1958: 419-431.
- Griliches, Zvi. 1960. "Hybrid Corn and the Economics of Innovation," *Science* (132) July 29 1960:
- Hall, Bronwyn. 2004. "Innovation and Diffusion." In Jan Fagerberg, David C. Mowery and Richard R. Nelson, *Handbook on Innovation*, Oxford University Press, 2004.
- Hallauer, Arnel R. 2004. "Specialty Corns." In C. Wayne Smith, Javier Betrán and E. C. A. Runge, editors, *Corn: Origin, History, Technology, and Production*, Wiley, 2004: Chapter 4.4.
- Jenkins, Merle T. [Principal Agronomist]. 1936. "Corn Improvement." In Henry A. Wallace [Secretary of Agriculture], *Yearbook of Agriculture 1936*, Government Printing Office, 1936.
- Jennings, Ralph D. 1958. "Consumption of Feed by Livestock, 1909-56: Relation between Feed, Livestock, and Food at the National Level," *USDA Production Research Report* Number 21, 1958.
- Johnson, Paul R. 1960. "Land Substitutes and Changes in Corn Yields," *Journal of Farm Economics* 42(2) May 1960: 294-306.
- Jugenheimer, Robert W. 1939. "Hybrid Corn in Kansas," *[Kansas] Agricultural Experiment Station Circular* 196, February 1939: 1-19.
- Jugenheimer, Robert W. 1976. *Corn: Improvement, Seed Production, and Uses*, Wiley, 1976.
- Kloppenborg Jr., Jack Ralph. 1988. *First the Seed: The Political Economy of Plant Biotechnology, 1492-2000*, Cambridge University Press, 1988.
- Knudson, M. K.; and Vernon W. Ruttan. 1988. "Research and Development of a Biological Innovation: Commercial Hybrid Wheat," *Food Research Institute Studies* 21(1) 1988: 45-68.
- Lord, Russell. 1947. *The Wallaces of Iowa*, Houghton Mifflin, 1947.
- Lucier, Gary; Agnes Chesley; and Mary Ahearn. 1986. "Farm Income Data: A Historical Perspective," *USDA Statistical Bulletin* Number 740, May 1986.

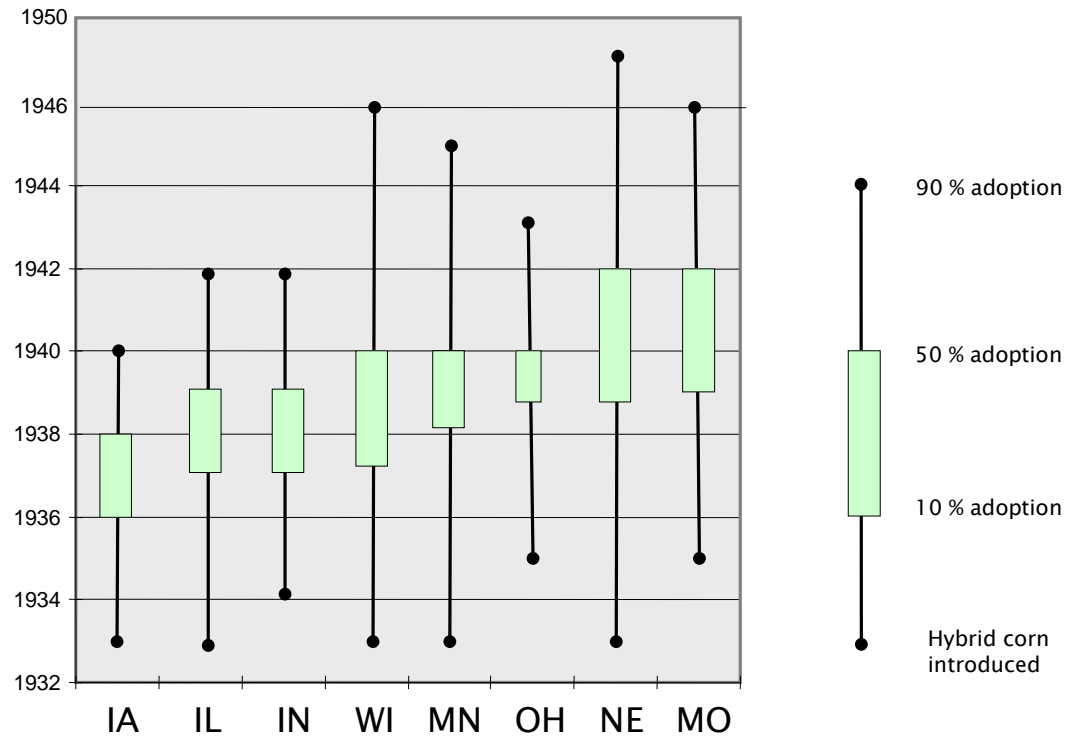
- Mansfield, Edwin. 1961. "Technical Change and the Rate of Imitation," *Econometrica* 29(4) October 1961: 741-766.
- May, Edward. 1949. "The Development of Hybrid Corn in Iowa," *[Iowa] Agricultural Experiment Station Research Bulletin* 371(1) December 1949: 512-516.
- Morison, F. B. 1940. *Feeds and Feeding: A Handbook for the Student and Stockman, 21st Edition*, Morison Company, 1940.
- Olmstead, Alan L. 2006. "Agriculture: Introduction." In Susan B. Carter, Scott Sigmund Gartner, Michael Haines, Alan Olmstead, Richard Sutch, and Gavin Wright, editors. *Historical Statistics of the United States*, Cambridge University Press, 2006: IV-7-10.
- Olmstead, Alan L.; and Paul W. Rhode. 2001. "Reshaping the Landscape: The Impact and Diffusion of the Tractor in American Agriculture, 1910-1960," *Journal of Economic History* 61(3) September 2001: 663-698.
- Olmstead, Alan L.; and Paul W. Rhode. 2003. "Hog-Round Marketing, Seed Quality, and Governmental Policy: Institutional Change in U.S. Cotton Production, 1920-60," *Journal of Economic History* 63(2) June 2003: 447-488.
- Olmstead, Alan L.; and Paul W. Rhode. 2008. *Creating Abundance: Biological Innovation and American Agricultural Development*, Cambridge University Press, forthcoming.
- Robinson, Joe L.; and Charles D. Hutchcroft. 1954. "The 1953 Iowa Corn Yield Test," *[Iowa] Agricultural Experiment Station Bulletin* P116(1) February 1954.
- Rogers, John S.; and Jesse W. Collier. 1952. "Corn Production in Texas," *Texas Agricultural Experiment Station Bulletin* (746) February 1952.
- Russell, W. A. 1984. "Agronomic Performance of Maize Cultivators Representing Different Eras of Breeding," *Maydica* (29) 1984: 375-390.
- Ryan, Bryce; and Neal Gross. 1950. "Acceptance and Diffusion of Hybrid Corn Seed in Two Iowa Communities," *[Iowa] Agricultural Experiment Station Research Bulletin* (372) January 1950.
- Schlesinger Jr., Arthur. 2000. "Who Was Henry A. Wallace? The Story of a Perplexing and Indomitably Naive Public Servant," *Los Angeles Times* 12 March 2000.
- Shaw, Lawrence H.; and Donald D. Durost. 1965. *The Effect of Weather and Technology on Corn Yields in the Corn Belt, 1929-62*. U.S. Department of Agriculture,

- Economic Research Service, Agricultural Economic Report Number 80, 1965.
- Smil, Vaclav. 2001. *Enriching the Earth: Fritz Haber, Carl Bosch, and the Transformation of World Food Production*, MIT Press, 2001.
- Smith, C. Wayne; Javier Betrán; and E. C. A. Runge, editors. 2004. *Corn: Origin, History, Technology, and Production*, Wiley, 2004.
- Sprague, G. F. 1946. "The Experimental Basis for Hybrid Maize," *Biological Reviews of the Cambridge Philosophical Society* 21(3) July 1946: 101-120.
- Sprague, G. F.; and J. W. Dudley. 1988. *Corn and Corn Improvement*, Third Edition, American Society of Agronomy, 1988.
- Stoltzenberg, Dietrich. 2004. *Fritz Haber: Chemest, Nobel Laureate, German, Jew*, Chemical Heritage Foundation, 2004.
- Troyer, Forest. 2004. "Persistent and Popular Germplasm in Seventy Centuries of Corn Evolution." In C. Wayne Smith, Javier Betrán and E.C.A. Runge, editors, *Corn: Origin, History, Technology, and Production*, Wiley, 2004: Chapter 1.4.
- U. S. Department of Agriculture, Bureau of Agricultural Economics. 1948. *Tobaccos of the United States*, Government Printing Office, July, 1948.
- U.S. Department of Agriculture, Agricultural Marketing Service. 1957. "Field Seeds: Retail Prices," *Agricultural Prices* June 1957.
- U.S. Department of Agriculture, National Agricultural Statistics Service. 2004. *Historical Track Records*. [Internet publication], April 2004.
- U.S. Department of Agriculture. 1945-1962. *Agricultural Statistics*, Government Printing Office, annual editions.
- Wallace, Henry Agard. 1920. *Agricultural Prices*, Wallace Publishing Company, 1920.
- Wallace, Henry Agard [Secretary of Agriculture]. 1936. *Yearbook of Agriculture, 1936*, Government Printing Office, 1936.
- Wisner, Robert N.; and E. Dean Baldwin. 2004. "Corn Marketing." In C. Wayne Smith, Javier Betrán and E. C. A. Runge, editors, *Corn: Origin, History, Technology, and Production*, Wiley, 2004: Chapter 3.8.
- Zuber, Marcus S.; and Joe L. Robinson. 1941. "The 1940 Iowa Corn Yield Test," *[Iowa] Agricultural Experiment Station Bulletin* P19(NS) February 1941: 519-593.

Percent of Corn Acreage Planted to Hybrid Varieties

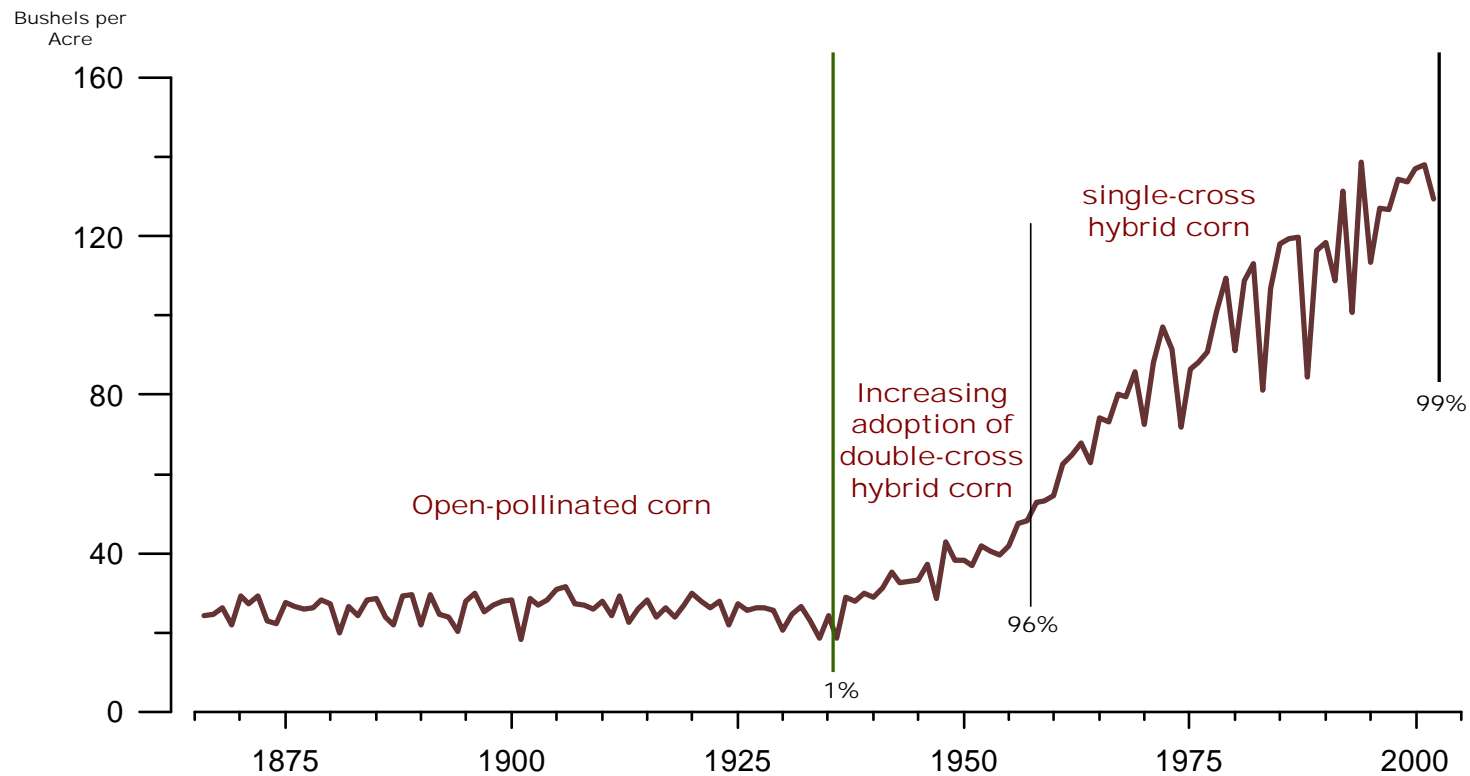


Source: Acreage planted to hybrid seed corn from USDA, *Agricultural Statistics*, 1962, Table 46, p. 41, divided by acreage planted to corn from USDA, National Agricultural Statistics Service, *Historical Track Records*, April 2004, p.19.



Richard Sutch, Adoption of Hybrid Corn
FIGURE 2

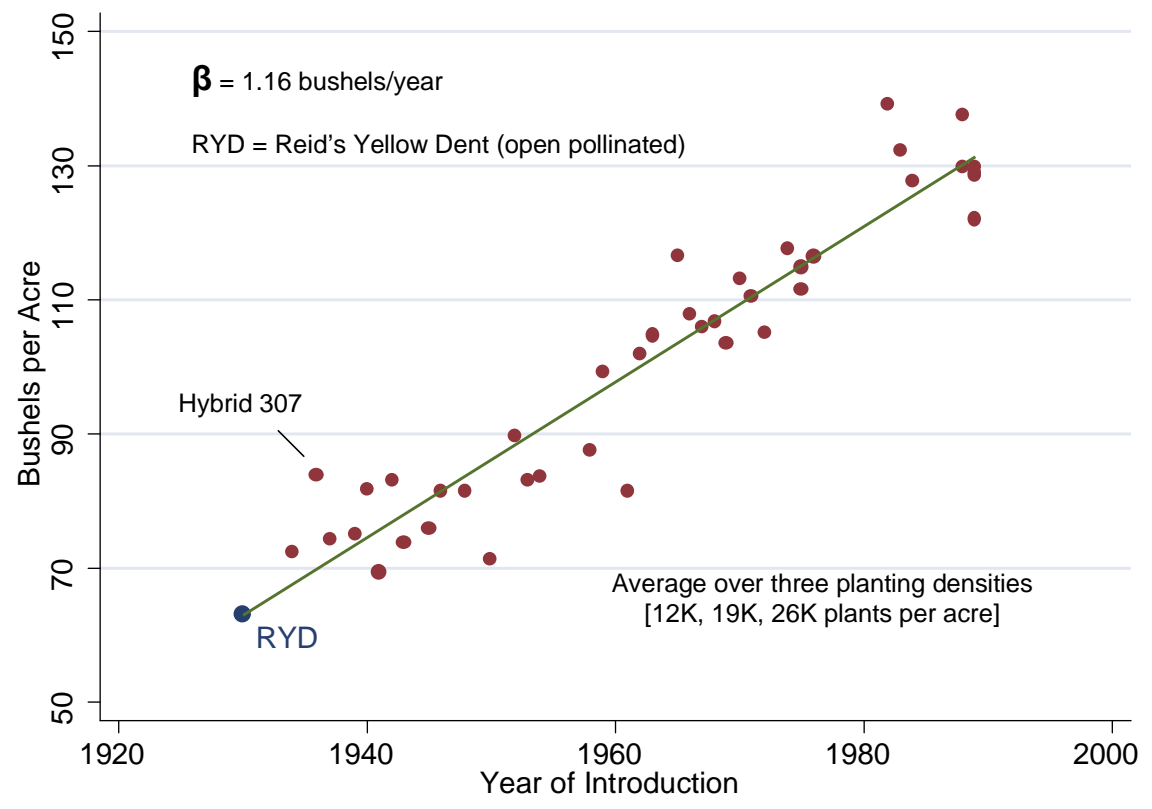
U.S. Corn Yields, 1866-2002



Source: Susan B. Carter et al, Editors, *Historical Statistics of the United States*, Cambridge University Press, 2006, Series Da693-694. United States National Agricultural Statistics Service, *Field Crops: Final Estimates, 1997-2002*, Statistical Bulletin Number 982a, March 2004, pp. 7 & 9.

Richard Sutch, Adoption of Hybrid Corn
FIGURE 3

Hybrid Grain Yield by Year of Introduction of the Variety



Source: Dan N. Duvick, "Genetic Contributions to Advances in Yield of U.S. Maize," *Maydica* (37) 1992: 69-79; Table 3, p. 73.

Richard Sutch, Adoption of Hybrid Corn
FIGURE 4

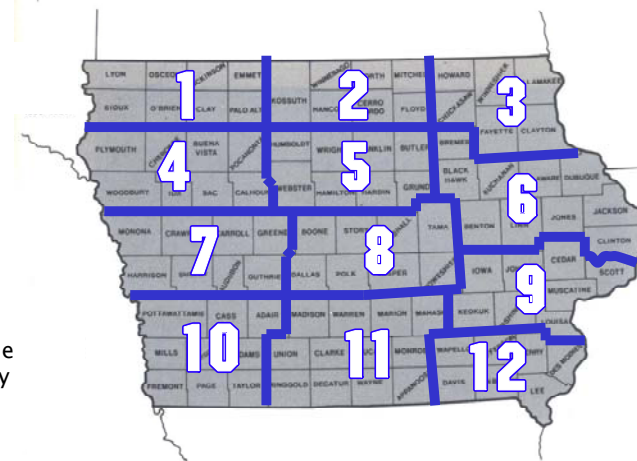
Iowa Corn Yield Tests, 1926-1940

Relative Average Yield for all Hybrid Varieties
All Open-Pollinated Varieties = 100

District	1926	1927	1928	1929	1930	1931	1932	1933	1934	1935	1936	1937	1938	1939	1940
1	117	109	110	109	114	116	115	114	112	111	107	107	115	110	108
2	105	117	120	124	113	*	102	110	101	109	118	109	109	115	122
3	97	103	109	114	111	106	102	107	119	106	126	112	118	114	+
4	116	105	110	110	116	112	107	129	111	121	*	108	114	113	121
5	107	111	108	108	114	113	108	128	108	107	129	114	112	107	127
6	105	110	103	103	105	109	106	116	106	103	117	108	117	116	115
7	105	103	114	109	113	107	112				*	150	131	120	121
10	111	102	111	108	102	105	102	109	*	122	140	133	120	141	132
8	104	98	115	109	124	108	110				127	109	112	112	116
11	103	114	108	112	111	106	111	114	149	113	154	114	134	115	#
9	105	102	114	114	106	107	106				149	114	106	110	122
12	110	107	104	106	103	102	100	105	115	105	141	118	115	108	118

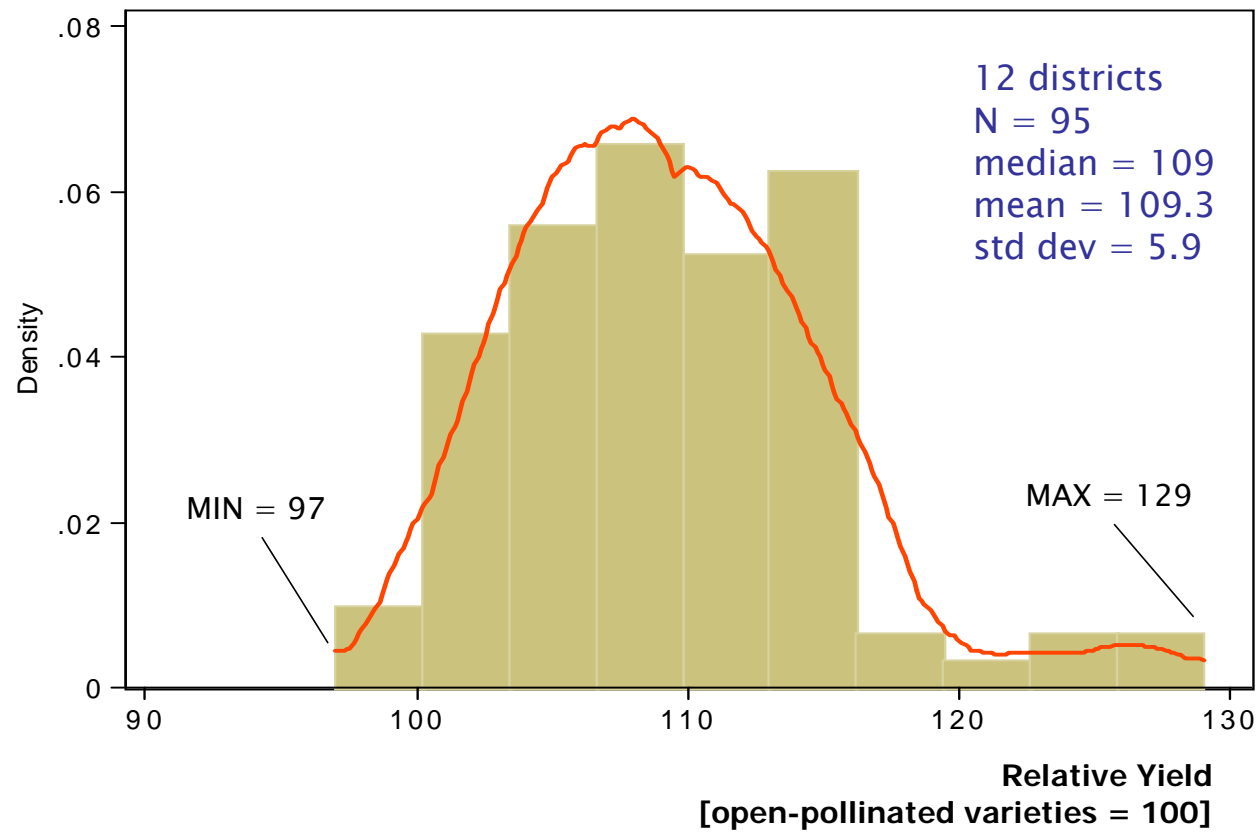
- * Crop lost -- drought
- + Poor crop -- "not calculated"
- # Crop abandoned -- wire worms

Note: For 1933-1935 districts 10, 11, and 12 were combined with districts 7, 8, and 9 respectively.

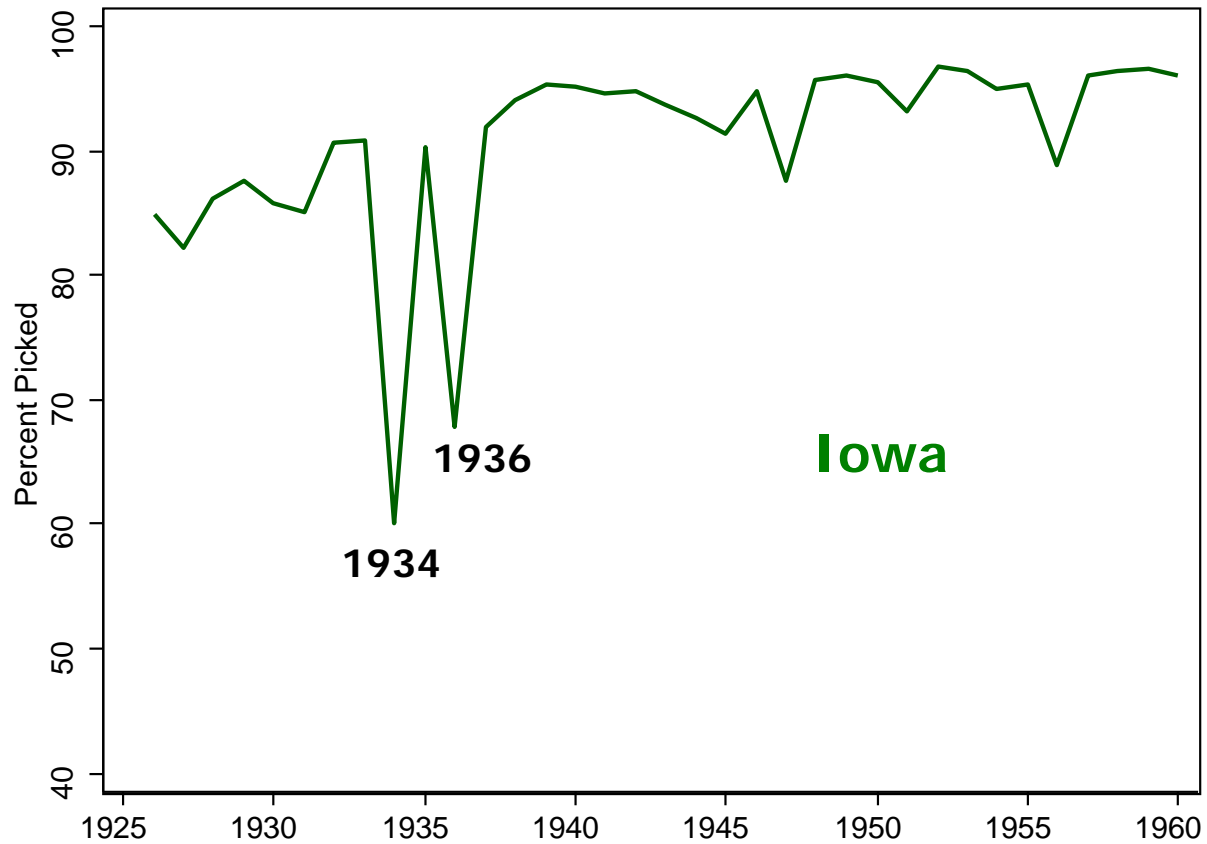


Source: Marcus S. Zuber and Joe L. Robinson, "The 1940 Iowa Corn Yield Test," *[Iowa] Agricultural Experiment Station Bulletin P19 NS*, February 1941:589.

Density Estimate of Relative Hybrid Yield 1926–1933 Iowa Corn Yield Tests

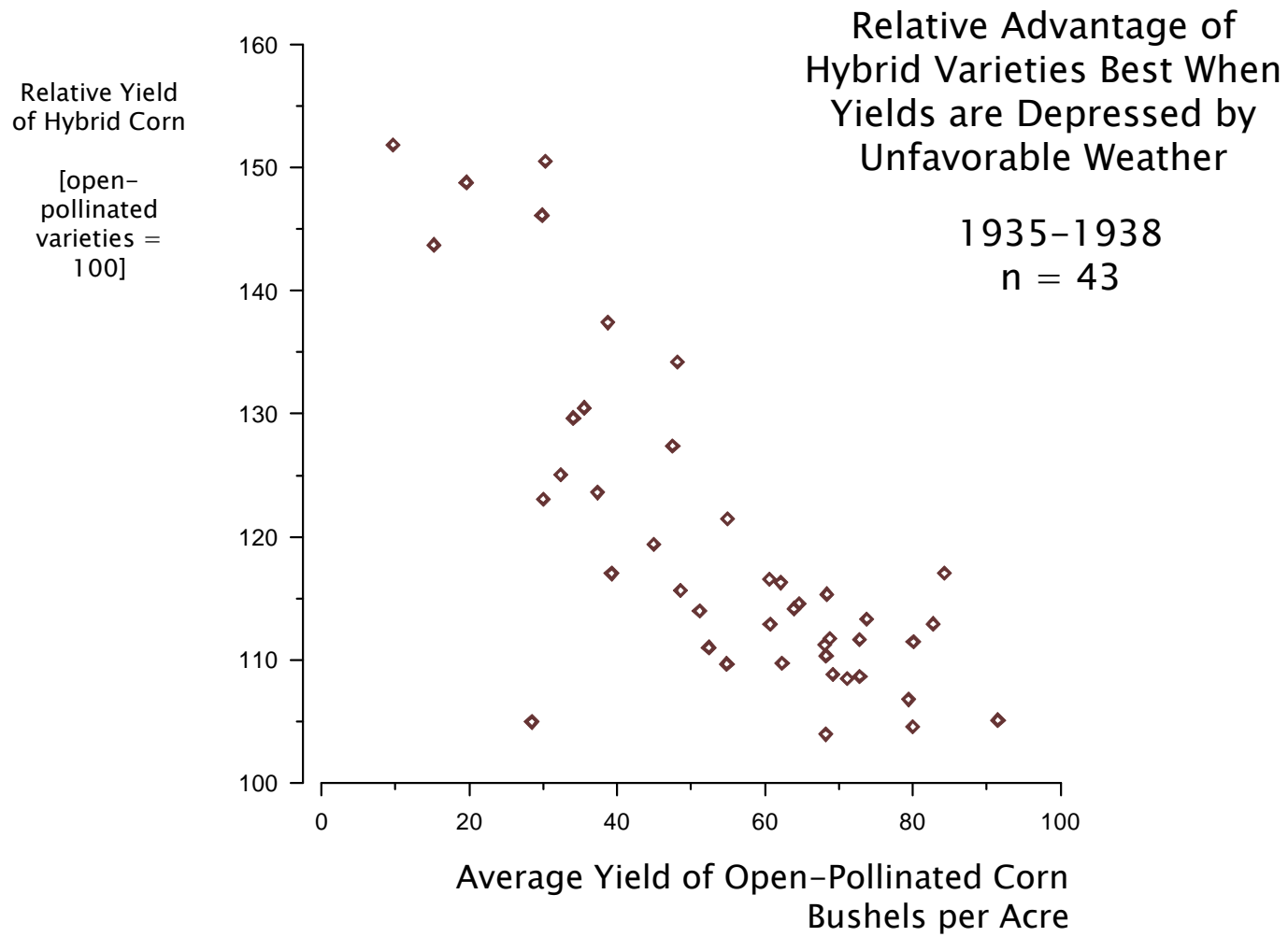


Percent of Planted Corn Acreage Harvested



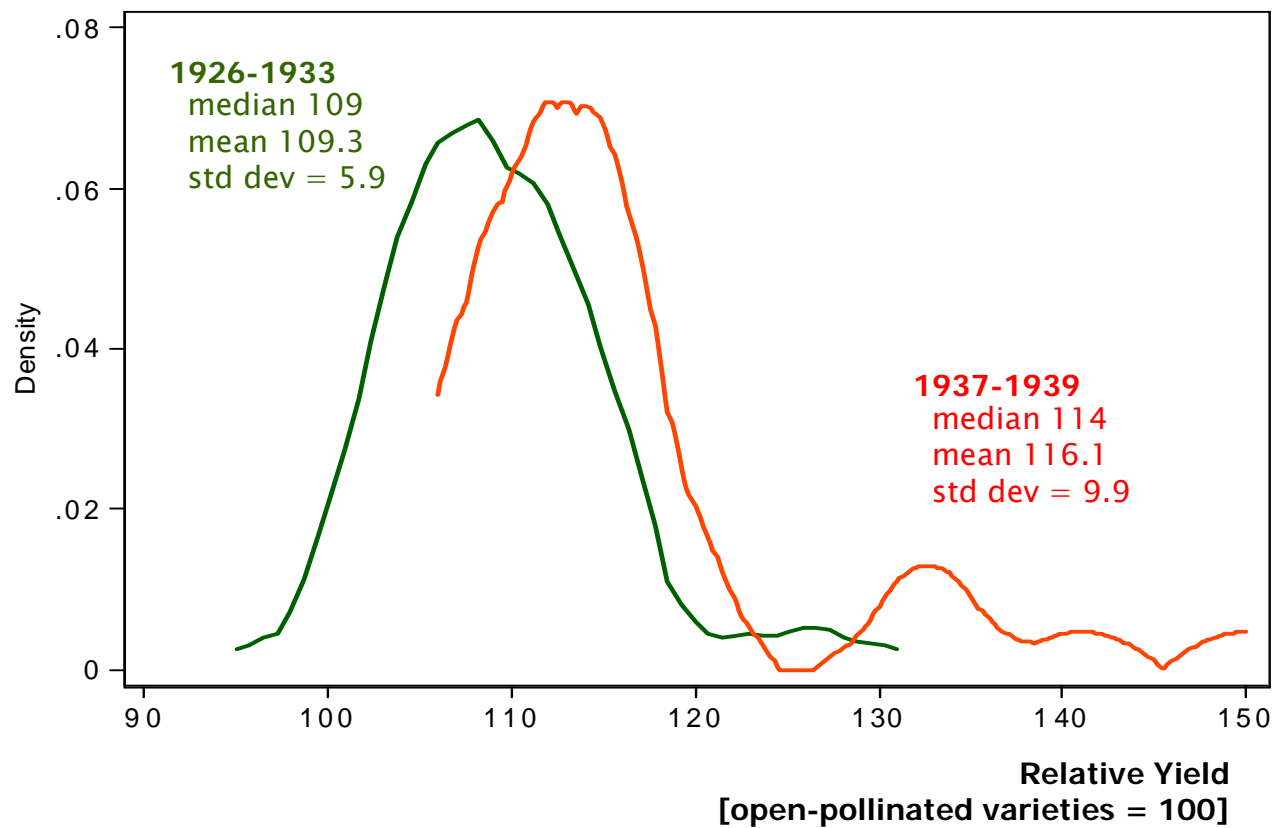
Richard Sutch, Adoption of Hybrid Corn

FIGURE 7

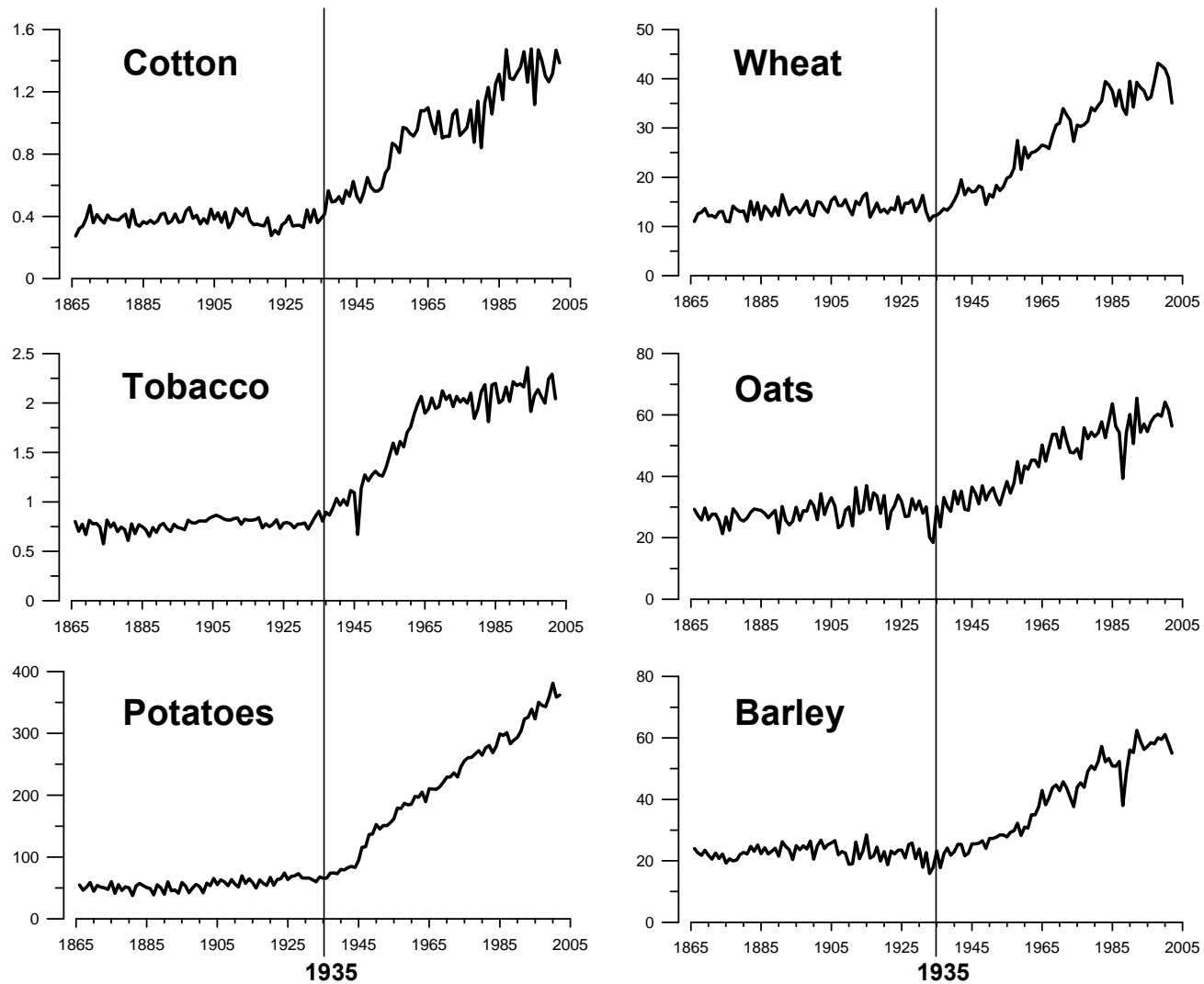


Richard Sutch, Adoption of Hybrid Corn
FIGURE 8

Density Estimate of Relative Hybrid Yield 1926-1933 and 1937-1939 Iowa Corn Yield Tests

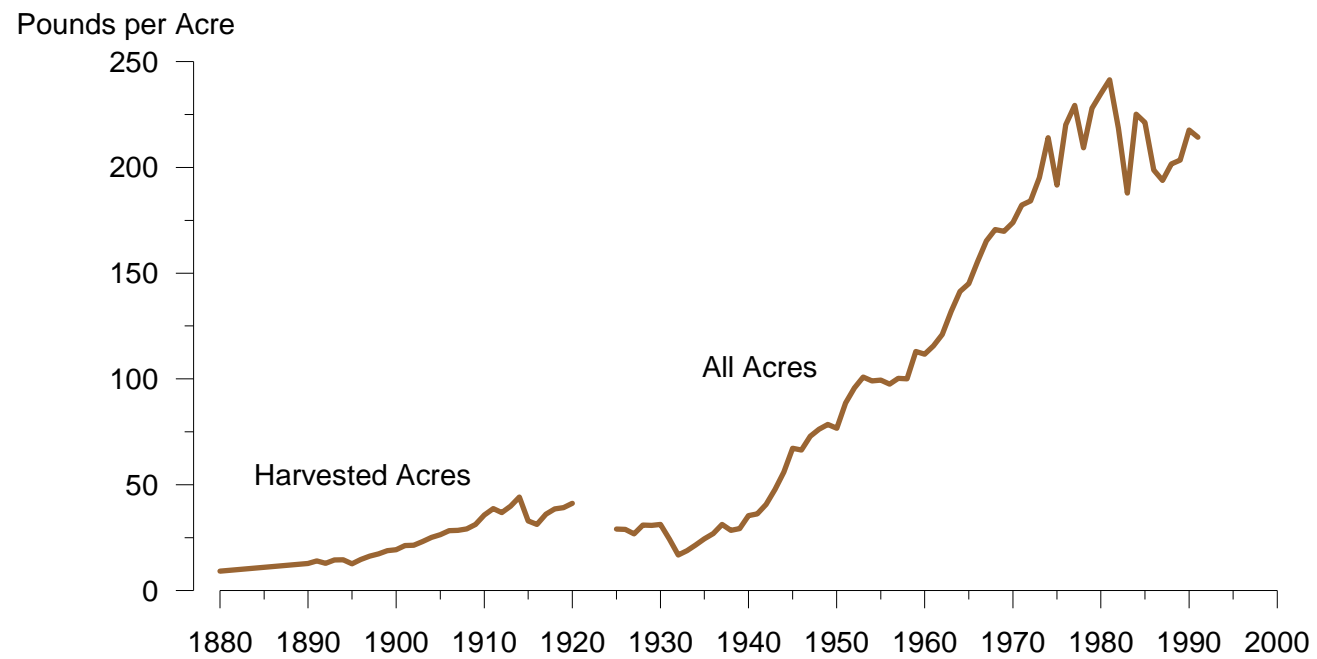


Richard Sutch, Adoption of Hybrid Corn
FIGURE 9



Richard Sutch, Adoption of Hybrid Corn
FIGURE 10

Commercial Fertilizer Use per Acre of Cropland



Source: Susan Carter et al, Editors, *Historical Statistics of the United States*, Cambridge University Press, 2006, Series Da20 and Da644