

NBER WORKING PAPER SERIES

THE EMPLOYMENT AND WAGE EFFECTS OF IMPORT  
COMPETITION IN THE UNITED STATES

Gene M. Grossman

Working Paper No. 1041

NATIONAL BUREAU OF ECONOMIC RESEARCH  
1050 Massachusetts Avenue  
Cambridge MA 02138

December 1982

The research reported here is part of the NBER's research program in International Studies and project in Productivity and Industrial Change in the World Economy. Any opinions expressed are those of the author and not those of the National Bureau of Economic Research.

THE EMPLOYMENT AND WAGE EFFECTS OF IMPORT COMPETITION  
IN THE UNITED STATES

A B S T R A C T

A new methodology is developed to determine the extent to which import competition has been responsible for labor displacements and wage movements in specific, allegedly trade-impacted sectors. The procedure involves the estimation of reduced-form wage and employment equations by sector. These equations are first derived from a more complete structural model of general equilibrium resource allocation.

The proposed methodology is applied to nine manufacturing sectors in the United States. The sensitivity of employment to the domestic price of imports varies significantly across these nine sectors, whereas industry wages are relatively unaffected by movements in the price of the foreign good. Counterfactual simulations are performed under the hypothetical assumption of no intensification or abatement of import competition from 1967-1979. The differences between the paths of unemployment and wages so generated and the actual, historical paths are attributed to the effects of import competition. Imports have been responsible for the loss of a large number of jobs in only one industry, and for a significant loss in wages in two industries, among the nine studied.

Gene Grossman  
Woodrow Wilson School  
Princeton University  
Princeton, New Jersey 08544  
(609) 452-4823

## I. INTRODUCTION

How important is import competition as a cause of labor displacements and wage movements? It is generally believed that increased competition from abroad in particular sectors can have only negligible effects on the aggregate levels of employment and wages, these variables being primarily determined by macroeconomic events and policies. But shifts in comparative advantage, just as any structural changes, may in principle necessitate large movements of resources from declining sectors to expanding sectors; and if resources are not perfectly mobile, these reallocations may be accompanied by large changes in the rewards earned by factors of production that do not move. Thus, import competition has often been regarded as a prime cause of injury to workers located in adversely affected sectors, and presumably as a source of gain to workers in those sectors which have benefitted from shifts in the pattern of trade.

Even the limited view that a substantial number of jobs in specific sectors have been lost to competitors abroad has been challenged in a number of recent writings. Krueger (1979a, 1979b, 1980a and 1980b), Frank (1977), Cable (1977) and Walters (1977) have argued that, relative to other structural changes that occur in a dynamic economy due to, for example, differences in the rates of technological progress across sectors, differences in the income elasticities of demand across goods and differences in the rates of accumulation of alternative factors of production, import competition has been only a minor factor in labor displacement. Unfortunately, the methodology used by all of these authors to draw this conclusion is seriously flawed. It relies on an accounting decomposition that allegedly separates changes in sectoral levels of employment into their proximate causes. However, as I have shown elsewhere (Grossman, 1982a), this procedure does not have general

validity. Unless factor substitution in production is impossible, the accounting approach may, for example, attribute job displacements to technological change which were in fact precipitated by intensification of import competition. Put differently, the accounting procedure is incapable of distinguishing shifts in isoquants from movements along isoquants. A further difficulty with this approach is that it identifies the extent of import competition by the share of imports in domestic consumption. This measure is inappropriate, however, because the share variable varies not only with shifts in the foreign supply curve for imports, but also with changes in conditions of supply in the domestic industry.<sup>1</sup>

In Section II, I develop an alternative methodology to address the question raised at the outset. The procedure I propose involves econometric estimation of reduced-form, industry-level, wage and employment equations. These equations are derived from a complete set of structural equations that together determine factor allocations and factor prices by sector. The advantage of this approach is that it allows direct measurement of the sensitivity of sectoral employment and wage levels to shifts in the supply of imports. When the methodology is applied to nine manufacturing industries in the United States, using monthly data from 1969 through 1979, it yields quite plausible parameter estimates.

In Section III, I define an appropriate measure of change in the extent of import competition faced by an industry. Paths for employment and wages for the nine industries are then simulated under the counterfactual assumption that import competition was "neutral" (i.e., did not intensify or abate)

during the entire period from 1967 to 1979. These paths are compared to those for actual employment and wages in the sectors, and the differences are attributed to changes in the intensity of competition from abroad.

Section IV contains a summary of the findings.

### III. SENSITIVITY TO IMPORT COMPETITION: A NEW METHODOLOGY

In this section, I describe a methodology that can be used to estimate the sensitivity of sectoral levels of employment and wages to changes in certain structural variables. The variables, which are exogenous with respect to activity in any particular, small sector, are those which together determine the general equilibrium allocation of resources. Among the variables is the price of the foreign good that competes with domestic output, which will be assumed to represent the location of a perfectly-elastic, foreign supply curve.<sup>2</sup> The approach I take involves the specification of reduced-form wage and employment equations. These are first derived from a more complete, structural model. Then, to test the methodology in application, I have estimated nine such pairs of equations for various U.S. manufacturing sectors.

Consider a three-factor, many-good model of international trade with imperfect substitutability between home goods and foreign goods and partial mobility of factors between sectors. The output,  $Y_i$ , of a representative, importable-goods sector  $i$  is produced with the input of labor,  $L_i$ , capital,  $K_i$  and "energy",  $E_i$ , according to the Cobb-Douglas production function

$$(2.1) \quad Y_i = Ae^{\pi t} K_i^{a_1} L_i^{a_2} E_i^{(1-a_1-a_2)} \quad a_1, a_2, A > 0$$

Here  $\pi$  is the rate of Hicks-neutral technological progress and  $t$  denotes time.

Energy is assumed to be a traded input, available to sector  $i$  in infinitely-elastic supply at an exogenous price,  $p_e$ .<sup>3</sup> The quantity of energy input used by a profit-maximizing industry is found by setting its value marginal product equal to its price, or

$$(2.2) \quad E_i = \frac{(1-a_1-a_2)p_i Y_i}{p_e}$$

where  $p_i$  is the price of sector  $i$ 's output. Capital and labor are nontraded factors, and their aggregate stocks are taken to be exogenous, at least with respect to activity in a small sector. The derived demands for capital and labor are given by, respectively,

$$(2.3) \quad K_i = \frac{a_1 p_i Y_i}{r_i} \quad ,$$

$$(2.4) \quad L_i = \frac{a_2 p_i Y_i}{w_i} \quad ,$$

where  $r_i$  is the rental rate on capital prevailing in sector  $i$ , and  $w_i$  is the wage rate there. Capital and labor are further assumed to be partially, but imperfectly mobile between sectors.<sup>4</sup> The fraction of the aggregate stock of each factor that is supplied to sector  $i$  is a function of the ratio of its reward in that sector to its aggregate rate of return. Letting  $K_a$  and  $L_a$  be the aggregate stocks of capital and labor, respectively, and  $r_a$  and  $w_a$  be their aggregate returns, we have:

$$(2.5) \quad \frac{K_i}{K_a} = C \left( \frac{r_i}{r_a} \right)^c \quad , \quad c, C > 0$$

$$(2.6) \quad \frac{L_i}{L_a} = D \left( \frac{w_i}{w_a} \right)^d \quad , \quad d, D > 0$$

The real aggregate rates of return are determined by the aggregate stocks of the nontraded factors and the price of the traded factor, according to:

$$(2.7) \quad \frac{r_a}{p_a} = F K_a^{f_1} L_a^{f_2} p_e^{f_3}, \quad f_1 < 0, F > 0$$

$$(2.8) \quad \frac{w_a}{p_a} = G K_a^{g_1} L_a^{g_2} p_e^{g_3}, \quad g_2 < 0, G > 0$$

where  $p_a$  is the aggregate price level.

Finally, the output of sector  $i$  is assumed to substitute imperfectly for the import good (with exogenous price  $p_i^*$ ) and for the aggregate basket of domestic goods. The demand facing this industry (which in equilibrium is equal to its output) is given by:

$$(2.9) \quad Y_i = B \left[ \frac{p_i^*(1+\tau_i)}{p_i} \right]^{b_1} \left( \frac{p_a}{p_i} \right)^{b_2} Q^{b_3} \quad b_1, b_2 < 0, B > 0$$

where  $Q$  is real national income and  $\tau_i$  is the applicable ad valorem tariff rate. There are nine equations, (2.1) through (2.9) which together determine the nine endogenous variables,  $Y_i, K_i, L_i, E_i, p_i, r_i, w_i, r_a$  and  $w_a$ , as a function of the exogenous variables,  $K_a, L_a, p_e, p_a, p_i^*, \tau_i$  and  $Q$ .

In principle, it would be possible to jointly estimate these nine equations for a chosen sector. However, the difficulty one would encounter in collecting a consistent set of data makes this procedure extremely impractical. Fortunately, an alternative approach can be taken. Our interest is in the effect of shifts in the foreign supply curve (i.e., changes in  $p_i^*(1+\tau_i)$ , given our assumption of perfectly-elastic supply) on employment and wages in the domestic industry). This is essentially a question



about the reduced form of equations (2.1) to (2.9), so we may solve out for this reduced form, and estimate it directly. By doing so, we sidestep the task of collecting data for many of the endogenous variables.

The reduced form equations for  $L_i$  and  $w_i$  are, after taking logs, as follows:

$$(2.10) \quad \log L_i = \alpha_0 + \alpha_1 t + \alpha_2 \log K_a + \alpha_3 \log L_a + \\ \alpha_4 \log p_e + \alpha_5 \log p_a + \alpha_6 \log(p_i^*(1+\tau_i)) + \alpha_7 \log Q ,$$

$$(2.11) \quad \log w_i = \beta_0 + \beta_1 t + \beta_2 \log K_a + \beta_3 \log L_a + \\ \beta_4 \log p_e + \beta_5 \log p_a + \beta_6 \log(p_i^*(1+\tau_i)) + \beta_7 \log Q .$$

Of particular interest are the coefficients  $\alpha_6$  and  $\beta_6$ . These measure the elasticities of domestic employment and wages with respect to the price of the competing import good. In terms of the structural parameters, it can be shown that:

$$(2.12) \quad \alpha_6 = \frac{b_1 d}{\frac{(b_1 + b_2 - c)(1+d)a_1}{1+c} + (b_1 + b_2 - d)a_2 - (1+d)(1-a_1 - a_2)}$$

and

$$(2.13) \quad \beta_6 = \alpha_6 / d .$$

According to the theory outlined above, both  $\alpha_6$  and  $\beta_6$  should be positive, reflecting the intuitive notion that a weakening of import competition should raise employment and wages in the domestic industry. The mechanism that applies here is the following one. An upward shift in the foreign supply curve, manifested as a rise in the price of imports, causes substitution in demand to the domestic good. This induces a rise in the domestic price, and therefore an upward shift in the derived demand for factors of production. The ultimate result is an increase in factor inputs and in factor prices, the division between them depending upon the elasticities of factor supplies to the sector.

Evidently, both employment and wages will be more sensitive to import competition the larger (in absolute value) is  $b_1$  and the smaller (in absolute value) is  $b_2$ . The more mobile is labor, the more responsive is employment and the less so are wages. Finally, the sensitivity of both wages and employment to changes in  $p_i^*$  increases with the degree of capital mobility if and only if  $b_1 + b_2 > -1$ ; i.e., if demand for the sector's output is inelastic with respect to its own price.

Equations (2.10) and (2.11) provided the bases for the econometric estimation. An error term and a set of dummy variables for the months of the year was appended to each equation, and a lag structure was allowed for each of the exogenous variables. These lags were twenty-four months for the aggregate capital stock, the aggregate labor force and the price of energy, eighteen months for the aggregate price and the price of the competing import, and six months for real income. The estimates were computed using fourth degree, polynomially distributed lags (except for real income, where a third-degree polynomial was used) on monthly data from January, 1969 through December, 1979.<sup>5</sup>

The data set was constructed as follows. First, nine industries, defined as either three or four digit S.I.C. categories, were chosen for application. These industries, all of which are generally regarded as having suffered intense competition from imports in the recent past, are as follows: hardwood veneer and plywood; leather tanning; footwear; pottery and related ceramic products; bolts, nuts, rivets and washers; ball and roller bearings; radios and televisions; photographic equipment; and dolls, games and toys. Employment for each industry, measured in average man-hours per week, was taken to be the product of the number of production workers and the average number of hours worked per week. I used average hourly earnings as the measure of wages. All these series were taken from Employment and Earnings (various issues).

For the aggregate price level, I chose the wholesale price index, and industrial production was taken as a proxy for real income. These variables as well as those for the labor force and the price of energy were taken from the Survey of Current Business (various issues). The aggregate capital stock variable was calculated according to the formula  $K_{t+1} = I_t + (1-\delta)K_t$ , where  $I_t$  is gross investment and  $\delta$  is the constant rate of depreciation. For real gross investment, I used total expenditure on new plant and equipment divided by the implicit price deflator for fixed investment. Since these data are available only on a quarterly basis, monthly values were generated by interpolation. The benchmark observation for the capital stock was taken from the Office of Business Economics (1971), and the rate of depreciation from Jorgenson and Stephenson (1967).

The construction of the import price series posed the greatest problems, both conceptual and otherwise. Price indices for imports by disaggregated commodity categories are not available for the United States. Instead, I first performed a concordance between the S.I.C. categories and the seven-digit, Schedule A import classifications. Then I calculated unit values for these finely disaggregated import groupings by dividing values by quantities. Finally, I formed fixed-weight indices of the unit values, using full-year 1974 values as weights. The tariff factors were constructed similarly, using a concordance between the S.I.C. categories and the T.S.U.S.A. classifications under which tariff rates are specified. Specific tariffs were converted to their ad-valorem equivalents, again using values and prices for 1974. The tariff factors were adjusted in several cases to reflect temporary, escape clause protective measures<sup>6</sup>, and all factors incorporate the ten percent import surcharge in force during the latter part of 1971.<sup>7</sup>

The estimated, reduced-form elasticities of wage and employment levels with respect to the domestic price of the import-competing goods are reported in Table 1.<sup>8</sup> The figures shown represent long-run or total elasticities (i.e., the sum of the individual lag coefficients). Standard errors are in parenthesis.

Almost all of the coefficient estimates are positive, as is predicted by the theory. To characterize the results, it seems that the sensitivity of employment to import prices varies significantly across industries. In the cases of leather tanning, nuts and bolts, ball bearings, photographic equipment and toys, the elasticities are quite small, so that a large change in the import price would be needed to affect a significant loss of jobs in the U.S. industries. The elasticities are moderately sized for footwear,

TABLE 1

SENSITIVITY OF WAGES AND EMPLOYMENT TO IMPORT PRICES

<u>Sic Code</u>	<u>Industry Name</u>	<u>Employment Elasticity</u>	<u>Wage Elasticity</u>
2435	Hardwood Veneer and Plywood	.734 (.572)	.007 (.076)
311	Leather Tanning	.085 (.199)	.056 (.021)
314	Footwear (ex.rubber)	.262 (.183)	.021 (.042)
326	Pottery and related products	.608 (.191)	-.130 (.082)
3452	Bolts, Nuts, Washers, Rivets	.164 (.136)	.059 (.032)
3562	Ball and Roller Bearings	.068 (.130)	.061 (.021)
365	Radio and Television	3.020 (.558)	.128 (.095)
386	Photographic Equipment	-.184 (.090)	.091 (.029)
3942, 3944	Dolls, Games and Toys	.085 (.260)	.034 (.024)

pottery and hardwood, whereas employment in the radio and television industry is found to be very sensitive to import competition. This latter finding is consistent with the high cross-price elasticities I estimated between domestic and imported televisions in Grossman (1982b).

The estimates of wage responsiveness to import competition are more consistent across sectors. In all cases, these elasticities are small, indicating that changes in the extent of foreign competition in particular industries can effect only minor changes in the cross-sectoral structure of relative wages in the United States. This finding suggests a relatively high degree of inter-sectoral labor mobility.

Reduced-form parameter values of the sort presented here are useful in their own right, because they tell us, for example, the impact that proposed tariff changes would likely have on employment and wages. The conclusion in this regard is that tariffs on a number of goods could be reduced or eliminated with only minimal effect on the number of jobs in the domestic industry or the wages paid there. At the same time, protection such as provided by escape clause measures is unlikely at any reasonable level to preserve many jobs in an industry or to halt a decline in the relative wages of a group of workers, if the relevant elasticities are small.

In order to address the question of the extent to which import competition historically has been responsible for the loss of jobs or the relative decline in wages in certain sectors, it is necessary to supplement the parameter estimates with a counterfactual path of import prices corresponding to an assumed absence of import competition. This is the task of the next section.

#### IV. COUNTERFACTUAL SIMULATIONS

A number of standards could conceivably be applied to measure the extent of import competition. Those that rely on the quantity of imports alone, or on the ratio of imports to domestic consumption or output, are suspect, because these variables are affected not only by conditions in the foreign industries, but also by changes in tastes or production conditions at home. What is desirable, instead, is to define import competition in terms of the location and movements of the foreign import supply curve.

If foreign supply is assumed to be perfectly elastic, then import prices, rather than import quantities, should form the basis for measurement of the extent of competition.<sup>9</sup> For the purposes of this study, a situation of neutral import competition (i.e., neither an intensification, nor an abatement) is defined as a constant relative price of the import good in terms of the domestic aggregate price level. It is a fall in the relative price of imports (not relative to the domestic price of good  $i$ , which is endogenous, but relative to domestic prices in general) which begins the process by which import competition effects a reallocation of resources. Of course, a fall in  $p_i$  relative to both  $p_i^*$  and  $p_a$  caused by some other structural factor could begin the same reallocation process, but then it would not be appropriate to attribute responsibility for the resulting movement of resources or changes in factor prices to imports.

Equations (2.10) and (2.11), with monthly dummy variables and lag terms added, were simulated using historical data for all of the exogenous variables, except for the domestic price of imports. In place of  $p_i^*(1+\tau_i)$ , I used a series generated by multiplying  $p_a$  by the

observation of the relative domestic price of the import in terms of the aggregate price index for January, 1967. Thus, I have generated paths for employment and wages that correspond to the counterfactual assumption of neutral import competition over the entire period, with everything else held constant. Pairs of simulations were performed for all industries, except in the two cases where the reduced-form coefficient estimates on the import price had the theoretically incorrect (i.e., negative) sign.

The hypothetical paths of employment and wages are depicted in Figures 1 through 16, as are the historical paths of these variables. By comparing the simulated and actual values, we have an estimate of the effect of import competition in each industry. Some of the information in the figures is summarized in Table 2, where I present the historical and simulated average levels of employment and earnings for the year 1979.

It is evident from Table 2 that the experience with foreign competition has not been uniform across sectors. In three industries, there would have been less average employment in 1979 than was actually observed, had import competition been neutral from 1967 to 1979, and in two sectors wages would have been lower. In four industries import competition has been responsible for the loss of a moderate amount of employment, ranging from 30,000 to 229,000 manhours per week. Only in the case of a single industry among the nine studied (radios and televisions) can it be said that competition from abroad has cost the United States a significant number of jobs. It is estimated that employment in the radio and television industry would have been 71.3 percent greater in 1979 than was observed, had import competition been neutral for the preceeding twelve years. This corresponds to a loss of approximately 60,000 jobs in this industry.



TABLE 2

THE EFFECT OF IMPORT COMPETITION ON  
EMPLOYMENT AND WAGES

<u>Industry</u>	<u>Employment, 1979</u>			<u>Wages, 1979</u>		
	<u>Actual</u>	<u>Simul.<sup>c</sup></u>	<u>%Diff.</u>	<u>Actual</u>	<u>Simul.<sup>c</sup></u>	<u>%Diff.</u>
Hardwood Veneer	993	1111	+11.9	4.73	4.80	+1.5
Leather Tanning	645	675	+ 5.0	5.55	5.57	+0.4
Footwear	4627	4584	- 0.9	4.10	4.20	+2.4
Pottery	1522	1158	-23.9	5.62	-	-
Nuts and Bolts	1692	1921	+13.5	6.88	6.72	-2.3
Ball Bearings	1943	2005	+ 3.2	7.40	7.95	+7.4
Radio and T.V.	3265	5592	+71.3	5.85	6.16	+5.3
Photographic	2838	-	-	7.94	7.31	-7.9
Dolls, Toys and	1692	1682	- 0.6	4.48	4.60	+2.7

<sup>a</sup> Employment measured in thousands of manhours of production labor per week, averaged over the year.

<sup>b</sup> Wages measured as average hourly earnings.

<sup>c</sup> Simulations computed assuming:

$$\frac{p_i^*(t)}{p_a(t)} = \frac{p_i^*(1967:1)}{p_a(1967:1)} \quad \text{for all } t \text{ from } 1967:1 \text{ through } 1979:12.$$

The table shows that import competition has not had a major effect on wages in most of the industries studied. In only two of the eight simulations can we attribute to imports a loss of hourly earnings in 1979 greater than ten cents per hour. Again, this evidences a fairly high degree of labor mobility out of declining sectors, at least in the long run (i.e., after eighteen months).

Note that the methodology suggested here could be applied to a wider range of questions. For example, it would be possible to estimate the effects that the oil price increases have had on employment and wages in particular industries by replacing the historical series for  $p_e$  with an assumed counterfactual. Similarly, one could simulate what the effect on the labor market would have been of various, hypothetical trade policies, such as the gradual reduction or elimination of protection. Of course, the procedure does not allow us to trace the fortunes of those who are displaced from a declining sector, as to whether, for example, they find new jobs in expanding sectors and if so, how quickly. In order to answer to these important policy questions, one would need detailed, micro-survey data.

V. SUMMARY AND CONCLUSIONS

In a dynamic, open economy, resource reallocations and movements in industry factor prices may have many proximate, structural causes. For example, income elasticities of demand or rates of technological progress may vary across sectors, or differences in the rates of accumulation of alternative factors of production may effect changes in relative factor prices and therefore relative costs of production. In recent years, much attention has focused on the extent to which import competition has been a major cause of labor displacements and wage movements, in comparison to these other structural determinants of the industry structure of employment and wages.

In this paper I have provided a methodology for addressing this issue. I specified a model that determines the quantities of resources employed in a given sector, and the equilibrium factor prices there. The model assumes: (i) the existence of three factors and many goods; (ii) that two factors, labor and capital, are imperfectly mobile between sectors, whereas the third, energy, is a traded good available in infinitely elastic supply; and (iii) that domestic output substitutes imperfectly for a competing, import good.

Due to problems of data collection the structural model was not estimated directly, but first was solved for its reduced-form. Reduced-form wage and employment equations were estimated for nine, allegedly trade-impacted manufacturing sectors in the United States. Particular emphasis was placed on the estimated elasticities of employment and wages with respect to the domestic price of imports. These coefficients indicate the sensitivity of the domestic industry labor market to import competition. It was found that, by and large, wages are not very sensitive to competition from abroad, whereas the responsiveness of employment varied widely across sectors.

In order to attribute certain job losses or wage movements to competition from imports, it is necessary first to define a measure of the extent of import competition. Here I used the relative price of imports in terms of the domestic price aggregate as such a measure, and simulated paths for employment and wages under the counterfactual assumption that this relative price remained constant from 1967 through 1979. The difference between the paths so generated and the actual, historical paths of employment and wages is an estimate of the effect of changes in the extent of import competition. I found that employment and wages would actually have been lower in some sectors than was actually observed had import competition been neutral during the period. Even in cases where job or earnings losses could be attributed to import competition, the effect was relatively small, except in one industry (radios and televisions) where competition from abroad has had evidently a major, negative influence on both the level of employment and the wages paid to those with jobs.

FOOTNOTES

- \* I would like to thank Jagdish Bhagwati for suggesting this topic of research to me, and John Martin and David Richardson for helpful comments on the methodology. Robert Johnson and David Zimble provided able research assistance. Financial support was provided by the International Labor Affairs Bureau, U.S. Department of Labor, and by the National Science Foundation under Grant No.PRA-8211940.
1. Martin and Evans (1981) have noted several other difficulties with such accounting decompositions.
  2. In principle, the proposed methodology could be carried out without the assumption that the foreign import supply curve is perfectly elastic. However, without this assumption it would be necessary to collect data on the structural variables for all the countries that export to the United States in order to distinguish movements along a supply curve from shifts in the curve. Richardson (1974) has shown that the assumption that the United States is small in the market for its imports may be justified for many manufactured goods.
  3. The energy variable was included largely to capture the structural effects on employment and wages of the oil price increase. This explains why energy is modelled here as a traded good.
  4. For a discussion of partial factor mobility in the standard trade models, see Mussa (1982) or Grossman (1983). The particular modeling of intersectoral factor mobility used here is similar to that in Hill and Mendez (1982).

5. In the case of one industry, namely hardwood veneers, data availability dictated an estimation period of January, 1972 through December, 1979.
6. The various safeguard measures implemented by the United States in the last decade are listed and discussed in Gard and Riedel (1980).
7. The resulting series of tariff-adjusted import prices are presented in an appendix that is available from the author upon request.
8. The other coefficient estimates of the reduced-form equations are not of direct concern here, and are therefore relegated to an Appendix that is available from the author upon request.
9. If import supply has a strictly positive but finite price elasticity, then neither prices nor quantities alone can be used to measure import competition. It is then necessary to distinguish shifts in the foreign supply curve from movements along it, which can only be accomplished by estimating supply equations for each country producing competing goods.

REFERENCES

- Cable, V. (1977) "British Protectionism and LDC Imports," ODI Review, No.2, pp.29-48.
- Frank, C.R. (1977) Foreign Trade and Domestic Aid, Washington: The Brookings Institution.
- Gard, L.M. and Riedel, J. (1980) "Safeguard Protection of Industry in Developed Countries: Assessment of Implications for Developing Countries," Weltwirtschaftliches Archiv, Band 16, Heft 3, pp.471-492.
- Grossman, G.M. (1982a) Comment on E.Verreydt and J.Waelbroeck, "European Community Protection against Manufactured Imports from Developing Countries: A Case Study in the Political Economy of Protection," in J.N.Bhagwati (ed.), Import Competition and Response, Chicago: University of Chicago Press.
- \_\_\_\_\_ (1982b) "Import Competition from Developed and Developing Countries," The Review of Economics and Statistics, Vol.64, No.2, pp.271-281.
- \_\_\_\_\_ (1983) "Partially Mobile Capital: A General Approach to Two-Sector Trade Theory," Journal of International Economics, forthcoming.
- Hill, J.K. and Mendez, J.A. (1982) "Factor Mobility and the General Equilibrium Model of Production," unpublished.
- Jorgenson, D.W. and Stephenson, J.A. (1967) "The Time Structure of Investment Behavior in the United States," The Review of Economics and Statistics, Vol.49, No.1, pp.16-27.

Krueger, A.O. (1979a) "LDC Manufacturing Production and Implications for OECD Comparative Advantage," in I.Levenson and J.W.Wheeler (eds.), Western Economics in Transition: Structural Change and Adjustment Policy in Industrial Countries, Boulder, Co.: Westview Press for the Hudson Institute.

\_\_\_\_\_ (1979b) "The Impact of Foreign Trade on Employment in U.S. Industry," in J.Black and B.Hindlay (eds.), Current Issues in Commercial Policy and Diplomacy, London: Macmillan Press.

\_\_\_\_\_ (1980a) "Protectionist Pressures, Imports and Employment in the United States," Scandinavian Journal of Economics, Vol.82, No.2, pp.133-146.

\_\_\_\_\_ (1980b) "Restructuring for Import Competition from Developing Countries, I: Labor Displacements and Economic Redeployment in the United States," Journal of Policy Modeling, Vol.2, No.2, pp.165-184.

Martin, J.P. and Evans, J. (1981) "Notes on Measuring the Employment Displacement Effects of Trade by the Accounting Procedure," Oxford Economic Papers, Vol.33, No.1, pp.154-164

Mussa, M. (1982) "Imperfect Factor Mobility and the Distribution of Income," Journal of International Economics, Vol.12, No.1/2 pp.125-142.

Office of Business Economics (1971) Fixed Residential Business Capital in the United States, 1925-1970, Washington: Government Printing Office.



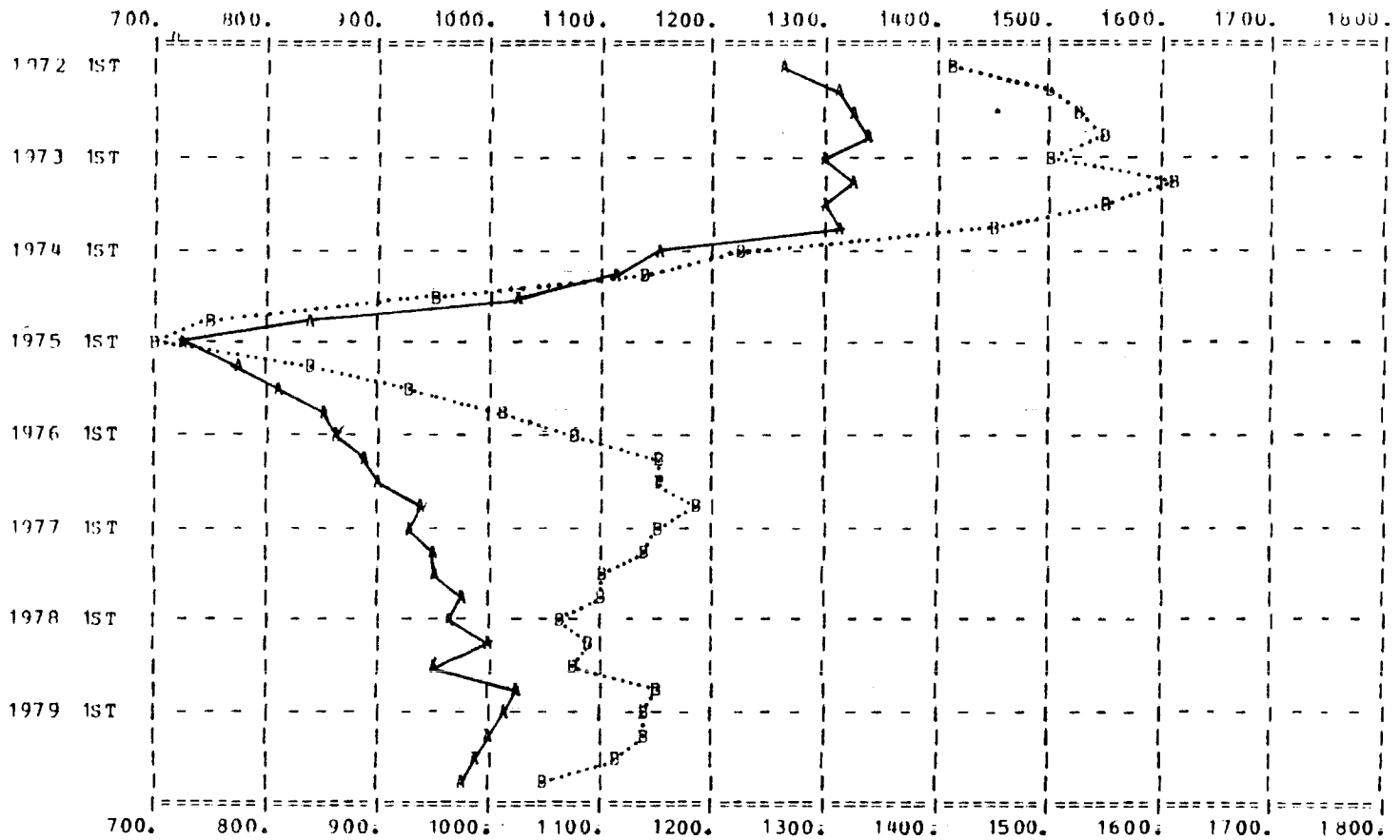
Richardson, J.D. (1974) "Some Issues in the Structural Determination of International Price Responsiveness," in H.G.Glejser (ed.), Quantitative Studies of International Economic Relations.

Wolter, F. (1979) "Adjusting to Imports from Developing Countries: The Evidence from a Human Capital Rich-Natural Resource Poor Country," in H.Giersch (ed.), Reshaping the World Economic Order, Tubingen: Mohr.

FIGURE 1

Actual and Simulated Paths of Employment

Hardwood Veneer and Plywood (SIC 2435)



\*\*\*\*\*LEGEND\*\*\*\*\*

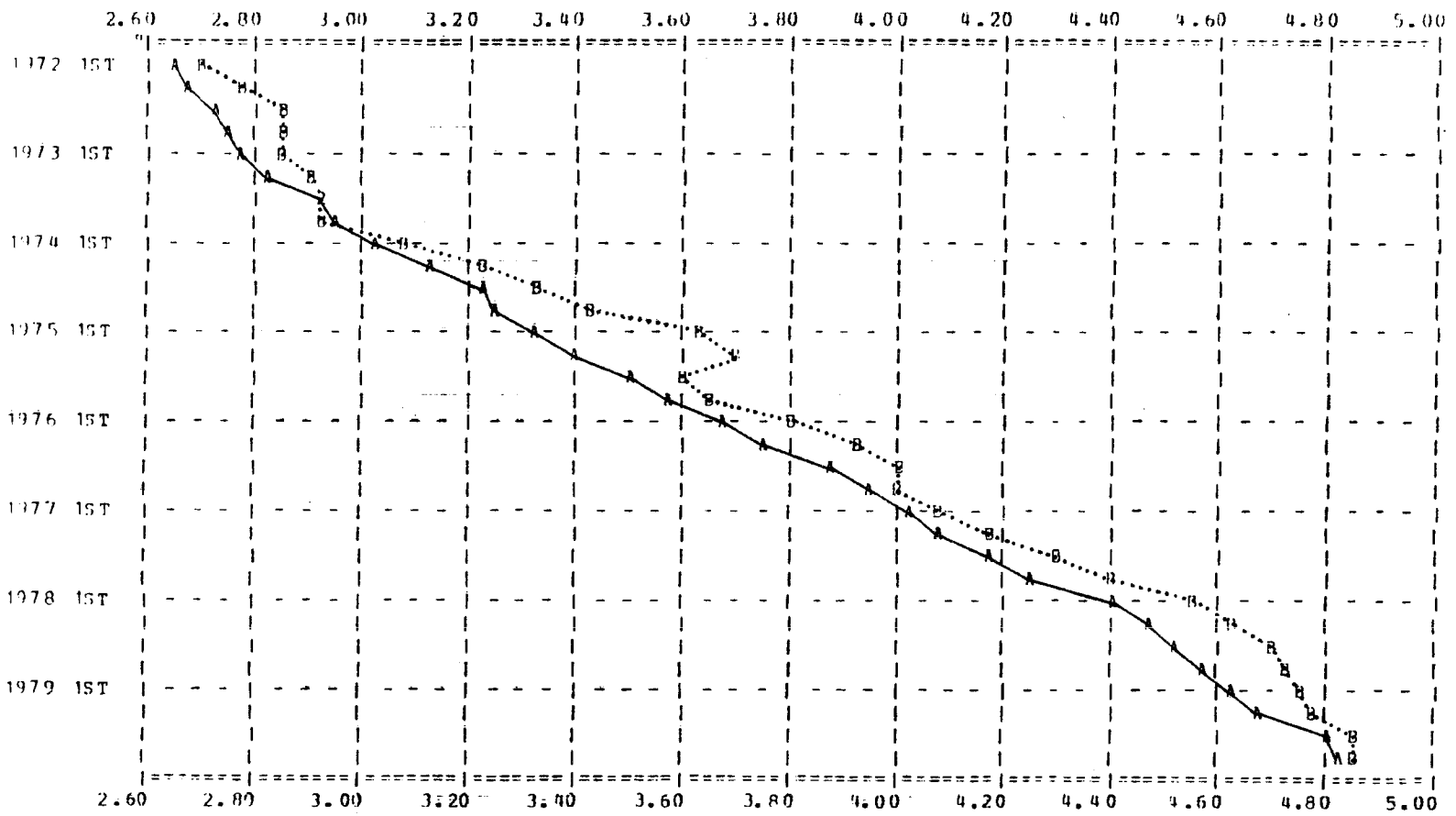
TIME BOUNDS: 1972 1ST TO 1979 4TH

SYMBOL	SCALE	NAME	
A	#1	L243Q	—————
B	#1	L243SIMQ	.....

\*\*\*\*\*

FIGURE 2

Actual and Simulated Paths of Wages  
Hardwood Veneer and Plywood (SIC 2435)



\*\*\*\*\* LEGEND \*\*\*\*\*

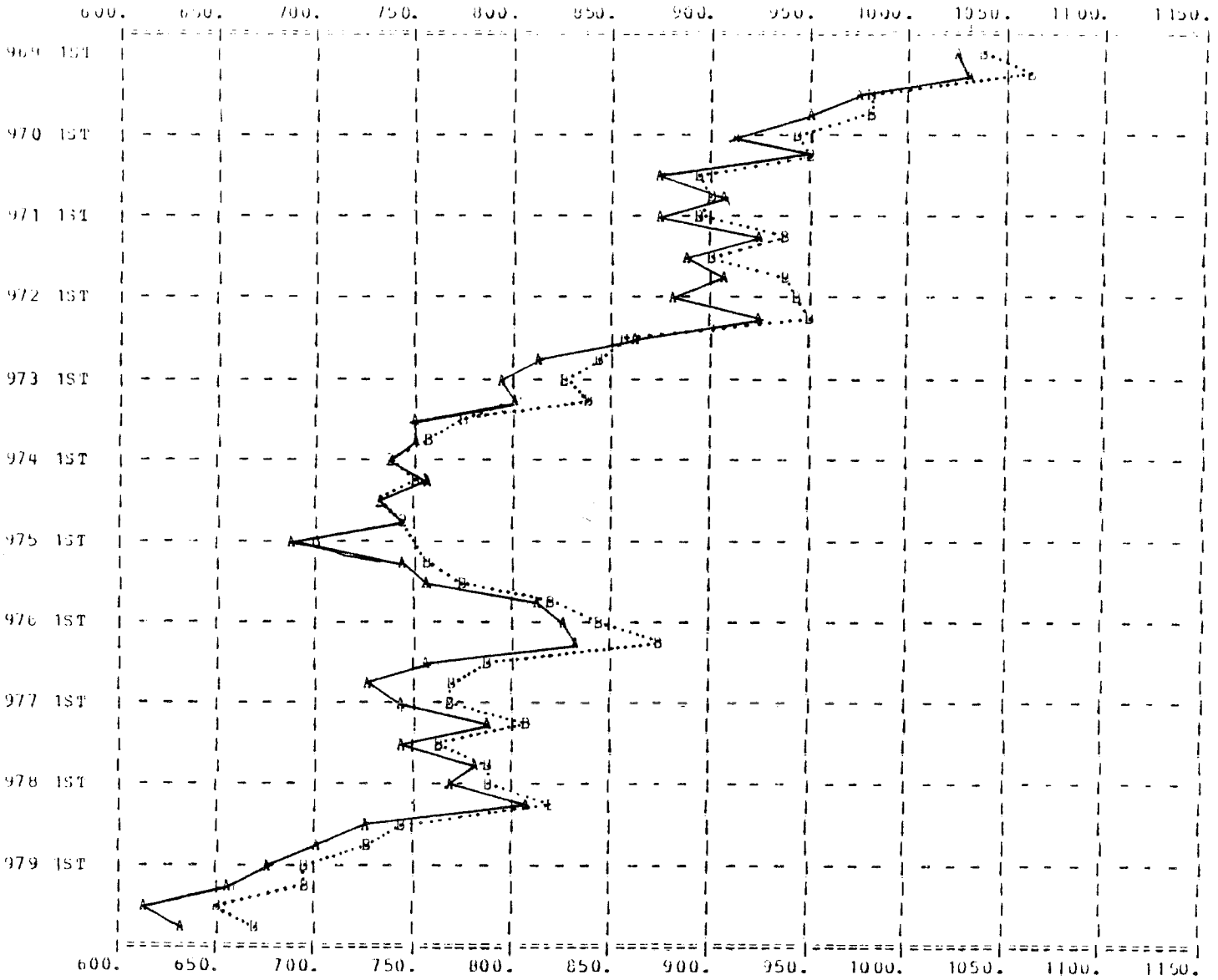
TIME BOUNDS: 1972 1ST TO 1979 4TH

SYMBOL	SCALE	NAME
A	#1	W2430
B	#1	W243SIMO

\*\*\*\*\*

FIGURE 3

Actual and Simulated Paths of Employment  
Leather Tanning (SIC 311)



\*\*\*\*\*LEGEND\*\*\*\*\*

TIME BOUNDS: 1969 1ST TO 1979 4TH

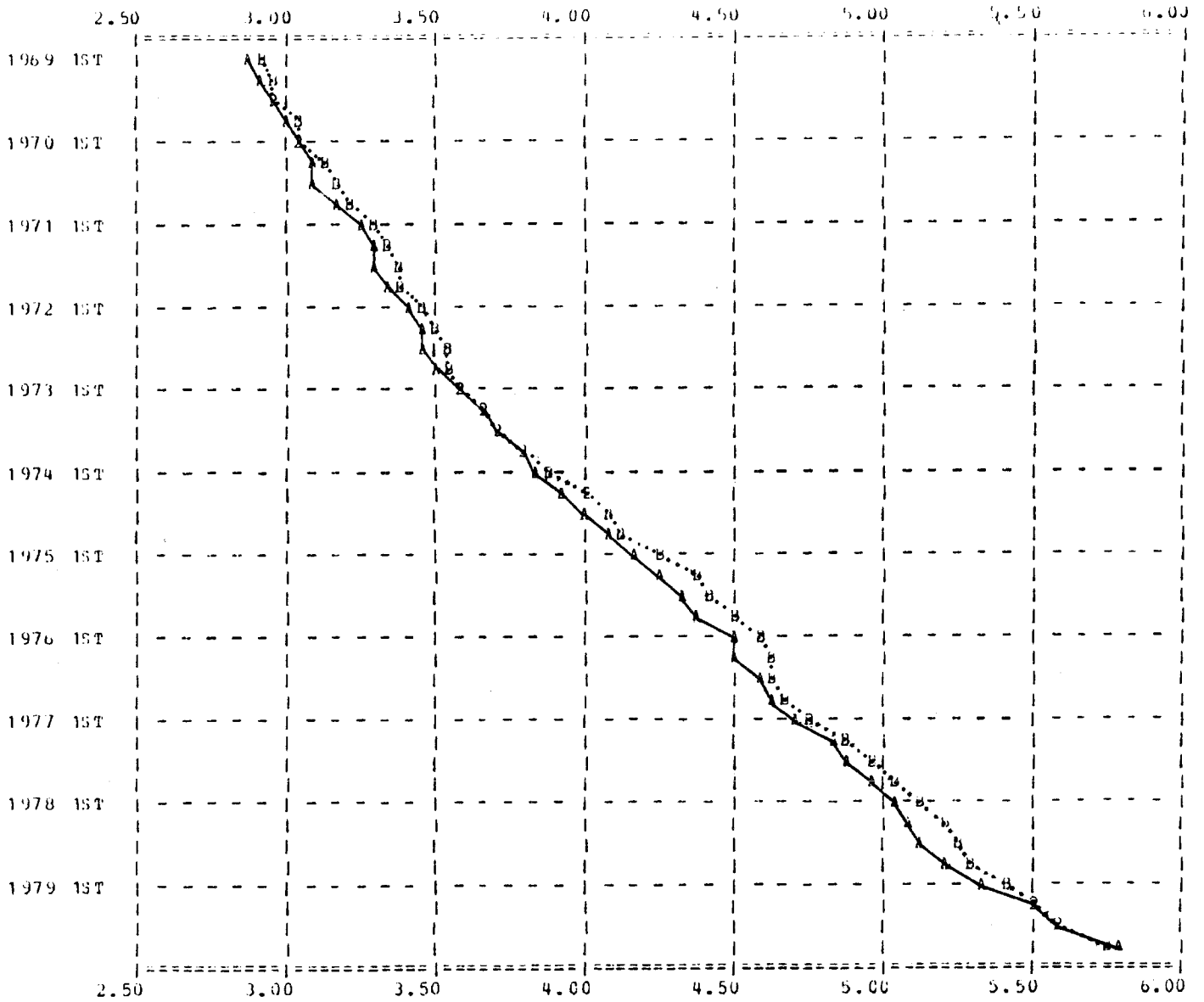
SYMBOL SCALE NAME  
 A #1 L311Q ———  
 B #1 L311SIMQ ·····

\*\*\*\*\*

FIGURE 4

Actual and Simulated Paths of Wages

Leather Tanning (SIC 311)



\*\*\*\*\*LEGEND\*\*\*\*\*

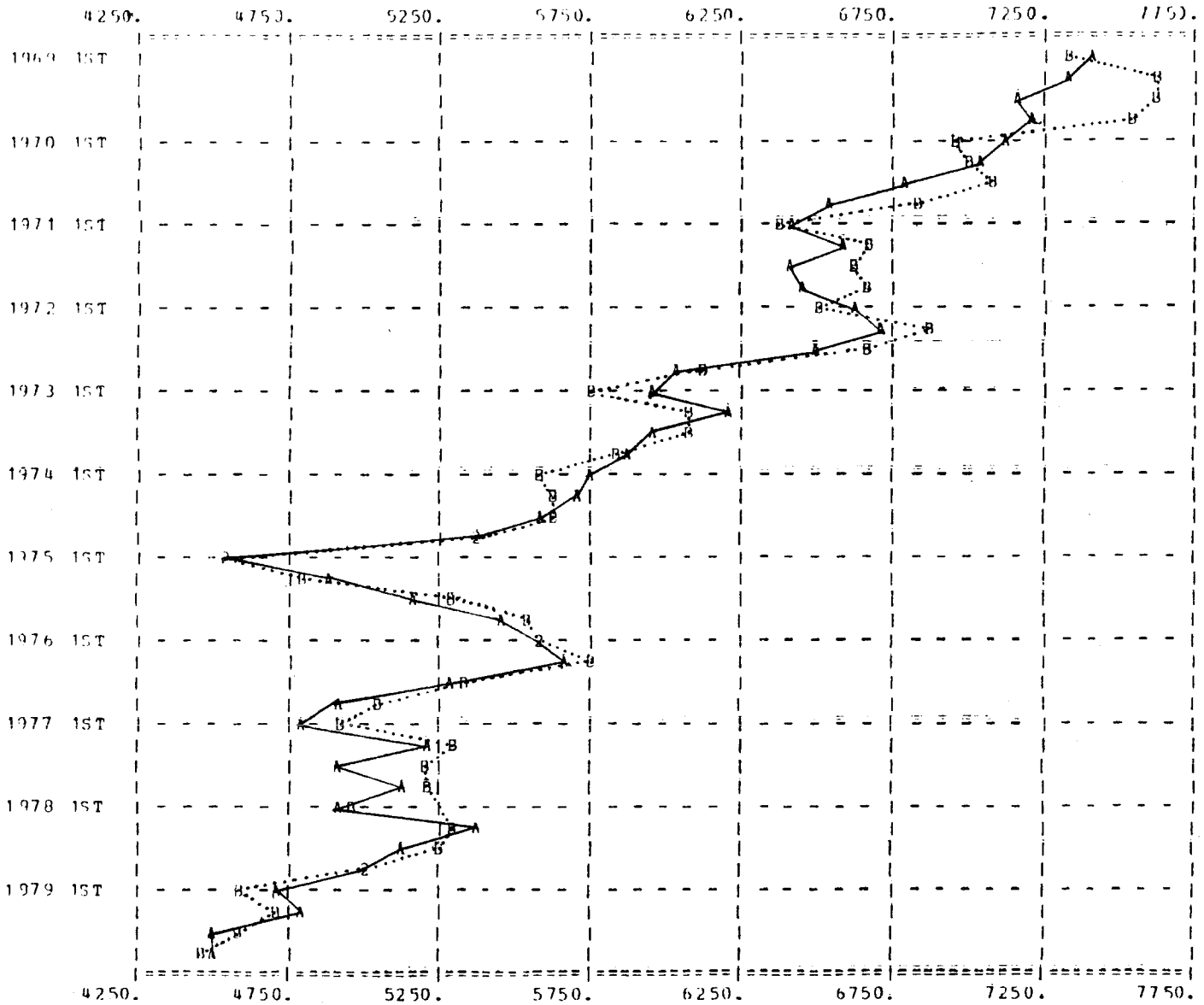
TIME BOUNDS: 1969 1ST TO 1979 4TH

SYMBOL	SCALE	NAME
A	#1	W311Q
B	#1	W311SIMQ

\*\*\*\*\*

FIGURE 5

Actual and Simulated Paths of Employment  
Footwear, exc. rubber (SIC 314)



\*\*\*\*\*LEGEND\*\*\*\*\*

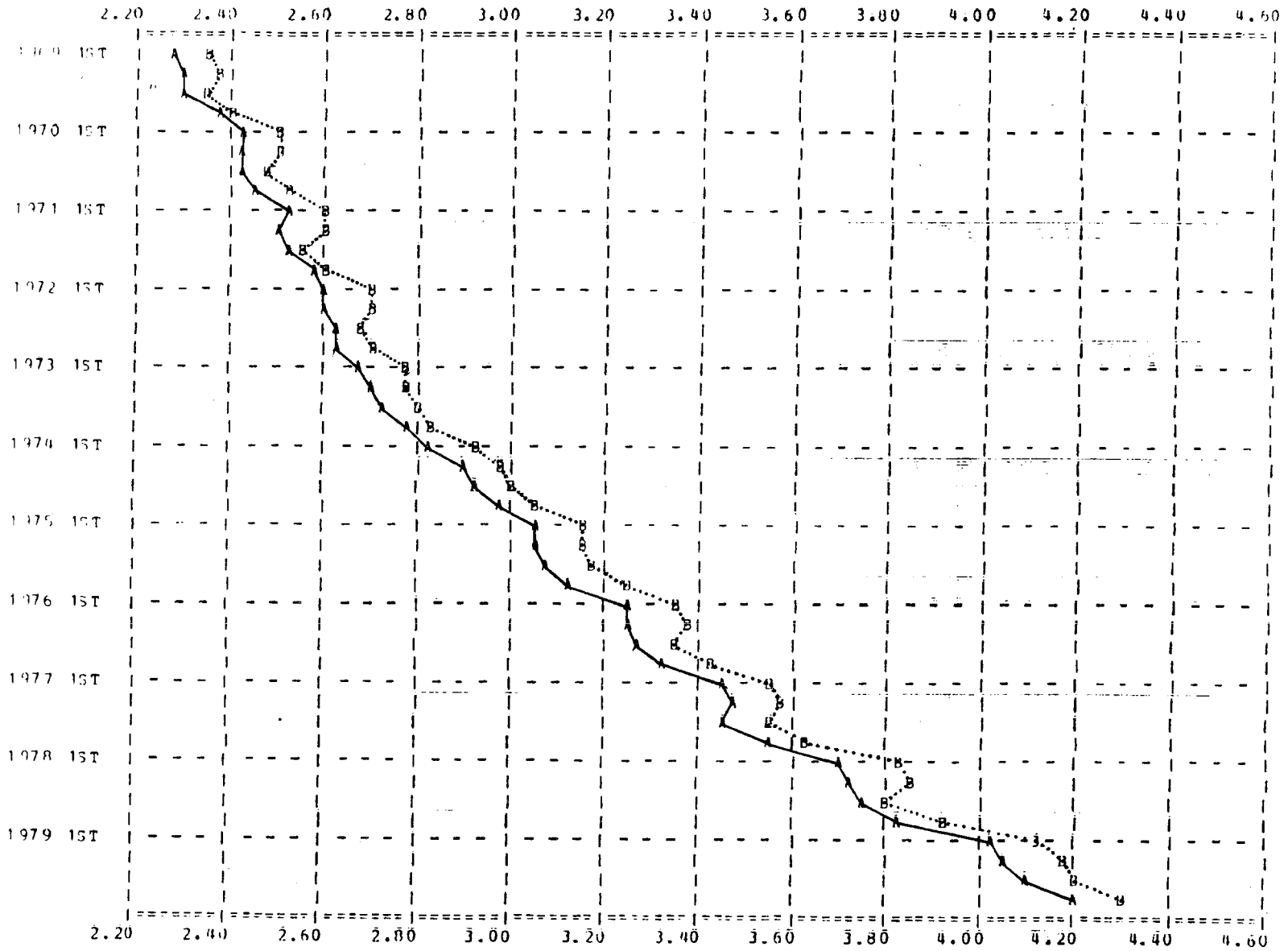
TIME BOUNDS: 1969 1ST TO 1979 4TH

SYMBOL	SCALE	NAME	Line Style
A	#1	L314Q	—————
B	#1	L314SIMQ	.....

\*\*\*\*\*

FIGURE 6

Actual and Simulated Paths of Wages  
Footwear, exc. rubber (SIC 314)



\*\*\*\*\*LEGEND\*\*\*\*\*

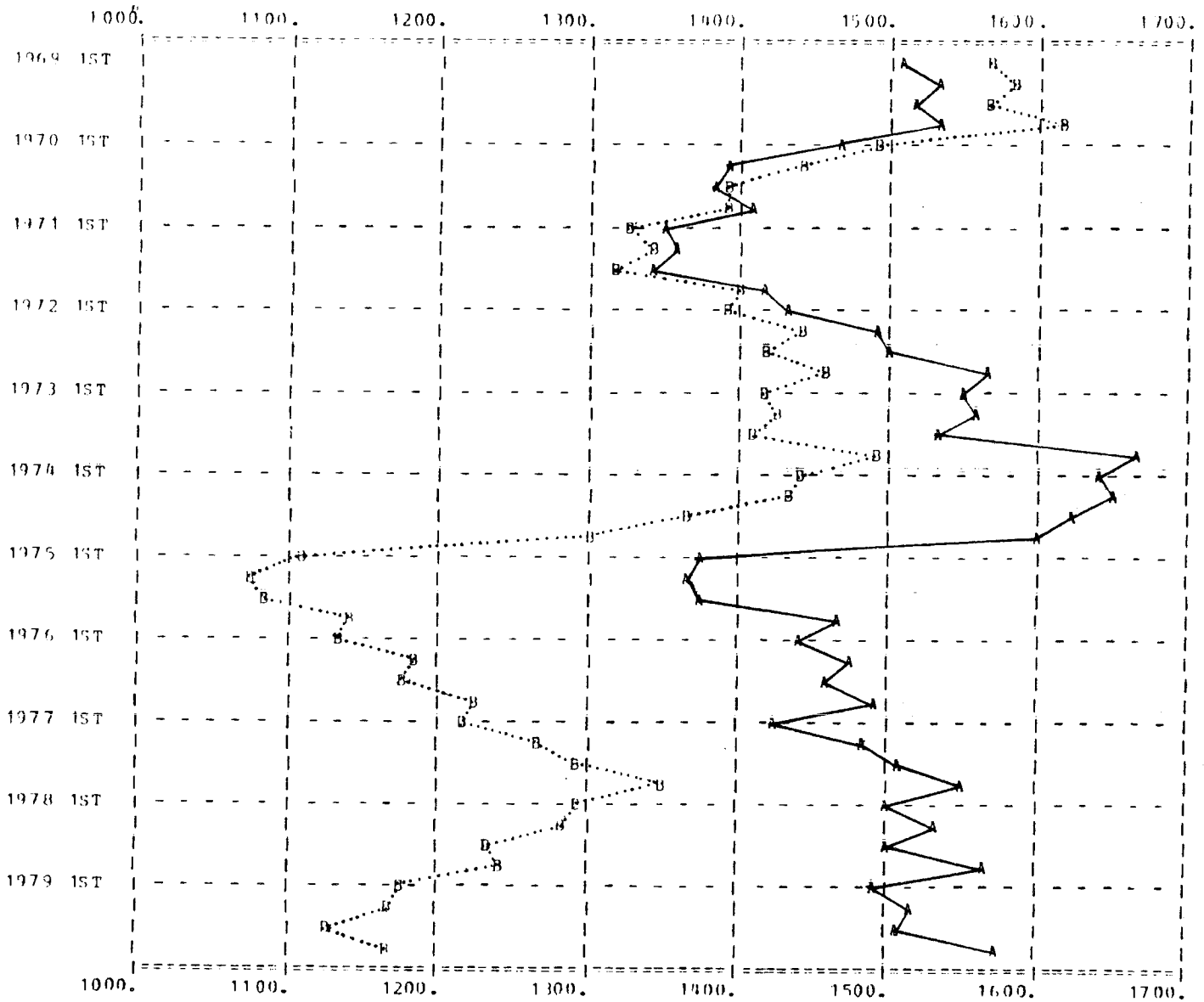
TIME BOUNDS: 1969 1ST TO 1979 1ST

SYMBOL	SCALE	NAME
A	#1	W314Q
B	#1	W314SIMO

\*\*\*\*\*

FIGURE 7

Actual and Simulated Paths of Employment  
Pottery and related prods. (SIC 326)



\*\*\*\*\*LEGEND\*\*\*\*\*

TIME BOUNDS: 1969 1ST TO 1979 4TH

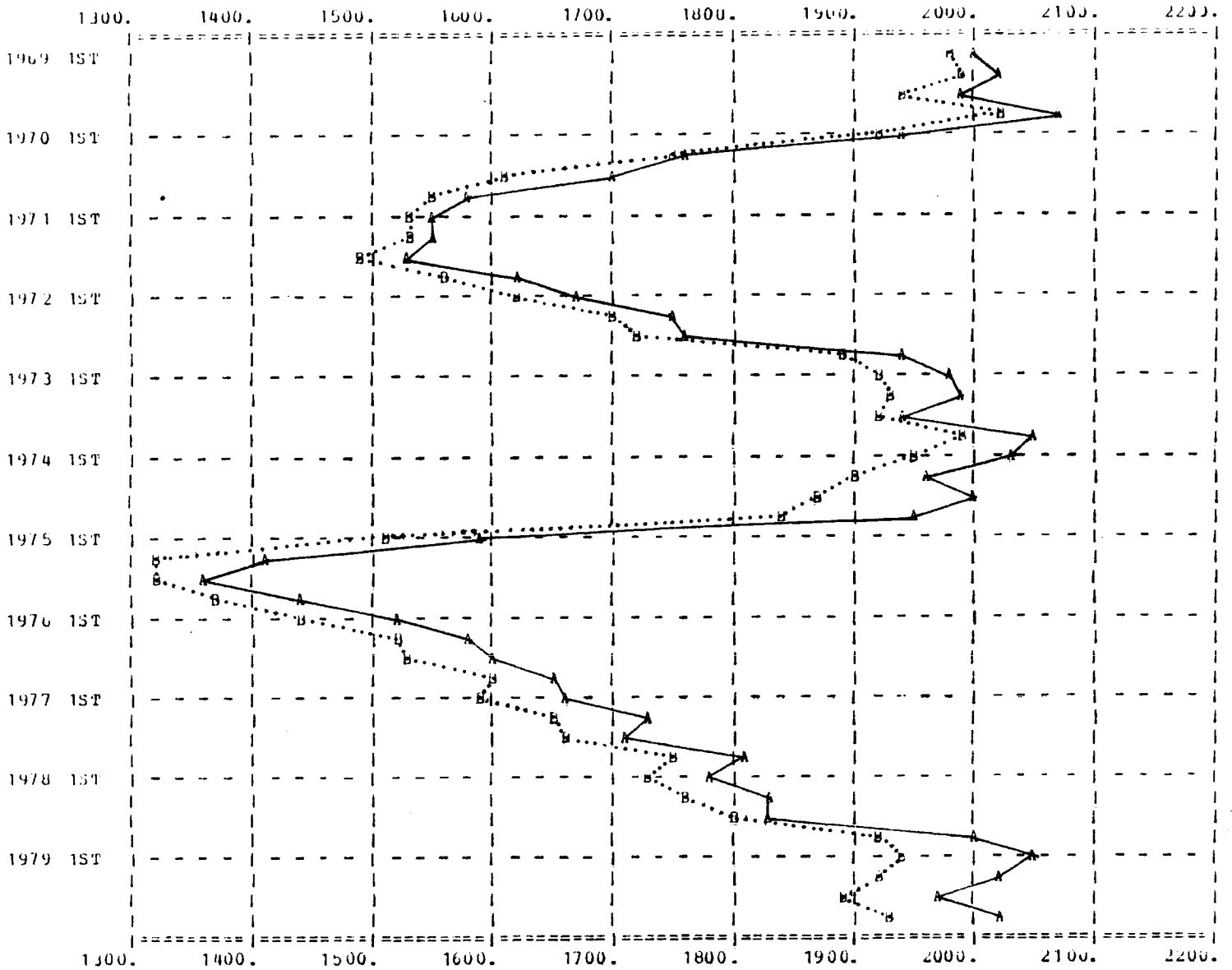
SYMBOL	SCALE	NAML	
A	#1	L326Q	—————
B	#1	L326S1M0	.....

\*\*\*\*\*



FIGURE 8

Actual and Simulated Paths of Employment  
Nuts, Bolts, Rivets & Washers (SIC 3452)



\*\*\*\*\*LEGEND\*\*\*\*\*

TIME BOUNDS: 1969 1ST TO 1979 4TH

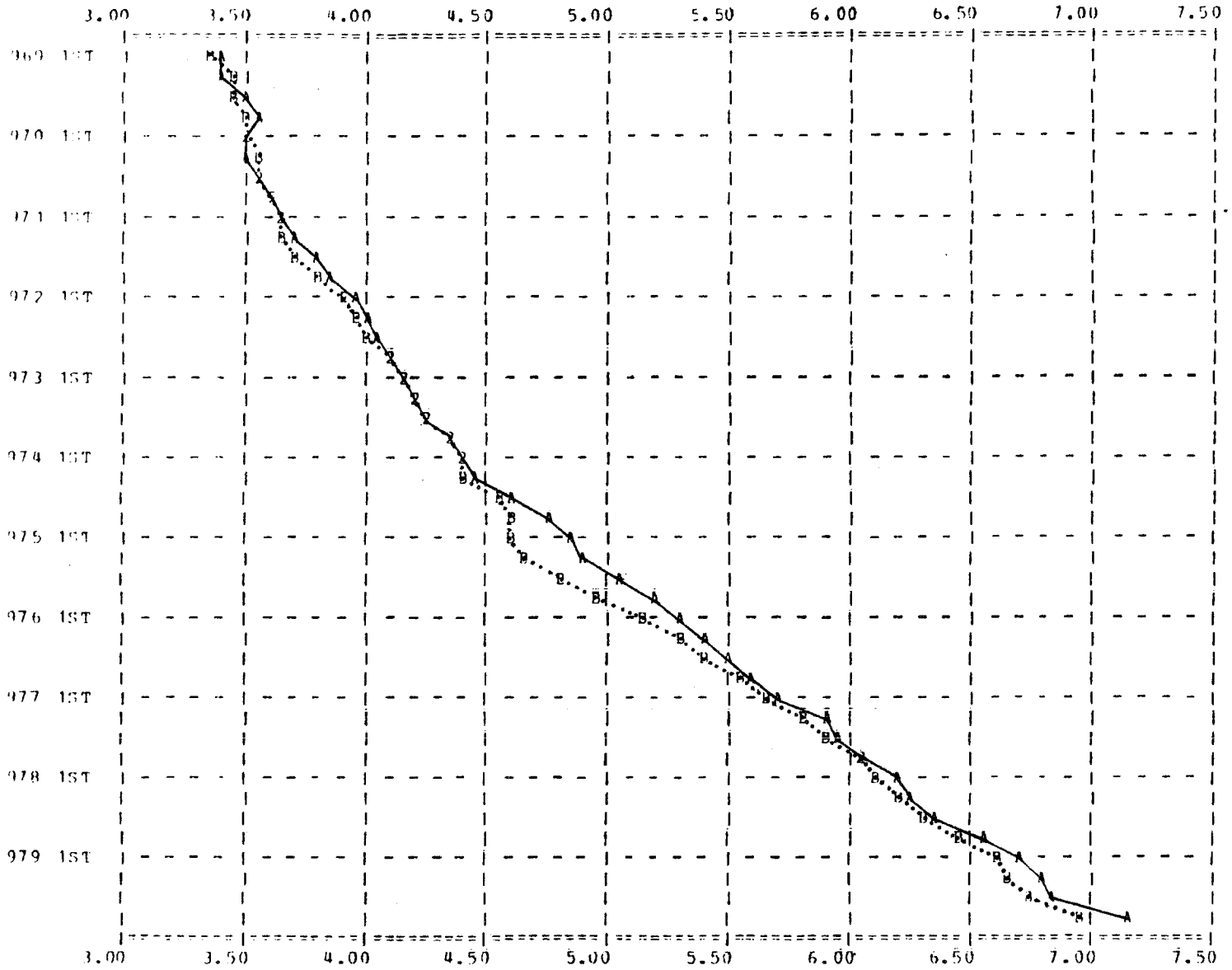
SYMBOL SCALE NAME

A #1 L345Q ————  
B #1 L345SIMO .....

\*\*\*\*\*

FIGURE 9

Actual and Simulated Paths of Wages  
Nuts, Bolts, Rivets & Washers (SIC 3452)



\*\*\*\*\*LEGEND\*\*\*\*\*

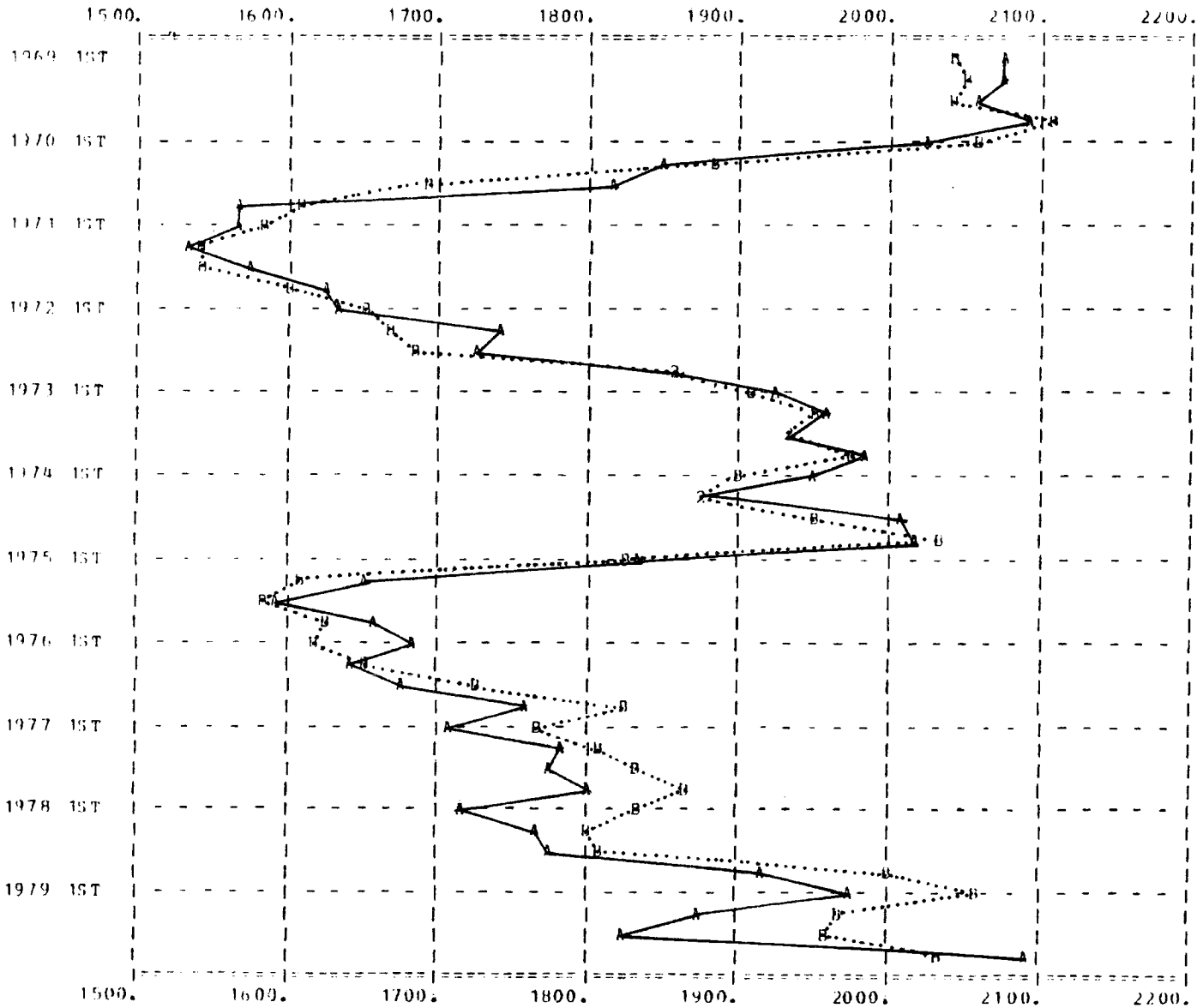
TIME BOUNDS: 1969 1ST TO 1979 4TH

SYMBOL	SCALE	NAME	LINE STYLE
A	#1	W3450	—————
P	#1	W345SIMO	.....

\*\*\*\*\*

FIGURE 10

Actual and Simulated Paths of Employment  
Ball and Roller Bearings (SIC 3562)



\*\*\*\*\*LEGEND\*\*\*\*\*

TIME ROUNDS: 1969 1ST TO 1979 4TH

SYMBOL SCALE NAME

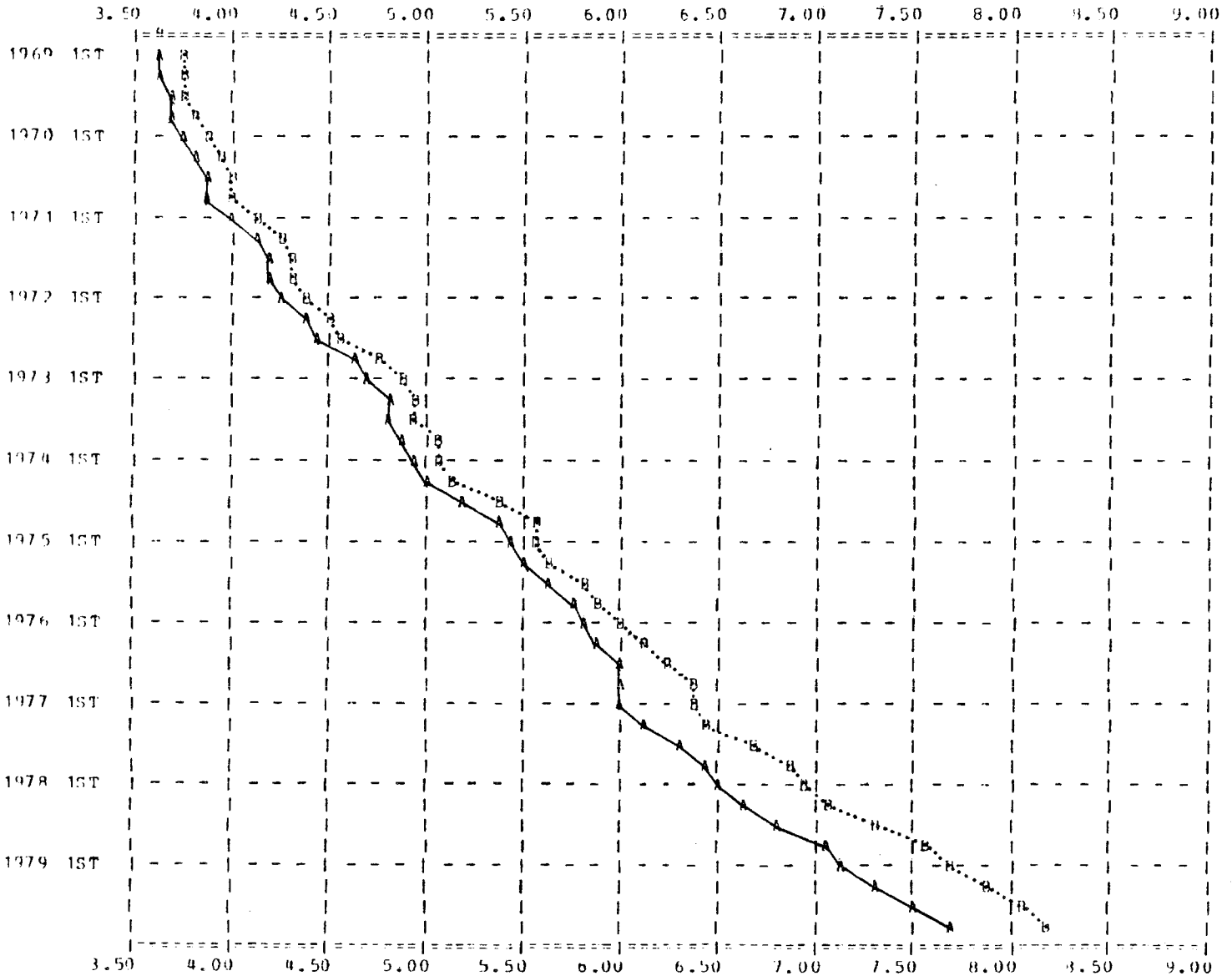
A #1 1.35620 —————

B #1 1.3562510 .....

\*\*\*\*\*

FIGURE 11

Actual and Simulated Paths of Wages  
Ball and Roller Bearings (SIC 3562)



\*\*\*\*\*LEGEND\*\*\*\*\*

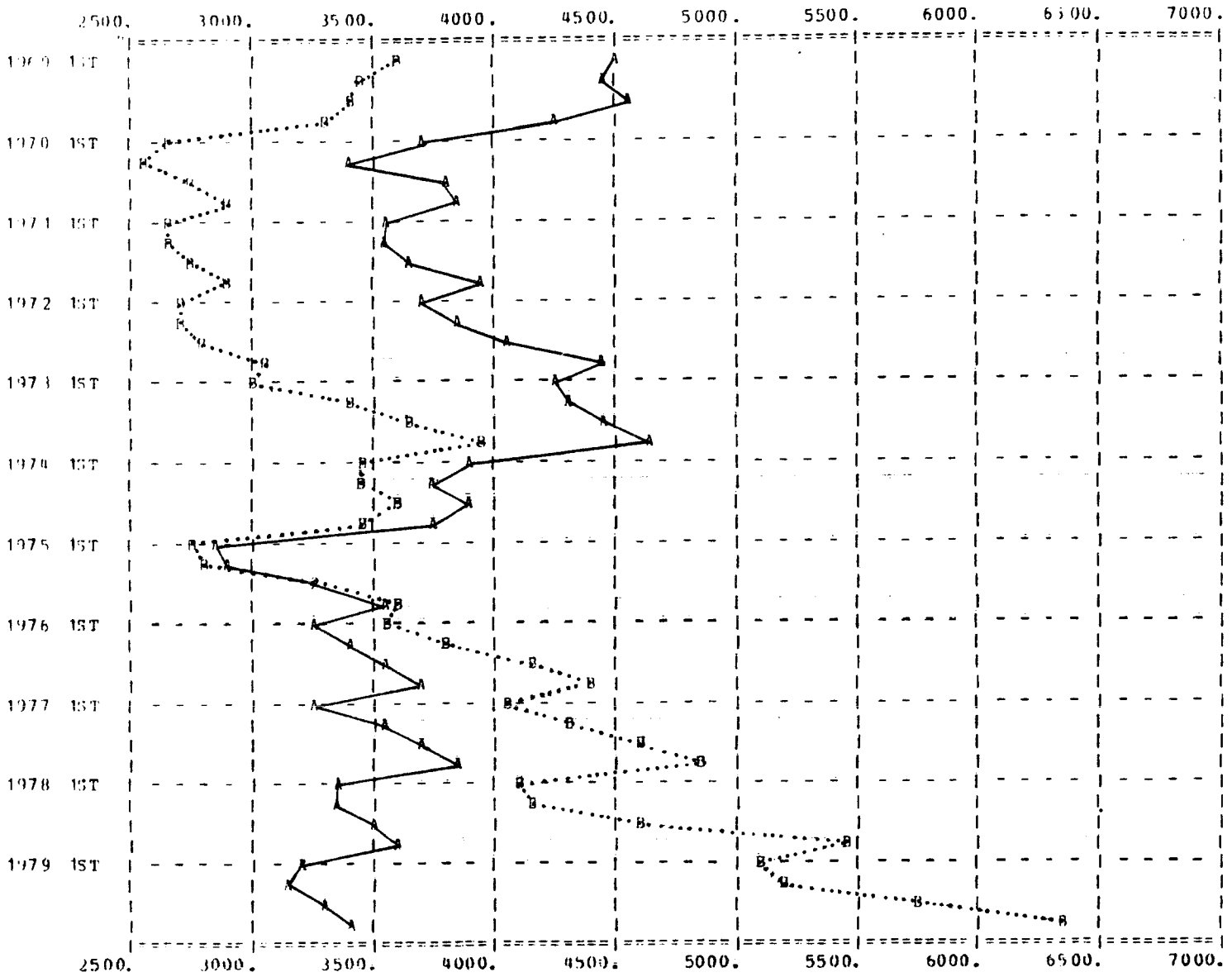
TIME ROUNDS: 1969 1ST TO 1979 1ST

SYMBOL SCALE NAME  
 A #1 W35620 —————  
 B #1 W356210 ······

\*\*\*\*\*

FIGURE 12

Actual and Simulated Paths of Employment  
Radio and Television (SIC 365)



\*\*\*\*\*LEGEND\*\*\*\*\*

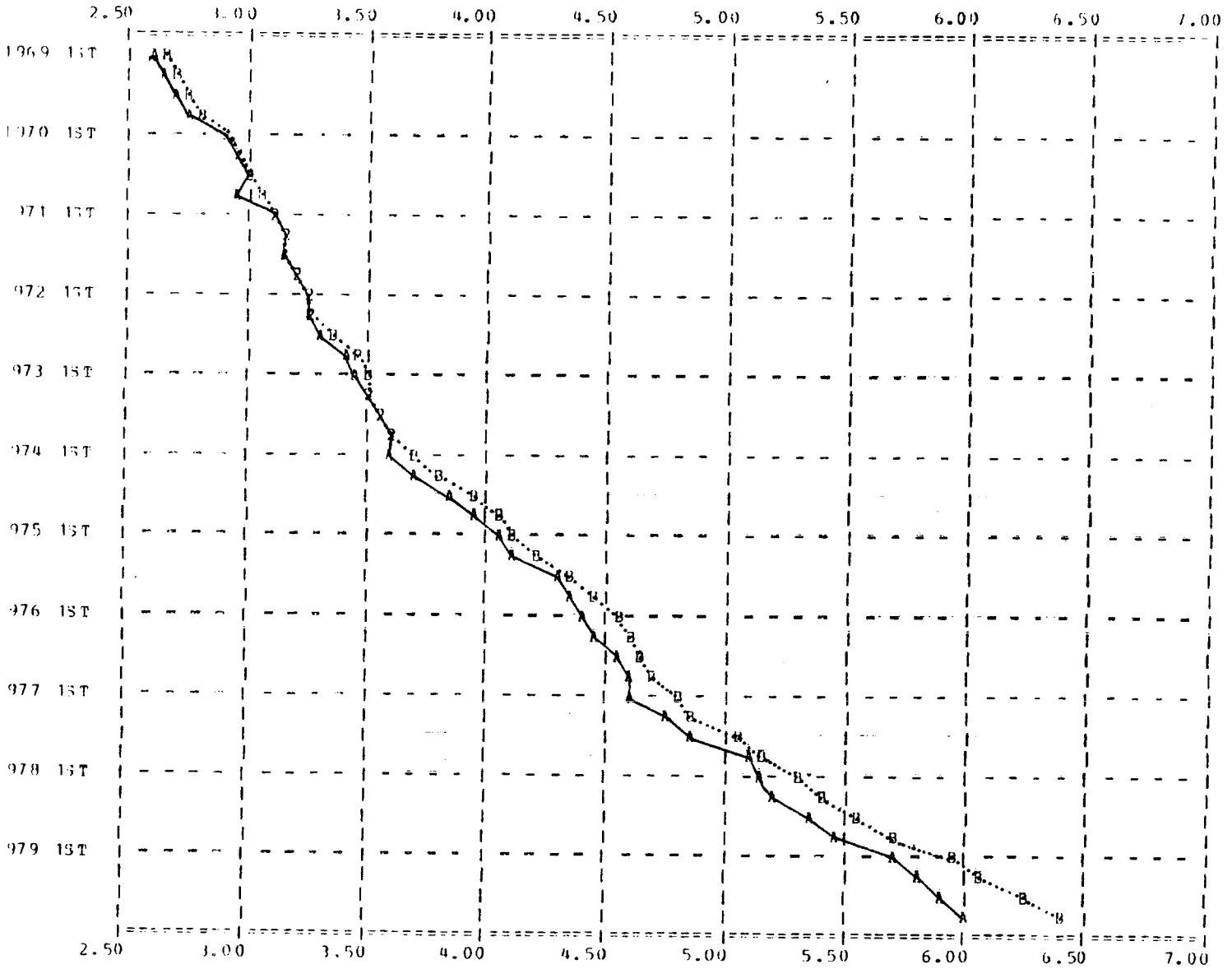
TIME PERIODS: 1969 1ST TO 1979 4TH

SYMBOL	SCALE	NAME
A	#1	L3650
B	#1	L365SIMO

\*\*\*\*\*

FIGURE 13

Actual and Simulated Paths of Wages  
Radio and Television (SIC 365)



\*\*\*\*\*LEGEND\*\*\*\*\*

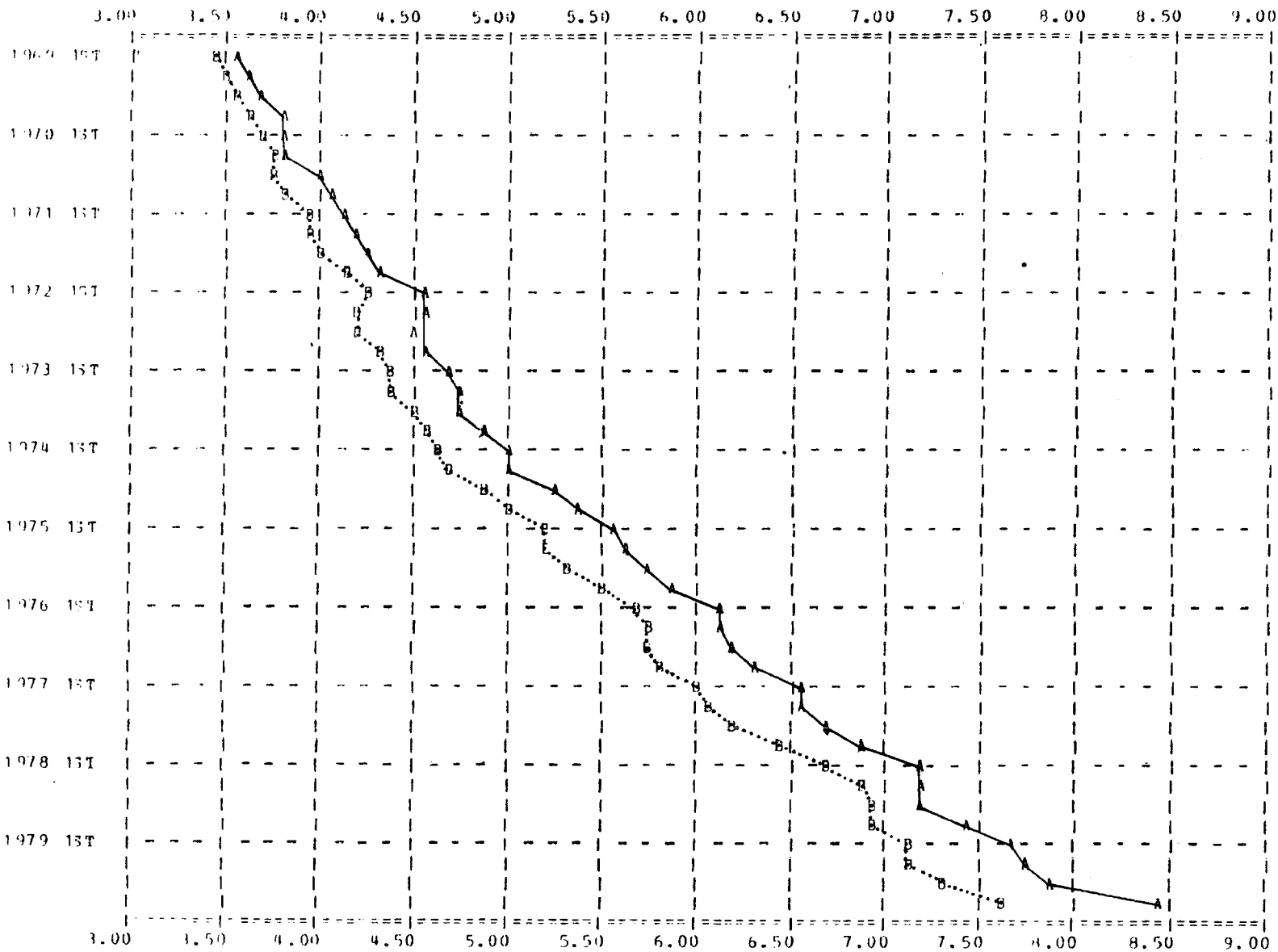
TIME BOUNDS: 1969 1ST TO 1979 4TH

SYMBOL	SCALE	NAME
A	#1	W3650
B	#1	W365SIMO

\*\*\*\*\*

FIGURE 14

Actual and Simulated Paths of Wages  
 Photographic Eqpt. (SIC 386)



\*\*\*\*\*LEGEND\*\*\*\*\*

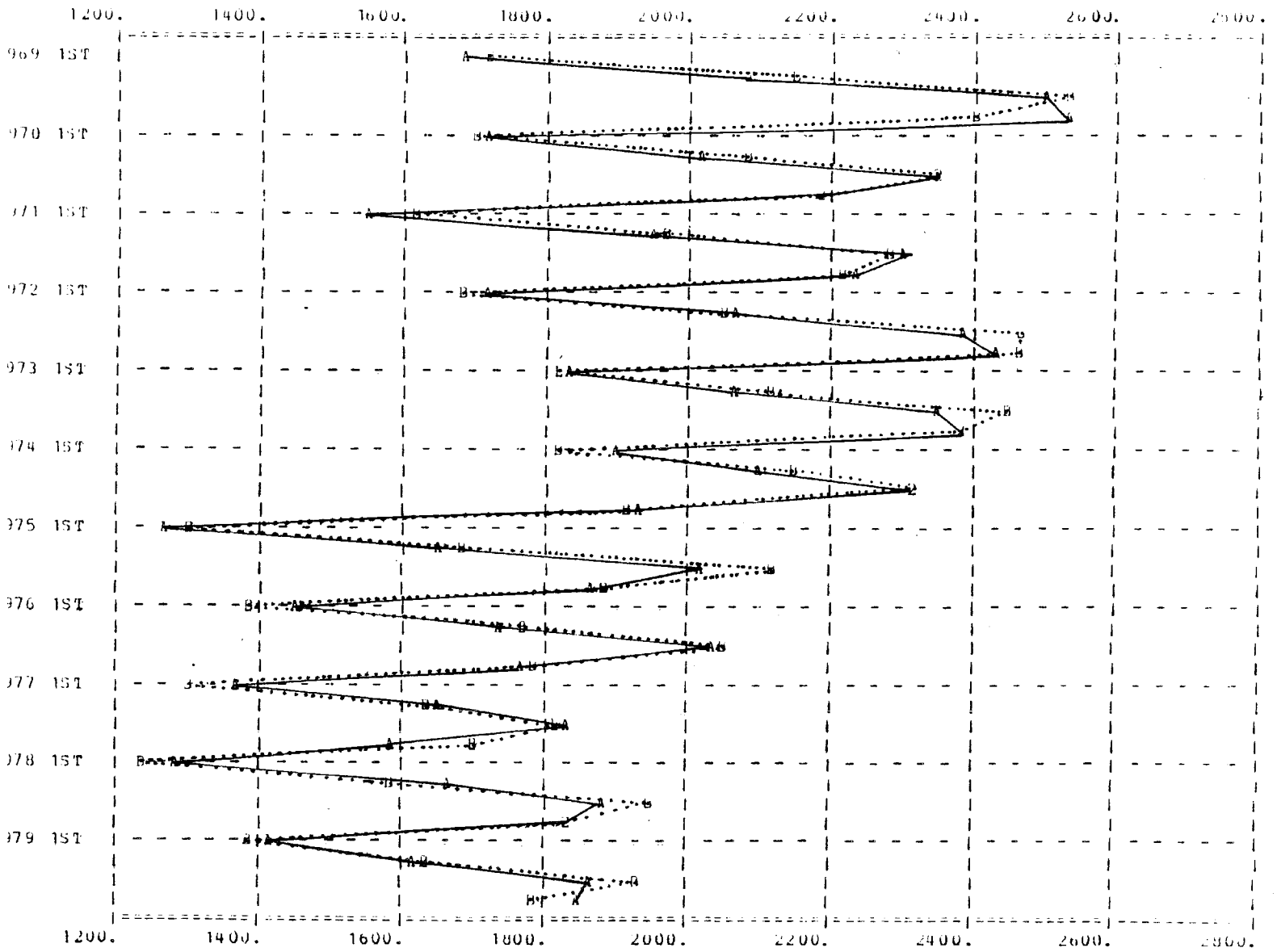
TIME BOUNDS: 1969 1ST TO 1979 4TH

SYMBOL	SCALE	NAME	LINE STYLE
A	#1	W3860	—————
B	#1	W386SIMO	.....

\*\*\*\*\*

FIGURE 15

Actual and Simulated Paths of Employment  
 Dolls, Toys & Games (SIC 3942, 3944)



\*\*\*\*\*LEGEND\*\*\*\*\*

TIME BOUNDS: 1969 1ST TO 1979 4TH

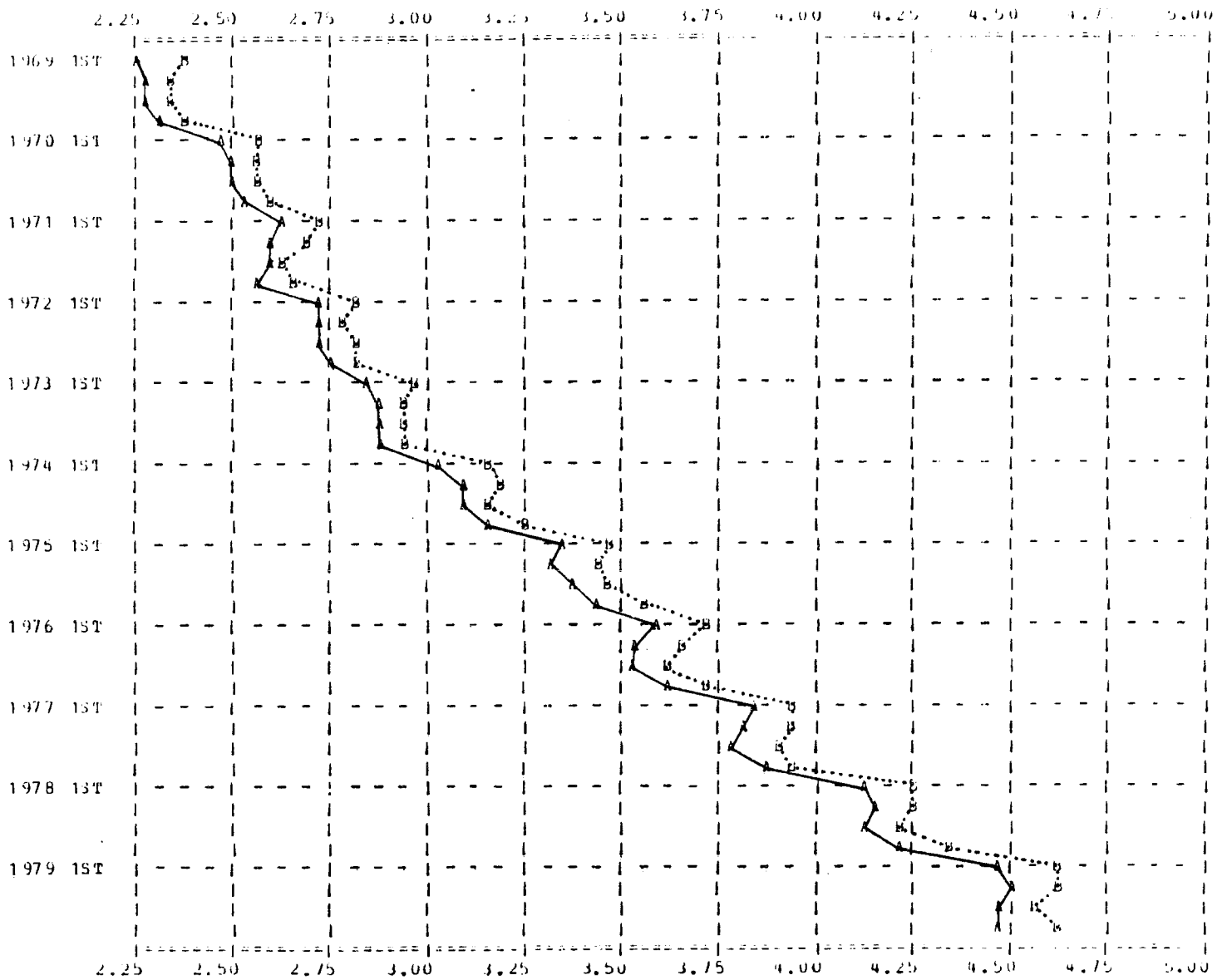
SYMBOL	SCALE	NAME
A	#1	L 3940
B	#1	L 3945 IMQ

\*\*\*\*\*



FIGURE 16

Actual and Simulated Paths of Wages  
Dolls, Toys & Games (SIC 3942, 3944)



\*\*\*\*\*LEGEND\*\*\*\*\*

TIME BOUNDS: 1969 1ST TO 1979 4TH

SYMBOL	SCALE	NAME	Line Style
A	#1	W3942	—————
B	#1	W39441M	.....

\*\*\*\*\*